

# COWBOYS ★ 93



SUPER BOWL  
XXVII

Rose Bowl

C. H. 93

# Fingertip Information

OFFICE ADDRESS — Cowboys Center, One Cowboys Parkway, Irving, Texas 75063-4727  
Executive Office 214/556-9900, Ticket Office 214/579-5000  
HOME FIELD — Texas Stadium (Capacity 65,846) • COLORS — Royal Blue, Metallic Silver Blue and White

## COWBOYS TICKET OUTLETS

Dallas/Fort Worth Metroplex

### Dallas Cowboys Ticket Office:

Texas Stadium  
2401 E. Airport Freeway  
Irving, Texas 75062

### Rainbow/Ticketmaster Outlets:

Main Ticket Center  
All Sears, Foleys and  
Sound Warehouse Stores

### Out of Town

(for exact locations call phone number listed)

Austin 512/477-6060  
El Paso 915/532-4661

Oklahoma City 405/948-6800  
San Antonio 512/224-3000

Houston 713/629-3700

### Charge Tickets by Phone Rainbow/Ticket Master Outlets:

214/373-8000  
214/647-5700  
1-800/749-9494

# 1993 Training Camp Data

## LOCATION

St. Edward's University  
Campus Mail Box 1064  
3001 South Congress Avenue  
Austin, TX 78704

## DATES:

July 15 through August 21

## REPORTING DATE:

All Players report on Thurs., July 15

## PHONE NUMBERS:

Switchboard ..... 512/326-7350  
Public Relations ..... 512/326-7353  
Fax Line ..... 512/326-7030

## INDEX

Attendance .....	247	Opponents .....	208
Big Days/Playoffs .....	203	Player Personnel .....	284
Big Days/Regular Season .....	190	Players .....	
Cheerleaders .....	243	Biographies, Draft Choices .....	111
Coaching Staff .....	12	Biographies, Free Agent Rookies .....	124
Consecutive Winning Seasons .....	196	Biographies, Veterans .....	32
Cowboys in Print .....	245	Biographies, Other with Pro Exp .....	108
Cowboys Radio .....	244	Rosters .....	
Cowboys on Television .....	245	All-Time .....	128
Directory .....	2	All-Time by College .....	137
Draft, All-Time (1961-93) .....	137	1993 Veterans .....	127
Entertainment Activities .....	246	1993 Rookies .....	126
Halftime, Activities .....	246	Preseason Results, All-Time .....	224
Hall of Fame .....	228	Radio .....	244
Highlight Film .....	228	Records/Playoff .....	200
Historical Highlights .....	229	Records/Regular Season .....	171
Honors, All-Time .....	132	Results, All-Time .....	218
Honors, 1992 .....	197	Ring of Honor .....	226
How Cowboys Were Built .....	30	Road Itinerary .....	242
Johnson, Jimmy .....	9	Schedule, Cowboys 1993 .....	1
Jones, Jerry .....	4	Schedule, NFL 1993 .....	249
Last Time .....	194	Season at a Glance, 1992 .....	148
Largest Margin of Victory .....	190	Statistical Leaders, All-Time .....	162
Largest Margin of Defeat .....	190	Statistical Leaders by Years .....	164
Longest Plays/Playoffs .....	204	Statistics, 1992 .....	156
Longest Plays/Regular Season .....	192	Texas Stadium .....	240
Monday Night, etc. Results .....	196	Thanksgiving Day Results .....	196
NFL Data .....		Training Camp .....	241
Post Season, 1993 .....	248	What to Look for in 1993 .....	27
Standings, 1992 .....	248		

# COWBOYS™

## Dallas Cowboys 1993 Schedule

### PRESEASON GAMES

DATE	OPPONENT (TV)	LOCAL TIME	DALLAS TIME
Sun., Aug. 1	MINNESOTA (KDFW-Dallas)	7:00 P.M.	
Sun., Aug. 8	Detroit @ London (CBS)*	5:30 P.M.	11:30 A.M.
Sat., Aug. 14	LOS ANGELES RAIDERS (ESPN)*	7:00 P.M.	
Sat., Aug. 21	Houston @ San Antonio (CBS)*	11:30 A.M.	11:30 A.M.
Fri., Aug. 27	@ Chicago (KDFW-Dallas)	8:00 P.M.	8:00 P.M.

### REGULAR SEASON GAMES

Mon., Sept. 6	@ Washington (ABC)*	9:00 P.M.	8:00 P.M.
Sun., Sept. 12	BUFFALO (NBC)	3:00 P.M.	
Sun., Sept. 19	@ Phoenix (TNT)*	5:00 P.M.	7:00 P.M.
Sun., Sept. 26	OPEN DATE		
Sun., Oct. 3	GREEN BAY (CBS)	Noon	
Sun., Oct. 10	@ Indianapolis (CBS)	1:00 P.M.	Noon
Sun., Oct. 17	SAN FRANCISCO (CBS)	3:00 P.M.	
Sun., Oct. 24	OPEN DATE		
Sat., Oct. 31	@ Philadelphia (CBS)	1:00 P.M.	Noon
Sun., Nov. 7	NEW YORK GIANTS (CBS)	Noon	
Sun., Nov. 14	PHOENIX (CBS)	Noon	
Sun., Nov. 21	@ Atlanta (CBS)	1:00 P.M.	Noon
Thurs., Nov. 25	MIAMI (NBC)*	3:00 P.M.	
Mon., Dec. 6	PHILADELPHIA (ABC)*	8:00 P.M.	
Sun., Dec. 12	@ Minnesota (CBS)	3:00 P.M.	3:00 P.M.
Sat., Dec. 18	@ New York Jets (CBS)*	4:00 P.M.	3:00 P.M.
Sun., Dec. 26	WASHINGTON (CBS)	3:00 P.M.	
Sun., Jan. 2	@ New York Giants (CBS)	1:00 P.M.	Noon

\*Televised Nationally

FIRST-ROUND PLAYOFFS	Jan. 8-9, 1994
DIVISIONAL PLAYOFFS	Jan. 15-16, 1994
CONFERENCE CHAMPIONSHIPS	Jan. 23, 1994
SUPER BOWL XXVIII (Atlanta, GA)	Jan. 30, 1994
PRO BOWL (Honolulu, HI)	Feb. 6, 1994

# Cowboys Club Directory

## ADMINISTRATION

**Jerry Jones**, President-General Manager  
**Mike McCoy**, Vice President  
**Stephen Jones**, Vice President  
**Bruce Mays**, Director of Operations/  
Facility Coordinator  
**Craig Glieber**, Assistant Director of Operations  
**Steve Carichoff**, Operations Assistant  
**Kevin Holtz**, Legal Intern  
**Marylyn Love**, Assistant to the General Manager  
**Connie Medina**, Administrative Assistant  
**Laura Fryar**, Assistant

## MARKETING

**George Hays**, Vice President/  
Director of Marketing  
**Charlotte Anderson**, Marketing and Special  
Events Coordinator  
**Mark Faber**, Sales and Marketing  
**Doreen Bice**, Marketing and Special Events  
**Cristi Allen**, Assistant

## PUBLIC RELATIONS

**Rich Dalrymple**, Director  
**Brett Daniels**, Assistant Director  
**Emily Cruz**, Public Relations Assistant/  
Community Relations  
**Tony Wyllie**, Public Relations Assistant

## ACCOUNTING

**Jack Dixon**, Treasurer  
**Joe Nolan**, Controller  
**Brian England**, Payroll Accountant  
**Terri VanHooser**, Accounting Clerk

## TICKET SALES & PROMOTIONS

**Joel Finglass**, Director of Sales and Promotions  
**Carol Padgett**, Ticket Manager  
**Michael Crouch**, Ticket Office  
**Tamara Fulton**, Sales and Promotions  
**Joey Giacomarro**, Ticket Office  
**Ann Goode**, Ticket Office  
**Robert Newhouse**, Sales and Promotions  
**Melissa Stodghill**, Ticket Office  
**Ron Thorton**, Sales and Promotions

## VIDEO

**Robert Blackwell**, Director  
**Derek Serpa**, Assistant

## COACHING STAFF

**Jimmy Johnson**, Head Coach  
**Norv Turner**, Assistant Head Coach/  
Offensive Coordinator  
**Butch Davis**, Defensive Coordinator/  
Linebackers  
**Hubbard Alexander**, Receivers  
**Joe Avezzano**, Special Teams  
**John Blake**, Defensive Line  
**Joe Brodsky**, Running Backs  
**Dave Campo**, Defensive Backs  
**Jim Eddy**, Defensive Assistant  
**Robert Ford**, Tight Ends  
**Steve Hoffman**, Kickers and Quality Control  
**Hudson Houck**, Offensive Line  
**Mike Woicik**, Strength and Conditioning  
**Marge Anderson**, Secretary  
**Barbara Goodman**, Secretary

## PLAYER PERSONNEL

**Larry Lacewell**, Director of College Scouting  
**Tom Ciskowski**, Scout  
**Jim Garrett**, Scout  
**Walter Juliff**, Scout  
**Bobby Marks**, Scout  
**Walt Yowarsky**, Scout  
**Carmen Grosso**, Assistant  
**Chris Hall**, Assistant

## MEDICAL

**Kevin O'Neill**, Head Trainer  
**Don Cochren**, Medical Records Coordinator/  
Athletic Trainer  
**Jim Maurer**, Assistant Trainer  
**Eric Buckman**, Intern  
**Dr. Robert Vandermeer**, Team Physician  
**Dr. John Baker**, Team Physician  
**Dr. J.R. Zamorano**, Team Physician

## EQUIPMENT/PRACTICE FIELDS

**Buck Buchanan**, Equipment Manager  
**Mike McCord**, Assistant Equipment Manager  
**Louis Jackson**, Assistant  
**Robert Jackson**, Assistant  
**Al Walker**, Assistant

## BUILDING OPERATIONS

**Steve Forgey**, Building Supervisor  
**Kathy Coleman**, Mailroom/Supplies  
**Wanda Forgey**, Switchboard Operator  
**Jesse Leija**, Security  
**Terry Green**, Security

A black and white photograph of a middle-aged man with short, light-colored hair, wearing a dark suit jacket, a white shirt, and a dark patterned tie. He is smiling slightly and looking towards the camera. His right hand is partially visible, with a ring on the ring finger. The background is dark and out of focus, with a bright, circular shape on the left side. On the far left edge of the image, there is a vertical strip of black squares, resembling the sprocket holes of a film strip.

THE ADMINISTRATION



On February 25, 1989, Jerry Jones purchased the Dallas Cowboys, and made clear his intention of returning the proud franchise to its place among the elite of the professional football world.

The journey from a 1-15 season in 1989 to the Super Bowl Championship in 1992 took exactly 1,435 days. Under Jones' leadership, the Cowboys' 47-month journey has been as remarkable as it has been rapid.

During the club's 1992 run to the World Championship, the Cowboys set a team record for most wins in a regular season (13) and most overall wins (16), while appearing in an NFL-record sixth Super Bowl. Along the way, Dallas also became the first team to win more than one Super Bowl under two different ownerships.

"We never created a timetable for turning things around," said Jones. "Our only guidelines were to be as aggressive as possible and explore every potential avenue for success."

With a style of management that offers a throwback to an earlier era of ownership in the National Football League, Jones personally oversees every aspect of the Cowboys' operation. His "hands on" approach continues to carry his own unique stamp of innovation, rapid progress and a commitment to winning as soon as possible.

His eagerness in wanting to bring the Super Bowl Trophy back to Dallas has generated success throughout every aspect of the organization.

- ★ After an inaugural 1-15 season in 1989, Jones was the NFL's most aggressive executive in the area of Plan B free agency — signing 16 Plan B players. Three of those players went on to start in Super Bowl XXVII, and tight end Jay Novacek has been to two Pro Bowls.
- ★ Since purchasing the Cowboys, Jones and head coach Jimmy Johnson have orchestrated 48 trades which have triggered the influx of talent to the organization. At the beginning of the 1992 season, the Cowboys closed deals that brought defensive starters Charles Haley and Thomas Everett to the team. Both were key figures in the Cowboys' defense being ranked No. 1 in the NFL last year.
- ★ From 1989 to 1992 Dallas drafted 54 players, and 21 of those players were on the Cowboys' 1992 Super Bowl roster (nearly one half the active roster). Eleven of the 54 players drafted in those four years were Super Bowl starters. In addition, the Cowboys six first round draft choices between 1989 and 1992 were all starters in Super Bowl XXVII.

- ★ In a move that has proved tremendously popular among fans throughout the State of Texas and the Southwest, Jones moved the Cowboys' annual summer training camp to an in-state site for the first time in team history. Over the past three years, nearly 350,000 fans have journeyed to St. Edward's University in Austin to get an "up-close" view of the Dallas Cowboys.
- ★ A revised marketing strategy has seen Texas Stadium attendance figures rise in rapid fashion in the past four seasons. Since the 1988 season, Cowboys' home crowds have increased by 28.3%, or by an average of 14,203 fans per game. The Cowboys will enter the 1993 season looking to extend a team record streak of 23 straight crowds of at least 60,000 fans.
- ★ In a May (1993) issue of Financial World Magazine, Jones was recognized as the owner of the most valuable sports team in all of professional athletics. The Cowboys were followed by the New York Yankees, the Toronto Blue Jays, the Los Angeles Lakers and the Philadelphia Eagles on the composite list of the nation's most valuable franchises.

Jones' well-documented accomplishments with the Cowboys have served as a springboard toward his becoming actively involved with the management of important issues on a league-wide basis.

On May 1, 1992, Jones was appointed to the NFL's prestigious Competition Committee by Commissioner Paul Tagliabue. Jones became the first owner to serve on the committee since the late Paul Brown. Last spring, Jones was also named to the NFL's Television Committee.

On the local front, Jones' accomplishments have not gone unnoticed. In the summer of 1991, he was voted the best sports franchise owner in the Metroplex, receiving 48% of the votes that were tabulated in a Dallas Morning News readers' poll. Following the 1991 season, he was selected as the NFL's Owner of the Year by the Edelstein Pro Football Letter. In February of 1992, Jones was named the winner of the "Big D Award" by the Dallas All Sports Association. The "Big D Award" annually recognizes the sports figure who has done the most to bring excitement to the Metroplex through athletics.

In June of 1993, Jones was one of the top award winners at the annual Dallas/Fort Worth Entrepreneur of the Year Awards, claiming the "Turn Around" Award for his rebuilding of the Cowboys organization.

"The Dallas Cowboys represent winning and achieving at the highest level," says Jones. "Those are the goals that are set by our fans and our entire organization. It is our job to see that those goals are achieved on an annual basis."

Only the third owner in the history of the Dallas franchise, Jones also owns the Texas Stadium Corporation, a sister organization to the Cowboys which operates the stadium for the City of Irving.

Jerral Wayne Jones was born on Oct. 13, 1942 in Los Angeles. He learned his business style from his father, J.W. "Pat" Jones, a successful entrepreneur first in supermarkets, then in insurance.

Pat Jones moved his family to North Little Rock, Ark., soon after Jerry was born. After starring in football as a running back at North Little Rock High School, Jerry received a scholarship to play at the University of Arkansas. He was a starting guard and co-captain of the 1964 team that went 11-0, defeated Nebraska in the Cotton Bowl and captured the national championship. Jerry's teammate and road roommate was Jimmy Johnson.

Upon graduating in 1965 Jerry joined his father's insurance company, Modern Security Life in Springfield, Mo., as executive vice president.

After receiving his master's in business from Arkansas, Jerry entered the oil and gas exploration business in Oklahoma in 1970 and soon became a phenomenal

success. His oil and gas concern now has offices in Fort Smith and Little Rock, Ark., Oklahoma City, Sacramento, Calif., and Calgary, Canada.

In addition to professional football, stadium management and energy production, Jones has business interests in banking, real estate, crude oil shipping and refining, and poultry processing.

One of a very small number of NFL owners who actually earned a significant level of success as a football player, Jones is currently living his dream of engineering the fortunes of an NFL franchise. A man of varied interests who will not rest on yesterday's achievements, he is a dedicated businessman and family man — sharing a passion for both worlds.

Jerry is involved in numerous civic and charitable causes. He serves on the board of directors for the Dallas-based Childworks International, a foundation for the funding of children's surgery. He also enjoys an association with the Boys Clubs of America and the National Paralysis Association. Among his favorite hobbies are hunting, fishing, tennis, water skiing and snow skiing.

Jerry and wife Gene, a former Arkansas beauty pageant winner whom he met while both attended the University of Arkansas, live in Dallas. They have three children, Stephen, Charlotte and Jerry, Jr.

Stephen (6/21/64) is a graduate of the University of Arkansas who serves as a Cowboys' Vice President, and Charlotte (7/26/66) is a Stanford graduate who is the Marketing and Special Events Coordinator for the organization. Jerry Jr. (9/27/69), a recent graduate of Georgetown University, is currently attending law school at Southern Methodist University.

---

### **Chronology Since Jerry Jones' Purchase of the Dallas Cowboys:**

---

**February 25, 1989** — Jerry Jones purchases the Dallas Cowboys and the lease to manage Texas Stadium Corp. from H.R. "Bum" Bright. Jones names Jimmy Johnson as the new head coach of the Dallas Cowboys.

**March 9, 1989** — For the first time in club history, some ticket prices were reduced at Texas Stadium. A total of 5,000 end zone seats were dropped by \$6.00, from \$25.00 to \$19.00.

**April 6, 1989** — Jones signs Jimmy Johnson to a 10-year contract to coach the Dallas Cowboys. Jones cites commitment and continuity as the major reasons behind the agreement to the long term contract.

**April 20, 1989** — Jones completes negotiations on Troy Aikman's contract — a six-year deal that is completed four days before Aikman is the top overall selection in the 1989 NFL Draft.

**October 12, 1989** — Herschel Walker is traded to Minnesota for five players, six conditional draft choices, and a 1992 first round draft choice. Current players who actually came to Dallas as a result of the trade include: Emmitt Smith and Russell Maryland along with eight players who were selected in the 1992 draft, including first round pick Kevin Smith.

**October 29, 1989** — Former Cowboy Lee Roy Jordan becomes the first player inducted into the Ring of Honor since Roger Staubach was inducted in 1983.

**December 9, 1989** — Training camp is moved from Thousand Oaks, California to Austin, Texas, marking the first time in the 30-year history of the organization that the team will conduct training camp within the State of Texas.

**March 19, 1990** — Five weeks worth of facility renovations at the Valley Ranch Training headquarters accumulate costs in excess of \$180,000. The open air weight room is enclosed into a fully carpeted facility that is air conditioned and heated.

**March 29, 1990** — Dallas signs an NFL-high 16 Plan B free agents, including 1992



starters TE Jay Novacek, LB Vinson Smith, SS James Washington. Jones spent over one million dollars in signing bonuses for the record Plan B group.

**August 10, 1990** — The Cowboys' first-ever in-state training camp concludes at St. Edward's University in Austin, Texas. Over 100,000 fans attend work-outs, while more than 400 media credentials are issued in the three-plus weeks of work. Austin officials estimate that the camp brings an additional \$3.2 million of income into the Austin area.

**August 25, 1990** — Texas Stadium opens for the 1990 season, and for the very first time, the facility is equipped with televisions at every concession stand and live radio broadcasts piped throughout the stadium and the Corral.

**September 5, 1990** — The Cowboys trade Steve Walsh to the New Orleans Saints for a 1st and 3rd round draft choice in 1991 and a conditional 2nd round pick in 1992.

**March 1, 1991** — A new tiered ticket price structure which assigns the price of seats throughout the stadium based upon locations of the seats is introduced.

**April 19, 1991** — A deal is made to bring the No. 1 overall selection in the 1991 NFL Draft to Dallas in exchange for a first and second round selection and three veteran players. Dallas selected Outland Trophy winner Russell Maryland with the top pick.

**April 21-22, 1991** — In an unprecedented action among the NFL, the Cowboys sign their top three draft choices on draft day. The team also drafts a club record 17 players.

**July 7, 1991** — In a *Dallas Morning News* readers poll, Jerry Jones received 48% of the votes cast for the "Best Owner in the Metroplex."

**July 16, 1991** — The Cowboys open training camp in Austin, Texas with all 17 of their draft choices under contract.

**August 16, 1991** — The Cowboys conclude their second training camp at St. Edward's University in Austin, Texas. During the four weeks of work in Austin, over 75,000 fans watch the Cowboys' practices, while 465 media credentials are issued.

**September 9, 1991** — Monday Night Football returns to Texas Stadium for the first time since November of 1987. Dallas falls to the Washington Redskins by a 33-31 score in one of the highest rated MNF games of the year.

**September 29, 1991** — Dallas defeats the defending Super Bowl Champion New York Giants by a 21-16 score at Texas Stadium.

**November 24, 1991** — The Cowboys end the Washington Redskins' undefeated streak at 11 games with a 24-21 Cowboys victory at RFK.

**December 15, 1991** — Dallas defeats Philadelphia, 25-13, at Veterans Stadium to secure a wild card playoff spot. The victory marks the team's first trip to the playoffs since the 1985 season.

**December 22, 1991** — Dallas closes the 1991 season with a 31-27 win over Atlanta, marking the team's best record (11-5) since the 1983 team finished 12-4. The victory total marks the 11th time in club history that Dallas has won 11 games or more.

**January 5, 1992** — Dallas defeats Chicago by a 17-13 score in a wild card playoff game at Soldier Field. The game marks the Cowboys' first playoff appearance since 1985. It also represents Dallas' first playoff win since 1982 and the team's first victory in a road playoff game since 1980.

**April 26-27, 1992** — Dallas selects 15 players in the 1992 NFL Draft, including a pair of first rounders who eventually become starters during the 1992 season: cornerback Kevin Smith and middle linebacker Robert Jones. The Cowboys agree to terms with three of their first four draftees within hours of the completion of the draft.

**May 1, 1992** — Jerry Jones is appointed to the NFL's Competition Committee by Commissioner Paul Tagliabue. Jones becomes the first owner to serve on the prestigious committee since the death of Cincinnati's Paul Brown.

**October 25, 1992** — At the Los Angeles Coliseum, 91,505 fans attend Dallas' 28-13 win over the Los Angeles Raiders. It is the largest crowd to ever witness a Dallas Cowboys' regular season game.

**December 21, 1992** — Before a national television audience on ABC's Monday Night Football, the Cowboys defeat the Atlanta Falcons (41-17) at the Georgia Dome to claim the NFC Eastern Division crown. The victory marks the Cowboys' first divisional title since 1985. It is the 14th division title in club history.

**December 23, 1992** — Six players from the Cowboys offense are selected to play in the Pro Bowl. The six players establish a Dallas Cowboys' record for most offensive players selected to the Pro Bowl.

**December 27, 1992** — Dallas defeats Chicago by a 27-14 score at Texas Stadium. The victory is the 13th of the season for Dallas, establishing a new club record for victories in a season. In the Bears game, Emmitt Smith finishes the season with 1,713 rushing yards, enabling him to become the first player to win back-to-back NFL rushing titles since Eric Dickerson (1983-84).

**December, 1992** — Since the 1988 season, attendance at Cowboys home games is up 28.3%. The team continues to add to its Texas Stadium record for consecutive crowds of more than 60,000 fans. The Cowboys have now drawn 60,000 fans or more to their last 24 straight home games. The previous franchise record was 11 straight. The Cowboys' average home attendance in 1992 was 63,344, the club's highest home average attendance since the 1981 team drew 63,943.

**December, 1992** — The Cowboys set a new team record for road attendance by averaging 72,523 fans per road game in 1992. The team also played before a sold out stadium in all 16 regular season games for the first time since the 1981 season.

**January 10, 1993** — In their first home playoff game since 1983, Dallas hands NFC East rival Philadelphia a 34-10 defeat in an NFC Divisional Playoff Game.

**January 17, 1993** — In their first NFC Championship Game since 1982, the Cowboys defeat the San Francisco 49ers by a 30-20 score at Candlestick Park. The victory sends Dallas to Super Bowl XXVII in Pasadena, marking the Cowboys first Super Bowl trip since 1978.

**January 31, 1993** — While making an NFL record sixth Super Bowl appearance, the Cowboys defeat Buffalo 52-17 in Super Bowl XXVII at the Rose Bowl in Pasadena. The victory also enables the Cowboys to become the only franchise in NFL history to win more than one Super Bowl under two different ownerships. The Super Bowl crowd of 98,374 becomes the largest crowd to ever witness a Dallas Cowboys game. The game is also witnessed by 133.4 million television viewers, making Super Bowl XXVII the most watched event in television history.

**March 5, 1993** — The Super Bowl Champion Dallas Cowboys become the first athletic team to visit the White House under the Clinton administration. The Cowboys team visit to the White House is the first in club history.





In 1992, Jimmy Johnson led the Dallas Cowboys to the World Championship of professional football. The victory over the Buffalo Bills in Super Bowl XXVII took place just five years after Johnson's University of Miami team won a national collegiate championship in 1987.

The Cowboys' win in Pasadena etched a visible place in the annals of American sports lore for Johnson as he became the first, and only, head coach in football history to win both a Super Bowl title and a national collegiate championship.

In only his fourth year in professional football, Johnson led the Cowboys to their third NFL title — just three years after the franchise produced the league's worst record, a 1-15 mark in 1989.

In each of the three years that followed 1989, Johnson was named the NFL Coach of the Year by at least one national news media outlet.

Johnson's 1992 Cowboys returned the team to its familiar place among the National Football League's elite with a splendid mix of substance and style:

- ★ Dallas had the NFL's youngest team in 1992, with a roster that averaged 25.6 years of age per man.
- ★ The Cowboys set a team record for most regular season victories with 13, while also establishing a new team standard for most overall wins (16).
- ★ The Cowboys produced the NFL's No. 1 ranked defense with a unit that had no defensive players selected to the Pro Bowl.
- ★ The Dallas offense exploded for an average of 37 points per game in its last five games, while sending a club-record six offensive players to the Pro Bowl.

The Cowboys accomplishments have been rapid and remarkable since Jerry Jones purchased the franchise on February 25, 1989 and installed Johnson as the team's head coach.

The four years that have passed since 1989 have been characterized by a total commitment from the team's leadership to winning a championship as quickly as possible.

The champion has now been built, and the well documented blueprint for that success was conceived in the aggressive and boldly creative nature of the team's dynamic leadership.

- ★ In the decade of the 1990s, Johnson's teams have won 31 regular season games.

Only Marv Levy and George Seifert have more victories among active NFL head coaches. Since November 18, 1990, the Cowboys have an overall record of 32-11 under Johnson for a .744 winning percentage.

- ★ Since 1990, Dallas has claimed at least one victory over each of the 12 NFC teams they have faced. The Cowboys are also 8-1 in their last nine games against AFC opponents.
- ★ Between 1989 and 1992, the Cowboys drafted 54 college players, 32 of those men went on to earn a Dallas roster spot, and 21 were members of last year's team. One half (11) of the Cowboys starters in Super Bowl XXVII were chosen by Dallas in the NFL Draft from 1989 to 1992. In addition, Dallas made six first round draft choices between 1989 and 1992, and all six of those players were Super Bowl starters.
- ★ In the Jones-Johnson era, Dallas has orchestrated 48 trades, while signing 29 Plan B free agents. Those acquisitions have accelerated the Cowboys return to championship form, as seven of Dallas' 22 Super Bowl starters came to the organization via trade or Plan B signing.

It should come as no surprise that Johnson has branded the Cowboys with the stamp of a champion, as success has been a trademark of his at every stop.

At the University of Miami (1984-88) Johnson led the Hurricanes to a 52-9 record, including a 44-4 mark over the final four seasons. His Hurricane teams also captured two Orange Bowl titles, a national championship in 1987 and two No. 2 finishes (1986 and 1988). Only a combined five-point difference in two losses separated Miami from three straight 12-0 seasons from 1986-88.

During Johnson's reign the Hurricanes were amazingly consistent. They were 21-9 against teams that were ranked in the Top 20, and 5-0 against preseason No. 1s. They avoided upsets, putting together an unblemished 31-0 mark versus unranked teams. They won 36 straight regular-season games from 1985-88, the fifth longest streak in NCAA history, and they won 20 consecutive road games from 1984-88.

In his first head coaching job, Johnson took over a losing program at Oklahoma State in 1979 and brought it to national prominence, compiling a 29-25 record in five seasons, including two bowl appearances. Johnson was named Big Eight Coach of the Year following his first season.

A native Texan, James William Johnson (7/16/43) grew up on the Gulf Coast in Port Arthur, where he earned all-state football honors at Jefferson High School as a two-way lineman.

Despite his relatively small size, Johnson became an All-Southwest Conference defensive lineman at Arkansas and helped lead the Razorbacks to the 1964 national championship. A three-year letterman, Johnson was named to Arkansas' All-Decade Team of the '60s. Arkansas was also where he forged a friendship with Jerry Jones that 25 years later led both men to Dallas.

Johnson, who earned his degree in psychology, began his coaching career on the defensive line at Louisiana Tech in 1965. When an assistant's job fell through at Florida State in 1966, Jimmy spent the year as an assistant coach at Picayune High School in Mississippi.

He resumed his college coaching career one year later in 1967 as Wichita State's defensive line coach. In 1968 he became a 25-year-old defensive coordinator when Johnny Majors, an Arkansas assistant when Jimmy played there, brought him to Iowa State.

After two years at Iowa State, Johnson moved to Chuck Fairbank's Oklahoma staff (1970-72) as defensive line coach. He returned to Arkansas in 1973 for a four-year tenure as his alma mater's defensive coordinator under his college coach, Frank Broyles.

In 1977 Johnson went to Pittsburgh as assistant head coach and defensive coordinator, directing one of college football's all-time great defenses for two years. Johnson's 14-year career as an assistant came to end in 1979 when he took over the rebuilding mission at Oklahoma State.

Jimmy has two sons — Brent, an attorney, and Chad, an account executive for Paine Webber.

**CAREER COACHING NOTES AND HONORS:**

<b>1993-1989</b>	<b>Head Coach, Dallas Cowboys</b>	<b>1985</b>	Coach of the Year, Football News
<b>1992</b>	Super Bowl XXVII Champions		NCAA Regional Coach of the Year
	NFC Eastern Division Champions	<b>1983-1979</b>	<b>Head Coach, Oklahoma State University</b>
	Franchise record 13 regular season victories	<b>1979</b>	Big Eight Coach of the Year
	NFL Coach of the Year, ESPY Awards	<b>1978-1977</b>	Assistant Head Coach/Defensive Coordinator, University of Pittsburgh
	NFL Coach of the Year, Victor Sports Awards	<b>1976-1973</b>	Defensive Coordinator, University of Arkansas
<b>1991</b>	NFL Coach of the Year, Football Digest	<b>1972-1970</b>	Defensive Line Coach, University of Oklahoma
<b>1990</b>	NFL Coach of the Year, Associated Press	<b>1969-1968</b>	Defensive Coordinator, Iowa State University
	NFC Coach of the Year, United Press International	<b>1967</b>	Assistant Coach, Wichita State University
	NFC Coach of the Year, College & Pro Football Newsweekly	<b>1965</b>	Defensive Line Coach, Louisiana Tech University
<b>1988-1984</b>	<b>Head Coach, University of Miami</b>		
<b>1987</b>	National Champions, University of Miami		
<b>1986</b>	Coach of the Year, Walter Camp Foundation		
	Coach of the Year, Seattle Gold Helmet Award		
	Coach of the Year, Washington D.C. Pigskin Club		
	Preseason Coach of the Year, Playboy Magazine		

**JOHNSON'S COACHING RECORD**

Year Team	W	L	T	Pct.	Post Season	W-L
1992 Dallas Cowboys	13	3	0	.813	Super Bowl Champs	3-0
1991 Dallas Cowboys	11	5	0	.688	NFC Wild Card	1-1
1990 Dallas Cowboys	7	9	0	.438		
1989 Dallas Cowboys	1	15	0	.063		
1988 Univ. of Miami	11	1	0	.917	Orange Bowl	W
1987 Univ. of Miami	12	0	0	1.000	Orange Bowl	W
1986 Univ. of Miami	11	1	0	.917	Fiesta Bowl	L
1985 Univ. of Miami	10	2	0	.833	Sugar Bowl	L
1984 Univ. of Miami	8	5	0	.615	Fiesta Bowl	L
1983 Oklahoma State	8	4	0	.667	Bluebonnet Bowl	W
1982 Oklahoma State	4	5	2	.455		
1981 Oklahoma State	7	5	0	.583	Independence Bowl	L
1980 Oklahoma State	4	7	0	.364		
1979 Oklahoma State	7	4	0	.636		
<b>Totals</b>						
Dallas Cowboys	32	32	0	.500	(regular season)	
Dallas Cowboys	4	1	0	.800	(post season)	
Univ. of Miami	52	9	0	.852		
Oklahoma State	29	25	3	.535		
Career	117	67	3	.634		



## Norv Turner

**Assistant Head Coach/Offensive Coordinator/Quarterbacks**

After just two years as an offensive coordinator in the NFL, Norv Turner's accomplishments and production have earned him notice from his peers and rivals throughout the league. His performance with the Cowboys has also captured the eye of Head Coach Jimmy Johnson, who elevated Turner to the position of assistant head coach following the Super Bowl season of 1992.

Under Turner's direction, the Dallas offense exploded with big plays and grind-it-out precision in 1992, and by year's end, the Cowboys had assembled what many believed to be the NFL's most balanced attack. Dallas closed the year ranked fourth in the NFL in total offense (350.4 yards per game), fifth in passing offense (217.8) and fifth in rushing offense (132.6). San Francisco was the only other NFC club to finish in the top 10 in all three categories in 1992.

In their last five games of the season (including playoffs), the Cowboys averaged 36.8 points per game, and that type of explosiveness served as a springboard to sending a club-record six offensive players to the Pro Bowl.

Fourth-year quarterback Troy Aikman enjoyed his best season as a pro last year, collecting single season career-highs for completions (302), yards (3,445) and touchdowns (23). Aikman also turned in his first totally healthy season en route to the Super Bowl MVP award, and a quietly productive offensive line was the key to his safety.

Dallas surrendered the fewest quarterback sacks in club history last year (23), finishing second in the NFL in that category. The Cowboys line also led the league in fewest yards lost (112) due to quarterback sacks.

That line, led by first-time Pro Bowlers Mark Stepnoski and Nate Newton, paved the way for All-Pro Emmitt Smith to earn his second straight NFL rushing title. Smith's team-record 1,713 yards enabled him to become the first man to win consecutive league rushing titles since Eric Dickerson turned the trick (1983-84).

From a pass receiving standpoint, wide receiver Michael Irvin finished the year second in the NFL in receiving yardage, after leading the league in that department the year before, with 1,396 yards. Jay Novacek led all NFL tight ends in receptions with a Dallas record 68 catches, while Smith led all NFC running backs in receptions with 59.

Smith also established new team records for total touchdowns (19), rushing touchdowns (18) and scoring by a non-kicker (114 points).

Turner's impact on the Dallas scene was felt immediately upon his arrival from the Los Angeles Rams in 1991. The Cowboys offense went from last in the NFL in 1990 to ninth in 1991. That jump was the biggest move ever for a team that finished last in offense the previous year, and the largest gain in the NFL since the New York Jets went from 26th in 1971 to second in 1972.

As an assistant with the Los Angeles Rams from 1985-90, Turner oversaw wide receivers Willie Anderson, the NFL leader in yards per catch in 1989 and '90, and Henry Ellard, the league's leading receiver in 1988, along with tight end Pete Holohan, who caught 49-or-more passes each season from 1988-90.

Prior to joining the Rams, Turner was offensive coordinator of the 1984 University of Southern California squad that defeated Ohio State in the Rose Bowl. Turner oversaw quarterbacks (1981-83), defensive backs (1980) and receivers (1976-79) before he was named offensive coordinator for the Trojans.

After a three-year career as a quarterback at Oregon, Turner became a graduate assistant for the Ducks in 1975. He was recruited to Oregon by John Robinson, the head coach Turner worked under from 1976-82 at USC and then with the Rams from 1985-90.

Born in LeJeune, NC (5/17/52), Norval Turner grew up in Martinez, CA, then starred as a quarterback/defensive back at Alhambra, CA, High School. He and wife Nancy have three children — Scott, Stephanie and Drew.



## Butch Davis ★ Defensive Coordinator/Linebackers

Butch Davis is the only member of the Dallas staff who has served as an assistant coach to Jimmy Johnson for all 14 of Johnson's years as a head coach. Shortly after the Cowboy's victory in Super Bowl XXVII, Johnson rewarded Davis' loyalty and performance through the years by elevating him to Dallas' defensive coordinator position. The job opened up after Dave Wannstedt accepted the Chicago Bears head coaching position.

In addition to taking on the coordinator's responsibilities for the defense, Davis will also be making the transition to coaching the linebackers, after handling the defensive line for Johnson's clubs since the 1984 season at the University of Miami.

Although new to the coordinator's job, Davis will continue the philosophy of "stuffing the run first," a Dallas trademark in each of the past two seasons.

Successful defenses in the NFC East are effective against the run, and last year, Davis' line helped the Cowboys finish the year with the NFL's No. 1 rushing defense, holding their opponents to just 77.8 rushing yards per game.

Starting tackles Tony Casillas and Russell Maryland were the chief inside run stoppers for Dallas in 1992, while end Tony Tolbert led all down linemen in tackles with 87 tackles.

Dallas' pass defense, ranked fifth in the NFL in '92, was most visibly improved from the year before due to a pass rush that improved with each week. The '92 Cowboys registered 44 sacks to rank fourth in the NFC, while nearly doubling the total of 23 sacks in 1991.

Veteran end Jim Jeffcoat led the group with 10.5 sacks, while fourth year end Tony Tolbert continued his rapid development by adding 8.5. Charles Haley, who was obtained in a preseason trade, collected 42 quarterback pressures, a figure that was twice his nearest teammate's total.

Davis' challenge will be to build and improve upon a unit that finished the 1992 season ranked No. 1 in the NFL in total defense (245.7). The group returns intact, without a single loss to free agency or retirement.

In five seasons as defensive line coach at the University of Miami, Davis led his players to impressive heights. Fifteen of his linemen were picked in the NFL draft, including All-Americans Bill Hawkins, taken in the first round by the Rams in 1989; Cortez Kennedy, taken with the third pick in the 1990 draft by Seattle; and Maryland, who rejoined Davis after being drafted with the first overall pick in 1991.

Davis' line was a key part of a Miami defense that finished second in the nation in both scoring and total defense in 1988. The Hurricanes also set a school record with 49 sacks in 1986, then broke it with 50 in 1988 and held opposing rushers to fewer than 2.3 yards per carry in 1987 and 1988.

After working as a high school coach in Arkansas and Oklahoma, Davis joined Jimmy Johnson's Oklahoma State staff in 1979 before moving with Johnson to Miami in 1984.

A native of Tahlequah, OK (11/17/51), Paul Hilton Davis was a defensive end at Arkansas where he earned his degree in anatomy and physiology. Butch graduated from Bixby, OK, High School. He and wife Tammy live in Coppell, TX.



## Hubbard Alexander ★ Receivers

Last year Hubbard Alexander directed a wide receiving corps that combined for 2,317 yards and enjoyed another outstanding NFL season. Michael Irvin maintained his presence among the premier wide receivers in the league. Alvin Harper's second NFL season showed marked improvement, and Kelvin Martin was a clutch third-down receiver.

Irvin, who was named to the Pro Bowl for the second straight year, became the first Dallas wide receiver named to two straight Pro Bowls since Tony

*Alexander, Cont.*

Hill in 1978-79. He finished second in the NFL with 1,396 yards and narrowly missed his second consecutive 1,500-yard season. His big-play ability included a 210-yard receiving game against Phoenix at Texas Stadium and produced an average of 17.9 yards per catch, tops in the league among the NFL's elite receivers.

Harper fueled his 1992 emergence as a solid wide receiver with a strong second half of the season. His timely catches in the NFC Championship Game included a 38-yarder to San Francisco's seven-yard line to set up one touchdown, while a 70-yarder to the nine led to another TD. Harper also contributed a 45-yard TD catch against Buffalo in Super Bowl XXVII.

The value that Martin brought to Alexander's group was in the third-down area. Three of his four post-season catches came on third down for a first down. Martin's three touchdown passes were his most since 1989.

Dallas' wide receivers bettered their combined totals from 1991 in several areas including: receptions increased by six to 145, yardage escalated by 55 to 2,317 and touchdowns went 3 to 10, up by two.

Alexander's wide receiving corps made immense progress in 1991. Irvin led the NFL with 1,523 yards, sixth most in NFL history, and the NFC with 93 catches, seventh best ever in the league. He was named Most Valuable Player in the 1992 Pro Bowl.

Harper became a starter in the ninth game of his rookie year and three weeks later caught four passes for 101 yards in the Cowboys win over Washington at RFK.

In 1990 "Axe" guided a pair of starting wide receivers, who each returned from major knee surgery. Martin had his best pro season with a team-high 64 catches to finish eighth among NFC wide receivers in catches. Irvin scored a touchdown every four receptions and averaged 20.7 yards per catch, the highest by a Cowboys player since 1981.

His first year with the team, Alexander lost Irvin and Martin to knee injuries and had to quickly develop an inexperienced group. Rookie James Dixon, who joined the Cowboys after preseason, led the team in yards per catch and set a club rookie record with 203 receiving yards against Phoenix on Nov. 12.

In 10 seasons at the University of Miami, Alexander developed the three leading receivers in the school's history. As tight ends coach from 1979-84, he worked with Glenn Dennison (1981-83) who set the school record for career receptions, which was surpassed by another Alexander protege All-America Willie Smith (1984-85).

In 1985 Alexander took over the wide receivers and began to mold a trio consisting of Brian Blades, Brett Perriman and Irvin. All three were among the first 52 players selected in the 1988 draft, and all three led their respective NFL teams in receiving in 1991. Irvin also broke most of Miami's receiving records, including Smith's career catch mark.

Following seven terms as a highly successful high school coach in Memphis, TN, Alexander spent six seasons as an assistant at Vanderbilt before joining Miami. A three-year starter at center at Tennessee State, Alexander earned All-America honors as a senior and signed as a free agent with Dallas. He began his coaching career with his alma mater in 1962.

Hubbard Lindsay Alexander (2/14/39) graduated from Atkins High School in Winston-Salem, NC. He and wife Gloria have three sons — Todd, Chad and Bard.



## Joe Avezzano ★ Special Teams

The Cowboys special teams under Joe Avezzano's direction have been characterized by consistency and an ability to positively affect the outcome of ball games.

Since 1990, Avezzano's coverage and return units have been disciplined and they have possessed the potential to strike with the big play at any time. The Dallas "teams" have also been productive in not allowing the big play that so often can turn the

momentum in a game.



Avezzano, *Cont.*

Last year, the Cowboys put together a punt return unit that was equally dangerous at both blocking kicks and returning them for big plays. Dallas led the entire NFL in team punt return average, picking up 12.5 yards per return. Kelvin Martin also broke free for a pair of TD's against Washington (79 yards), and the Rams (74). On the other end of the punt return squad, the Cowboys blocked two punts in the opening two weeks of the season: one that went for a safety against Washington and the other was returned for a touchdown at New York.

The blocked punt has become a Cowboy trademark of late, and in the last three seasons, the Cowboys have collected eight blocked punts.

For the second time in Avezzano's three year NFL tenure, the Cowboys have placed a rookie kicker, Lin Elliott, into the starting role, and for the second time since 1990 — Ken Willis' rookie season — that kicker has responded with a team record for scoring by a rookie. Elliott accounted for 119 points in 1992 and set a club record for consecutive field goals with 13 straight.

In 1991, the play of the Cowboys special teams was so impressive that following the season Avezzano was named the NFL Special Teams Coach of the Year, by the widest margin ever, in a vote of the league's 28 special teams coaches.

The '91 Cowboys led the NFL in points scored on special teams with 20 and in kickoff return average with a 21.7 mark. Also for the first time in the same season in team history (1991), Dallas placed a player in the top three in the league in both punt return average and kickoff return average.

Before coming to Dallas, Avezzano coached the offensive line at Texas A&M for four terms, during which time the Aggies won three Southwest Conference titles and two Cotton Bowls.

During his tenure at Texas A&M, Avezzano groomed six All-Southwest Conference picks, including All-Americas Richmond Webb and Doug Williams. Four of his charges were selected in the NFL draft, three of those (Webb, Williams and Jerry Fontenot) in the first three rounds.

Avezzano took on the additional duties of offensive coordinator in 1988 when sophomore running back Darrin Lewis finished second in the nation in rushing to earn first-team All-America honors.

Before joining the Aggies, Avezzano spent five seasons as head coach at Oregon State. From 1977-79 he served as offensive coordinator at Tennessee, and he was the offensive line coach at Pittsburgh (1973-76), helping the Panthers to the national title.

Avezzano began his coaching career at Washington High School in Massillon, OH, in 1967. He then coached at Florida State for a season before joining Iowa State where Jimmy Johnson was also an assistant in 1969.

Born in Yonkers, NY (11/17/43), Avezzano grew up in Miami where he played football at Jackson High School under current Cowboys running backs coach Joe Brodsky. After starring at guard for Florida State, Avezzano was drafted by the Boston Patriots. Joe and wife Diann have a son, Anthony.



### John Blake ★ Defensive Line

One of the newest and youngest additions to the Cowboys coaching staff is John Blake, formerly a defensive line and line-backers coach at the University of Oklahoma for the past four seasons.

Blake, however, is not a new face on the Cowboys practice field, having attended training camp in Austin as part of the Jerry Jones Minority Coaching Fellowship in 1991 and 1992. The fellowship allowed Blake the opportunity to work first-hand with Butch Davis and the defensive linemen during training camp. It was during this time Blake showed his ability to coach individuals and develop strong ties to his players.

Blake, Cont.

"I've known John ever since he was playing at Oklahoma," said Cowboys Head Coach Jimmy Johnson. "He did a tremendous job at Oklahoma and has a great relationship with the players. Due to his involvement in our minority coaching program, we were familiar with him and his work ethic. He'll do a tremendous job for the Dallas Cowboys."

Over the past four seasons, Blake has been a big part of building a top rated defense at Oklahoma. As the outside linebackers coach in 1992, Blake was instrumental in developing All-Big Eight linebackers Aubrey Beavers and Reggie Barnes as the Sooners' defense finished 20th in the country and second in the Big Eight in overall defense.

In 1991, the Sooners' defense led the Big Eight in overall defense, rushing defense, scoring defense and held opponents to the lowest passing efficiency in the conference despite injuries to starting nose tackle Corey Mayfield that forced sophomore Ricky Wren into the lineup.

Injuries also affected Oklahoma's interior line in 1990, when Blake took Mayfield, who had never played nose tackle, and quickly taught him the position. Mayfield finished the season second on the team in sacks with seven, including two each against Oklahoma State, Missouri and Kansas State.

During his first full-time season as the Sooners' interior line coach in 1989, Blake oversaw All-Big Eight picks Scott Evans and Dante Williams. Evans also earned All-Big Eight honors in 1990.

After playing nose tackle at Oklahoma from 1980-83, Blake began his coaching career as a graduate assistant working with the defensive line at his alma mater in 1986. He spent a season guiding wide receivers and tight ends at Tulsa before returning to the Sooners in 1989.

A highly-recruited all-state pick at Charles Page High School in Sand Springs, OK, Blake (3/6/61) earned his degree in public relations and recreation from Oklahoma. In 1988, he was named one of the Outstanding Young Men in America.



### Joe Brodsky ★ Running Backs

Since joining the Cowboys in 1989, Joe Brodsky has overseen the heightened development of Emmitt Smith, the National Football League's top rusher, and of Daryl Johnston at fullback to complement Smith.

Smith led the NFL in rushing yards for the second consecutive season with his 1,713-yard total, and also led the league in rushing touchdowns (18) and total TDs (19). He earned first-team All-

Pro honors, gained his third straight Pro Bowl invitation and set six club season marks.

In addition to providing superlative blocking, Johnston set personal highs for receptions (32) and receiving yardage (240).

"Joe is definitely like a father figure to us. He is really good about letting us use the abilities that we have," said Johnston. "He doesn't try to change anyone's style. He realizes you got to this point doing what you were doing and he isn't going to change that."

Under Brodsky's guidance, Smith led the league in rushing in only his second season as a pro in 1991 and went to the Pro Bowl his first two years. Johnston added career-highs for receptions and receiving yards.

Brodsky also tutored Ricky Blake's surprising accomplishments in 1991, when the former World League player scampered 30 yards for a touchdown on his first NFL carry and averaged over five yards per rush.

In 1990, Brodsky oversaw the rapid advancement of Smith, who, despite missing all of training camp, led league rookies in rushing yards and earned NFL Rookie of the Year honors.

Brodsky also polished fullback Tommie Agee who entered the season with career totals of five yards rushing and three catches. He then led all Cowboys backs in yards per carry

*Brodsky, Cont.*

and receptions in 1990.

In 11 seasons (1978-88) as running backs coach at the University of Miami, Brodsky groomed 10 NFL draft picks, including three — Ottis Anderson, Alonzo Highsmith and Cleveland Gary — picked in the first round. Gary set a Miami record for catches in a season by a back with 57 in 1988.

Not included in the draftees is Indianapolis running back Albert Bentley who played in the United States Football League before joining the Colts. More impressive is that Highsmith went to Miami as a defensive lineman and Bentley as a walk-on. Five of Miami's top 10 all-time rushers worked under Brodsky.

For 13 seasons Brodsky was one of South Florida's most successful high school coaches at Miami-Jackson (1965-70) and Hialeah-Miami Lakes (1971-77) where in 1975 he guided the team, quarterbacked by his son, Joe, Jr., to the Florida state title. One of his charges at Jackson High School was current Cowboys special teams coach, Joe Avezzano.

A four-year letterman in football, basketball and track at Florida, Brodsky started at fullback and linebacker for the Gators.

Joseph Brodsky (6/9/34) is a native of Miami, where he graduated from Jackson High School. He and wife Joyce have three sons — Joe, Jr., Larry and Jeffrey — and two grandchildren, Amanda and Joe. Larry, a wide receiver at Miami from 1979-81, is fifth on the Hurricanes' all-time receiving list.



### Dave Campo ★ Defensive Backs

Last season, Dave Campo helped direct the Dallas defense to the No. 1 overall ranking in the NFL with a group effort that limited opponents to just 245.8 yards per game. The Dallas secondary played a key role in the Cowboys also finishing the year ranked No. 5 in the league in pass defense. Dallas allowed just 167.9 yards per game, a total that was good for second best in the NFC.

It also marked a dramatic improvement from the 1991 season when Dallas finished the year ranked 23rd in the league in pass defense (218.4).

The Cowboys defensive backfield, which throughout the course of a game would regularly deploy eight or nine different players in an assortment of nickel packages, was also a key element in Dallas' unprecedented success on third downs. The Cowboys led the entire NFL in limiting their opponents to a success rate of just 27.2% in third down situations. To put that figure in perspective, Seattle was the next closest team with a percentage of 32.6%, and the NFL average was 37.2%.

Campo's Super Bowl secondary featured a pair of safeties who were acquired from Plan B (James Washington) and a trade (Thomas Everett), and a pair of cornerbacks (Larry Brown and Kevin Smith) whose average age was 22.5. As a unit the quartet intercepted four Buffalo passes, with Everett claiming two while Brown and Washington each had one.

Washington led the team in interceptions during the regular season with three and added a pair in the playoffs, while nickel back Kenneth Gant also had three regular season interceptions.

In the area of run support, Washington ranked third on the team in total tackles with 95, while Brown finished sixth with 61.

During his two-year stint with the Miami Hurricanes in 1987-88, Campo fine tuned the talents of the best defensive back in school history. Safety Bennie Blades was the 1987 Jim Thorpe Award winner (honoring the best collegiate defensive back) before being selected with the third pick in the NFL draft by the Detroit Lions. Eight of Campo's Miami charges went on to sign NFL contracts.

Prior to joining Miami, Campo spent three seasons (1984-86) as part of a staff that turned Syracuse into a national championship contender.

He began his career at his alma mater, Central Connecticut State, where he spent the

Campo, Cont.

1971-72 seasons. His coaching trek then took him to Albany State (1973), Bridgeport (1974), University of Pittsburgh (1975), Washington State (1976), Boise State (1977-79), Oregon State (1980), Weber State (1981-82) and Iowa State (1983).

In addition to starring at defensive back in college, David Cross Campo (7/18/47) twice earned All-East honors at shortstop at Central Connecticut State. He attended Robert E. Fitch High School in Groton, CT. He and his wife Kay have six children — Angie, Eric, Becky, Tommy, Shelbie and Michael.



### Jim Eddy ★ Defensive Assistant

A new face on the Dallas coaching staff this season, Jim Eddy is a familiar face to the Cowboys coaches and players. After spending the past three seasons as the defensive coordinator of the Houston Oilers, he joined the Cowboys this spring as a defensive assistant.

"I've had the opportunity to personally observe Jim while he was working with the Oilers over the past few years," said Cowboys Head Coach Jimmy Johnson. "We've coached against him in games and worked with him in our joint workouts with Houston. I have tremendous respect for his abilities and the way he works with players and other coaches. He'll be a perfect fit for the Dallas Cowboys."

Eddy guided the Oilers' defense which led the American Football Conference and finished third in the National Football League in total defense (263.2 yards per game) in 1992. Houston also finished third in the league in pass defense (161.1 yards per game) and tied for fifth in sacks (50) last year. In addition, two Oilers placed in the top 10 in sacks in the AFC each of the past two seasons, including 1991 when William Fuller led the conference and finished second in the league with 15 sacks.

During Eddy's three seasons with the Oilers, the team earned three playoff berths, including the franchise's first AFC Central Division crown in 1991.

Prior to joining the Oilers' staff in 1990, Eddy spent three seasons as the defensive coordinator for the University of Houston, which posted a 22-10-1 record during his tenure. The Cougars led the Southwest Conference in defense in 1988 and '89. His final year at the University of Houston, his troops finished sixth in the nation in scoring defense. In addition the 1988 Cougars held opponents to 3.69 yards per play, good for third in the country behind Auburn (3.6) and Miami (3.67).

In two seasons as the defensive coordinator for Houston of the United States Football League, Eddy helped guide the Gamblers to consecutive playoff appearances with a 13-5 mark and a division title in 1984 and a 10-8 record in 1985.

For 10 seasons, including three as a head coach, Eddy worked in the Canadian Football League, where he saw his teams make eight postseason berths and play in four Grey Cup Championship Games. During his two-year tenure as Director of Operations/Player Personnel for Toronto, the Argonauts played in the Grey Cup game each season, including a CFL Championship in 1983.

He began his pro coaching career as defensive coordinator at Saskatchewan in 1974 then was elevated to head coach of the Roughriders in 1977. He spent two seasons as defensive coordinator at Hamilton (1979-80) before being named head coach of the Montreal Alouettes in 1981.

After playing defensive back and running back at New Mexico State, Eddy began his coaching career on the high school level in Odessa, TX before becoming assistant head coach/defensive coordinator at his alma mater in 1965. Following six seasons with the Aggies, he was named defensive coordinator at Texas-El Paso in 1971.

Born in Checotah, OK (5/2/39), Jim and wife Dee have two daughters, Kelly and Connie.



## Robert Ford ★ Tight Ends

The Cowboys' tight end position just keeps getting better and better, and there to guide the group while bringing his high energy level to his post is Robert Ford.

With Jay Novacek's deft pass catching skills and Alfredo Roberts' ardent blocking ability, the duo flourished last year.

Novacek's 68 pass catches enabled him to become the first Dallas tight end to catch 50 or more passes in three consecutive seasons. Named to the Pro Bowl for the second straight season, Novacek surpassed Doug Cosbie's club season record for catches by a tight end en route to becoming a first-team All-Pro.

Roberts, who set season career-highs for catches and receiving yards in 1991, was again a standout blocker.

Although Ford had never played tight end or coached the position prior to joining the Cowboys in 1991, he quickly gained the player's respect.

"Coach Ford brings a lot of energy to our group," said Roberts. "He's always trying to get us fired up, he's very energetic and a lot of fun to work with."

While 1991 was Ford's first full-time assignment with Dallas, he was not a stranger to the Cowboys' staff after spending the previous summer at training camp as one of the recipients of the Jerry Jones Minority Coaching Fellowship.

Ford coached 15 years on the collegiate level and one season with the Houston Gamblers of the United States Football League before coming to Dallas. He spent 1989-90 as receivers coach with Texas A&M, helping the Aggies to two bowl appearances and guiding wide receiver Shane Garrett, who played for the Cincinnati Bengals in 1991.

Prior to joining Texas A&M, Ford spent two seasons at Texas Tech where he developed a trio of wide receivers — Tyrone Thurman, Eddy Anderson and Wayne Walker — who each earned All-Southwest Conference honors, finished one-two-three on the Red Raiders' all-time receiving list and were named the nation's best group of receivers by the *The Sporting News* in 1988.

As receivers coach of the Gamblers in 1985, Ford oversaw current NFL wide receivers Ricky Sanders, Clarence Verdin and Richard Johnson. Under Ford, Johnson caught 103 passes for 1,384 yards, Verdin had 84 catches for 1,004 yards and Sanders, who grabbed 101 receptions for 1,378 yards in 1984, caught 48 passes for 538 yards despite playing only 10 games in 1985.

After beginning his coaching career at Saginaw, MI, High School in 1973, Ford moved on as receivers coach at Western Illinois (1974-76), New Mexico (1977-79), Oregon State (1980-81), Mississippi State (1982-83) and Kansas (1986). Ford was on the same staff with current Cowboys assistants Joe Avezzano, then Beavers' head coach, and Dave Campo.

The only player in the history of the NCAA to catch two 99-yard touchdown passes, Ford led the University of Houston in receiving, punt returns and kickoff returns in 1972, when he earned third-team All-America honors. While with the Cougars, Ford roomed with former Cowboys fullback Robert Newhouse.

A native of Belton, TX (6/21/51), Robert starred at Belton High School. He earned a Bachelor's degree in education from Houston and a Master's in athletic administration from Western Illinois. He and wife Janice have two sons, Bobby and Jason.



## Steve Hoffman ★ Kickers/Quality Control

In two of his four seasons with the Cowboys, Steve Hoffman has developed a rookie free agent kicker who has gone on to establish a Dallas record for scoring by a rookie. In 1990, Ken Willis set the mark with 90 points, and in 1992, Lin Elliott shattered that standard by scoring 119 points.

Elliott finished the '92 season as the NFL's fourth leading scorer, and he also established a new Dallas record for consecutive field goals by successfully hitting on 13 straight mid-season attempts. That streak spanned six games, and the average distance of Elliott's three-pointers during the stretch was 39 yards. The rookie also worked a pair of consecutive career-long 53-yarders in the streak vs. the Giants and Denver.

Punter Mike Saxon currently has a streak of 203 regular season punts without a blocked kick, and he has enjoyed three of his four finest punting-average seasons under Hoffman's tutelage.

After joining the Cowboys to coach the kickers in 1989, Hoffman added the duties of quality control in 1990.

From 1985-87 he oversaw the kickers at the University of Miami where one of his charges was Jeff Feagles, a four-year pro who punted for Philadelphia the past two seasons. During that time he also completed work on his Master's degree in sports administration at St. Thomas University. Hoffman also was a top instructor for Ray Pelfrey's kicking camps where his students included Barry Helton, who booted for the Rams in 1991, and Brian Hansen, the Saints' all-time leading punter, who kicked for Cleveland last season.

For two springs Hoffman coached in Italy as offensive coordinator of the Bellusco Seahawks in 1987 and the Rho Blacknights in 1988. In the fall of 1988, he coached at Sunset High School in Miami, Fla.

In 1983, Hoffman punted for the Washington Federals of the United States Football League. He also went to training camp with the Redskins in 1981 and 1983, Seattle in 1984 and New Orleans in 1985.

Born in Camden, NJ (9/8/58), Hoffman starred in baseball and football at York Suburban High School in York, PA. He earned All-Mid-Atlantic Conference honors at Dickinson College where he played quarterback, running back and wide receiver while handling the punting duties. He met his wife Raffaella while coaching in Italy.



## Hudson Houck ★ Offensive Line

As a new face on the Cowboys coaching staff, Hudson Houck, who is entering his eleventh NFL season, faces a bit of transition, but if the past gives any indication of what might lie ahead for the Cowboys' offensive line, 1993 should be a good year.

Houck spent the 1992 season coaching the offensive line for the Seattle Seahawks, and his group of linemen opened holes that allowed Chris Warren to rush for a 4.6 yard average per carry and 1,017 yards. The fifth 1,000 yard rushing season in club history and the first in Seattle since 1988.

Prior to joining Seattle, he spent nine years developing one of the most dominate lines in the NFL for the Los Angeles Rams. From 1983 to 1992 no team sent more offensive linemen to the Pro Bowl than the Rams. In all, five Rams' linemen made twenty-one trips to Hawaii, including Jackie Slater (seven trips) and Doug Smith (six).

The excellence of the offensive line translated into a 1,000-yard rusher in seven of the nine seasons Houck was with the Rams, including four NFL rushing titles in five years from 20

*Houck, Cont.*

1983-87. Running the ball wasn't the Rams only offensive weapon, as Jim Everett passed for more yards from 1989-91 than any other quarterback in the NFL. Because of the pass protection provided by the offensive line, Everett did not miss a start from 1988-91.

Houck began a 16-year collaboration with John Robinson in 1976 at his alma mater, the University of Southern California. It was also at USC that Houck began a 13 year coaching relationship with Norv Turner, with whom he would also work with at the Rams. During his tenure at USC, Houck served as offensive line coach, guiding a group that would open holes for Heisman Trophy winners Charles White and Marcus Allen. While at USC, seven of Houck's offensive linemen went on to achieve All-America status and play in the NFL: Marvin Powell (Jets), Pat Howell (Oilers), Brad Budde (Chiefs), Keith Van Horne (Bears), Roy Foster (Dolphins), Bruce Matthews (Oilers) and Don Mosebar (Raiders).

Houck graduated from USC after playing three seasons as a center from 1962-64, including the Trojans' 1962 national championship team. He began his coaching career as an assistant at Crescenta Valley, CA, High School in 1967. He served a year in the United States Army in 1968, before returning to Crescenta Valley in 1969.

From 1970-72, he served his first stint as an assistant at USC, before moving on to coach the offensive line at Stanford from 1973-75.

Houck (1/7/43) attended Eagle Rock High School in Los Angeles, CA. Hudson has a grown son, Troy and wife Elsie has two grown children, Scott and Holly.



### **Mike Woicik** ★ Strength and Conditioning

Since Mike Woicik's arrival as the strength and conditioning coach in 1990, the Dallas Cowboys have developed into one of the healthiest and best conditioned teams in the National Football League.

The Super Bowl season of 1992 is a prime example. On offense, nine of the Cowboys 11 starters were healthy and on the field for all 19 regular and post season games in 1992.

Offensive linemen Mark Tuinei and Nate Newton only missed one start each due to injury.

On the defensive side, six of the 11 starters answered the call for every ball game in 1992.

Healthy and well conditioned teams generally have a greater chance of winning, and since Woicik's arrival, the Cowboys have an overall record of 35-18, with four playoff victories and a Super Bowl title.

The conditioning aspect has been especially prevalent in Dallas' ability to finish a season strong. In each of the past three seasons, Dallas has a cumulative record of 16-4 in games played from Thanksgiving on through to the end of the playoffs.

Following the NFL title season last year, Woicik's outstanding efforts were rewarded as he was voted the NFL's "Strength Coach of the Year" by his peers.

Woicik joined the Cowboys staff after 10 years as the strength and conditioning coach at Syracuse University, which became one of the nation's top football programs during his tenure. One of Woicik's prize pupils was fullback Daryl Johnston, who was picked in the second round by Dallas in 1989. Woicik also worked with current Cowboys defensive backs coach Dave Campo at Syracuse.

From 1978-80 Woicik was the track coach and weightroom coordinator at Springfield College in Massachusetts.

An outstanding discus thrower at Boston College, Woicik set a school record of 180 feet, 5 inches, earned All-East honors and qualified for the NCAA championships. He also competed in the shot put and hammer throw.

A native of Westwood, MA (9/26/56), Mike Woicik (pronounced WOY-sick) competed in football and track at Westwood High School. Woicik, who is an ardent bowler, organizes a players' weekly bowling outing. He earned his Bachelor's degree in history from Boston College and Master's in physical education from Springfield.

THE COACHING STAFF



O'NEILL



COCHREN



MAURER

**KEVIN O'NEILL, Trainer**

Kevin O'Neill joined the Cowboys in 1989 after four years as head athletic trainer at the University of Miami.

A graduate of the University of Pittsburgh, O'Neill earned his Master's degree in physical education from the University of Arizona while serving as athletic trainer for Catalina High School in Tucson, AZ. O'Neill spent three years as the assistant athletic trainer at the University of Tennessee, four years as head athletic trainer at Oregon State, and one year at the University of Central Florida before joining the University of Miami.

He serves as chairman of the public relations committee for the National Athletic Trainers Association and also serves on the public relations committee of the Professional Football Athletic Trainers Society.

A native of Pittsburgh, PA (8/2/54), Kevin and wife Anne have two children, McKenzie and Kaitlyn.

**DON COCHREN, Athletic Trainer/Medical Records Coordinator**

Don Cochren joined the Cowboys in 1965 after experience in college, military and Canadian Football League training. Cochren became assistant trainer/medical records coordinator after working 25 seasons as the team's trainer.

A graduate of Purdue, Cochren earned his physical therapy certificate at Pennsylvania. He was trainer at Case Institute (now Case-Western Reserve) in Cleveland for two years, with the Toronto Argonauts of the CFL for four years and at the University of New Hampshire for one year before coming to Dallas. He also served as a physical therapy officer in the Air Force for two years.

Cochren was one of the 28 trainers selected from colleges and professional sports teams to serve the United States team at the 1980 Winter Olympics in Lake Placid, NY. In 1984, Cochren received the 25-year honor award from the National Athletic Trainers Association and in 1989 was chosen to serve as a member of the Professional Football Athletic Trainers/Gatorade Advisory Board. Purdue University honored Cochren by presenting him their Distinguished Alumni Award in 1992.

A native of Oakland City, IN (2/6/32), Don and wife Jan have four children - Jeff, Wendy, Scott and Chris.

**JIM MAURER, Assistant Trainer**

Jim Maurer works with Kevin O'Neill and supervises the Cowboys' medical rehabilitation program. After serving as a graduate assistant with Dallas for two seasons, Maurer joined the Cowboys on a full-time basis in the spring of 1990.

A native of Dallas (3/8/65), Maurer received his undergraduate degree in physical education from Southern Methodist University, where he worked primarily with the football and swim teams.

Maurer worked one year as a summer assistant with the Kansas City Chiefs in 1987, after spending the summer of 1986 with the Cowboys in the same capacity.

An avid golfer and racquetball player, he is pursuing his Master's degree in physical education at the University of North Texas. Maurer and his wife Rosanne were married December 7, 1991, and live in Dallas with their sons, Nicholas and Benjamin Michael.





BLACKWELL



BUCHANAN



McCORD

### **ROBERT BLACKWELL, Video Director**

Robert Blackwell enters his fifth season as the team's video director after eight seasons as an assistant with Dallas. In charge of taping and editing all Cowboys' practices and games, Blackwell also edits opponents' tapes and handles all the teams' photographic needs.

Blackwell shot coaching game films for basketball and football at Southern Methodist University from 1979-1984.

After earning his degree in communications from Stephen F. Austin, Blackwell produced a film on the efforts to save the red wolf from extinction for the U.S. Fish & Wildlife Service. The following year he served as director of photography on a film about the North Atlantic Indian migrations for Gulf Oil and the State of Texas.

A native of Garland, TX (12/1/50), a Dallas suburb, Robert graduated from Garland High School. He and wife Diana live in Coppell, TX, with son Nathaniel.

### **BUCK BUCHANAN, Equipment Manager**

William T. "Buck" Buchanan joined the Cowboys in 1973 after spending 20 years in the military, three with the 82nd Airborne Division, Ft. Bragg, NC, and the other 17 in the U.S. Air Force.

SMS Buchanan was a non-commissioned officer in charge of facilities and support for the U.S. Air Force Academy athletic department in Colorado Springs from 1964 to 1968. He was assigned to Takhli, RTAFB, Thailand, from 1968 to 1969 and was awarded the Bronze Star Medal for his performance during the tour. He then returned to the U.S. Air Force Academy, remaining there until his retirement in June, 1973.

Buck was born in Ballinger, TX (5/24/33). He and wife Geraldine have two children, Julie and Bucky and three grandsons, William Thomas Buchanan II, Johnathan Brett Buchanan and David Andrew Rodriguez.

### **MIKE McCORD, Assistant Equipment Manager**

Mike McCord enters his fifth season with the Cowboys and his second as the assistant equipment manager. He originally joined the Cowboys in 1989 as the assistant ticket manager, spending two years in that capacity before moving to the football operations department in 1991.

Before coming to Dallas, McCord spent two-and-a-half years with the University of Texas athletic department, one-and-a-half years as a part-time student assistant before receiving his B.B.A. degree in marketing and then one year as a full-time intern.

A native of Clovis, NM (11/6/64), Mike graduated from Roosevelt High School in San Antonio, TX, and spent two years attending Southwest Texas State before transferring to the University of Texas.



**Larry Lacewell**  
**Director of College Scouting**

Larry Lacewell joined the Cowboys as Director of College Scouting in May of 1992, and in just under a full year, he helped the Cowboys construct another very productive college draft in 1993. Lacewell joined the Cowboys organization after a distinguished career in collegiate coaching and athletic administration that spanned over 30 years.

Most recently, Lacewell had served as the defensive coordinator at the University of Tennessee (1990-1991), and prior to that, he was the head coach and athletic director at Arkansas State.

"I believe Larry Lacewell is uniquely qualified for this job," said Cowboys President and General Manager Jerry Jones. "He is not only a knowledgeable football man, but he has been a college athletic director and has a solid administrative background. The combination of his management experience, his skill as an administrator and his vast knowledge of football talent are very special."

"We are fortunate to have a person like Larry who has earned a great deal of respect around the country for his work in college athletics," added Jones. "In these sensitive times involving the relationship between college football and the National Football League, a person of Larry's background provides a visible benefit to not only the Dallas Cowboys, but to the NFL."

In 1990, Lacewell helped guide a Tennessee squad that captured the Southeastern Conference title and defeated Virginia in the Sugar Bowl. In 1991, the Volunteers placed second in the SEC to earn a berth in the Fiesta Bowl.

Arkansas State compiled a 69-48-4 record with Lacewell at the helm from 1978-89. A three-time Southland Conference Coach of the Year, Lacewell led the Indians to two conference championships.

Lacewell began his coaching career as an assistant at Alabama in 1959. Following two seasons with the Crimson Tide, he moved on to Arkansas State (1961), Arkansas A&M (1962-63), Kilgore Junior College (1964-65), Oklahoma (1966), Wichita State (1967) and Iowa State (1968). Lacewell rejoined the Sooners' staff in 1969 as assistant head coach and defensive coordinator, and over the next nine seasons helped Oklahoma to six Big Eight titles and two national championships.

A native of Fordyce, AR, Lacewell attended Fordyce High School then played halfback at Arkansas A&M from 1955-59. He and his wife Criss have two children, Bryant Land and Logan.



**Tom Ciskowski** ★ Scout

Tom Ciskowski enters his second season as a Cowboys scout, serving as a scout administered by the BLESTO Scouting Combine for Dallas in 1992.

Before becoming a scout, Ciskowski spent 15 years in the coaching ranks, the first two as an assistant at Pawhuska, OK, High School. In 1979, he moved into the college coaching ranks, becoming the defensive backfield coach at East Central University in Ada, OK. While at ECU, he earned his Master's degree in athletic administration. The following year he moved to Arizona State University, working with the defensive line as a graduate assistant for the 1980-81 seasons.

In 1982, Ciskowski moved to Oklahoma State, joining Coach Johnson's staff as an assistant to Tony Wise on the offensive line, before becoming the offensive line

*Ciskowski, Cont.*

coach at Wichita State in 1984. After that season, Ciskowski rejoined Johnson as a volunteer assistant working with Butch Davis and the defensive line at the University of Miami.

From 1986-89 Ciskowski worked with the offensive lines, first at New Mexico State for two seasons, and then at UNLV for two more. Before coming to Dallas, he coached the defensive line at College of the Sequoias in Visalia, CA, from 1990-91. Thirteen of the team's players went from the junior college to play Division I football in 1992.

A native of Medford, OK, Ciskowski attended Medford High School, then played linebacker and earned his bachelor's degree from Cameron University.



**Jim Garrett** ★ Scout

Jim Garrett, who spent 27 of the past 28 seasons as either a coach or scout in the NFL, re-joined Dallas in 1987.

He previously scouted for the Cowboys in 1968-69 and 1974-75. Prior to his first stint in Dallas, Garrett served two seasons as a scout for the BLESTO scouting combine. He then coached with the New York Giants from 1970-74 before returning to Dallas.

Garrett was also an assistant coach with New Orleans (1976-77) and Cleveland (1978-84). After a season as the head coach at Columbia, he scouted for Buffalo in 1986.

An all-conference fullback at Utah State, Garrett played for Philadelphia (1954), the British Columbia Lions (1955), the New York Giants (1956) and the Ottawa Roughriders (1957).

He began his coaching career as an assistant at the Coast Guard Academy in 1958. After one season at Lehigh, Garrett became head coach and athletic director at Susquehanna University where he compiled a 40-3-1 record and was inducted into the school's Hall of Fame.

The Rutherford, NJ, native (6/19/30) attended Rutherford High School. He went to spring training with the Pittsburgh Pirates following his rookie year in the NFL.

He and wife Jane have eight children — Jim, Jane, Jennifer, Janine, Jill, John, Jason and Judd — and nine grandchildren. John, a wide receiver who went to training camp with Dallas in 1988, is a scout with Tampa Bay. Jason, a quarterback, signed with Dallas in 1992. Judd, a running back who was on the Cowboys' injured reserve in 1990, played for London of the World League in 1991-92 before rejoining the Cowboys in 1993.



**Walter Juliff** ★ Scout

Walter Juliff begins his ninth season as an NFL scout, the last five with the Dallas Cowboys.

Before becoming a full-time scout, Juliff spent two seasons as a graduate assistant at the University of Texas. He also was an assistant with the Abilene-Cooper football team in 1980, the Houston-Kingwood baseball team in 1981, and the Kerrville-Tivy track team in 1982. While at Tivy High School,

Juliff worked with punter John Teltschik, who earned All-Rookie honors with Philadelphia in 1986.


Juliff began his coaching career as a graduate assistant at Angelo State where

*Juliff, Cont.*

he spent two seasons. In 1978 the Rams went undefeated and won the NAIA National Championship then lost in the national semifinals the next year.

A native of San Angelo, TX (6/22/56), Walter starred in football and as a hurdler in track at Central High School.

Juliff, who lives in Austin, TX, earned his Bachelor's degree from San Angelo State and his M.B.A. from Texas. He and Phoenix offensive coordinator Jerry Rhome are cousins.



**Bobby Marks** ★ Scout

Bobby Marks, a 10-year veteran of NFL scouting, begins his first season in Dallas as a scout administered by the BLESTO Scouting Combine.

Before coming to Dallas, Marks was a scout with the Denver Broncos from 1983-92. During that time, the Broncos posted seven winning seasons and three Super Bowl appearances.

An All-Southwest Conference selection at tight end under Paul "Bear" Bryant at Texas A&M, Marks helped the Aggies to the 1956 SWC Championship before graduating in 1958. He entered the coaching ranks as an assistant coach at Nederland, TX, High School from 1959-60. He then moved to Jones High School in Houston, TX from 1961-64 before becoming head coach at Sam Houston High in Houston in 1965.

In 1968, Marks moved into the college coaching ranks, becoming the linebackers coach under Gene Stallings at his alma mater, Texas A&M. The following season Marks moved to receivers coach. In 1972 Marks was reunited with Coach Bryant, becoming the receivers coach at the University of Alabama. A position he would hold until joining the Broncos in 1983.

A native of New Orleans, LA, (6/21/36), Bobby attended Warren Easton High School. He and wife Ann have five children — Bobby, Jr., Keith, Jared, Beth and Katie.



**Walt Yowarsky** ★ Scout

Walt Yowarsky joined the Cowboys in 1977 with 25 seasons in the NFL as either a player, assistant coach or scout. He came to Dallas following three years with the QUADRA scouting combine.

Drafted by Washington as an offensive and defensive lineman in the second round in 1951, Yowarsky played until midway through the 1952 season when he went into the Air Force. After returning in 1954, he was traded from the Redskins to Detroit,

then from the Lions to the Giants in 1955.

While he was with the Giants, they twice played in the NFL Championship Game, including a 47-7 win over Chicago for the title in 1956. Following four seasons in New York, he finished his playing career in San Francisco in 1959.

Yowarsky returned to the Giants as a scout and assistant coach in 1959. After two seasons he joined the first coaching staff of the new franchise in Minnesota where he coached for six seasons. He then moved on as an assistant coach at New Orleans (1967-68), Atlanta (1969-70), Houston (1971) and San Diego (1972-73).

In the 1951 Sugar Bowl, Yowarsky earned most valuable player honors as he led Kentucky to a 13-7 win over Oklahoma, ending the Sooners' 33-game winning streak. He played three seasons for the Wildcats under Paul "Bear" Bryant.

A native of Cleveland (5/10/28), Walt and wife Bobbie have three children — Michael, Lisa and Van. Michael is a scout with Tampa Bay. Yowarsky was offered a contract to play baseball by Cincinnati after high school.

# What To Look For In 1993

- The Cowboys** improving their NFL-best opening day record of 25-7-1 (.773). Dallas, which holds the NFL record for consecutive wins in opening games with 17 straight from 1965-81, has won three straight openers.
- The Cowboys** improving their NFC-best 49-27 (.645) record against AFC foes in games against Buffalo, Indianapolis, Miami and the New York Jets.
- The Cowboys** playing one of the toughest schedules in the NFL. Dallas' 1993 opponents combined for a 1992 record of 135-121 (.527). Only Philadelphia, Atlanta and the New York Giants play a tougher schedule. In addition, no team plays more games against opponents with 1992 winning records than the 10 Dallas faces. Only the New York Giants play more games (9) against 1992 playoff teams than the Cowboys, who play eight.
- The Cowboys** increasing their NFL best in post season games played and post season wins. The Cowboys enter 1993 having appeared in 41 playoff games, posting 24 victories. Washington is second in both categories with 35 games played and 21 wins.
- The Cowboys** increasing their 17-game (regular season and playoffs) sellout streak at Texas Stadium, the longest since 1984-86, when Dallas sold out 19 straight home games.
- The Cowboys** extending their 23-game team record streak of Texas Stadium crowds of at least 60,000 fans.
- The Cowboys** increasing their 33-game (regular season and playoffs) sellout streak both home and away, the longest since 1979-82, when Dallas sold out 48 straight home and away games.
- The Cowboys** extending their 19-game winning streak when holding opponents under 20 points. The last time Dallas lost to an opponent who scored less than 20 points was on Dec. 23, 1990, when Philadelphia won 17-3.
- The Cowboys** improving their 26-1 regular season record when Emmitt Smith carries 20-or-more times. Dallas is also 17-1 in games when Smith rushes for 100-yards-or-more.
- The Cowboys** becoming the first team since Minnesota in 1988-89 to lead the NFL in total defense in consecutive seasons. Dallas led the league in 1991 by surrendering an average of 245.8 yards per game.
- The Cowboys** Defense extending its six-game streak of not allowing an opposing rusher over 100 yards, the longest streak since 1991-92, when Dallas went 17 straight games without an individual opponent topping the century mark on the ground.
- Tony Casillas, Thomas Everett, Kevin Gogan, Nate Newton and Alan Veingrad** playing in their 100th NFL game. Entering 1993 Newton has played in 98 games, followed by Casillas (97), Gogan (87), Veingrad (86) and Everett (84). Newton and Gogan have spent their entire careers in Dallas. Casillas played five seasons at Atlanta before joining Dallas in July, 1991. Veingrad played five seasons at Green Bay before joining Dallas in March, 1991. Everett played five seasons at Pittsburgh before joining Dallas in September, 1992.
- Ray Horton** playing in his 150th NFL game. Entering 1993 Horton has played in 146 games. He spent six years with Cincinnati before joining Dallas in 1989.
- Tony Casillas** reaching the 600-tackle plateau and **Ken Norton** reaching the 500-tackle plateau. Casillas has 594 tackles in his career, trailing Ray Horton (630), Jim Jeffcoat (628) and Bill Bates (602) as the Cowboys active leader in tackles. Norton, with 420 career tackles, is fifth among active Cowboys in tackles.

- Jim Jeffcoat** and **Mike Saxon** adding to their team-high streak of consecutive games played at 92.
- Troy Aikman** moving up the NFL's all-time career completion percentage list. Aikman is currently the NFL's fourth most accurate passer with a 60.21 percent completion rate. He trails Joe Montana (63.7), Jim Kelly (60.32) and Steve Young (60.29).
- Troy Aikman** moving into second on the Cowboys all-time passing list. Currently third, Aikman has a career quarterback rating of 76.4. Just ahead of him is Danny White with a rating of 81.7.
- Michael Irvin** becoming the first player to record three consecutive 1,000-yard receiving seasons in club history. Irvin led the NFL with 1,523 receiving yards in 1991 and was second in 1992 with 1,396 yards. Tony Hill is the only Dallas player to record three 1,000-yard receiving seasons in a career, but they were in 1979, 1980 and 1985.
- Michael Irvin** recording his 300th career reception and moving up the Cowboys' all-time receiving list. With 249 career catches, Irvin stands eighth among the team's top receivers. Within reach in 1993 are Billy Joe DuPree (267 career receptions), Frank Clarke (281) and Doug Cosbie (300). With 4,364 career receiving yards, Irvin stands fifth on the club's all-time receiving yardage list. Directly ahead of him is Frank Clarke (5,214 yards).
- Michael Irvin** becoming the first Cowboys player with 75-or-more catches in three consecutive seasons. Irvin recorded 78 receptions in 1992 and established a club record with 93 catches in 1991. With 76 receptions in 1986, Herschel Walker is the only other Dallas player to have ever recorded more than 75 receptions in a season.
- Michael Irvin** becoming the first Cowboys player to lead the club in receptions three consecutive years since Tony Hill led the club from 1979-81.
- Jim Jeffcoat** increasing his team-high totals of NFL games played (156) and started (123).
- Jay Novacek** moving into the Cowboys' top 10 all-time receiving list. Novacek enters 1993 with 186 career catches with the Cowboys. Kelvin Martin and Timmy Newsome are in 10th place on the team's all-time reception list with 212 career catches. Directly ahead of Martin and Newsome is Ron Springs (222 career catches).
- Jay Novacek** becoming the first Cowboys player with 50-or-more catches in four consecutive seasons. In 1992 Novacek established a club record for receptions in a season by a tight end with 68 catches, and he caught 59 passes in both 1990 and 1991.
- Jay Novacek** setting a club record for 100-yard receiving games by a tight end. Doug Cosbie holds the current mark of four. Novacek enters 1993 with three 100-yard receiving games.
- Mike Saxon** adding to his NFL-high 166 punts inside the 20 since he came into the league in 1985. He led the NFL in punts inside the 20 in both 1986 and 1987.
- Mike Saxon** adding to his streak of 204 punts without a block, the second longest streak in team history. Danny White set the club record with 341 consecutive punts without a block from 1978-83.
- Emmitt Smith** moving up the Cowboys' all-time rushing list. With 4,213 rushing yards in three seasons, Smith stands fifth among the team's best rushers. Within reach in 1993 are Robert Newhouse (4,784) in the fourth spot and Calvin Hill (5,009) in third place.
- Emmitt Smith** becoming the second player in Cowboys' history to score 10-or-more touchdowns in four straight seasons. Smith scored 11 touchdowns in 1990, 13 in 1991 and 19 last season. Bob Hayes scored 10-or-more touchdowns each season from 1965-68.

**Emmitt Smith** reaching 5,000-yards rushing in fewer games than any Cowboys player. Tony Dorsett is currently the fastest to 5,000 yards, reaching that point in 62 games. In 48 games with Dallas, Smith has rushed for 4,213 yards.

**Emmitt Smith** becoming the fourth player in NFL history, the first since Earl Campbell for the Houston Oilers in 1978-80, to lead the league in rushing in three consecutive seasons.

**Emmitt Smith** extending his three game streak of 100-yard rushing games in post season. John Riggins holds the NFL record with six consecutive 100-yard games. Smith could also pass Riggins for the most 100-yard rushing games in NFL post season history. Riggins finished his career with six 100-yard games in post season, and Smith enters 1993 with four 100-yard rushing games.

**Emmitt Smith** extending his team-long string of 52 consecutive starts. Tony Tolbert has the longest string of starts on defense at 40 straight.



# How The Cowboys Were Built



There are 46 players on the Cowboys roster who played for Dallas in 1992.  
Here's a look at how they came to the Cowboys:

## FROM THE DRAFT:

- 1983** — Jim Jeffcoat (1st, Arizona State).  
**1987** — Kevin Gogan (8th, Washington).  
**1988** — Michael Irvin (1st, Miami);  
Ken Norton (2nd, UCLA);  
Chad Hennings (11th, Air Force).  
**1989** — Troy Aikman (1st, UCLA);  
Daryl Johnston (2nd, Syracuse);  
Mark Stepnoski (3rd, Pittsburgh);  
Tony Tolbert (4th, Texas-  
El Paso).  
**1990** — Emmitt Smith (1st, Florida);  
Jimmie Jones (3rd, Miami);  
Kenneth Gant (9th, Albany  
State).  
**1991** — Russell Maryland (1st, Miami);  
Alvin Harper (1st, Tennessee);  
Dixon Edwards (2nd, Michigan  
State);  
Godfrey Myles (3rd, Florida);  
Erik Williams (3rd, Central  
State, OH);  
Tony Hill (4th, Tenn.-Chattanooga);  
Leon Lett (7th, Emporia State,  
KS);  
Larry Brown (12th, TCU).  
**1992** — Kevin Smith (1st, Texas A&M);  
Robert Jones (1st, East Carolina);  
Jimmy Smith (2nd, Jackson State);  
Darren Woodson (2nd, Arizona  
State);  
Clayton Holmes (3rd, Carson-  
Newman).

## SIGNED AS FREE AGENTS:

- 1983** — Bill Bates (Tennessee);  
Mark Tuinei (Hawaii).  
**1985** — Mike Saxon (San Diego State).

## Signed As Free Agents (Cont.)


- 1986** — Nate Newton (Florida A&M).  
**1987** — Robert Williams (Baylor).  
**1990** — \*Tommie Agee (Auburn);  
\*Jay Novacek (Wyoming);  
\*Vinson Smith (East Carolina);  
\*James Washington (UCLA).  
**1991** — \*Alfredo Roberts (Miami);  
\*Alan Veingrad (East Texas  
State).  
**1992** — \*Frank Cornish (UCLA);  
Lin Elliott (Texas Tech);  
Derrick Gainer (Florida A&M);  
Mickey Pruitt (Colorado).  
**1993** — Bobby Abrams (Michigan).

\*Plan B free agent


## IN TRADES:

- 1990** — John Gesek (Cal. St. Sacramen-  
to, from L.A. Raiders for  
fifth-round pick in 1991);  
Dale Hellestrae (SMU, from L.A.  
Raiders for seventh-round  
pick in 1991).  
**1991** — Tony Casillas (Oklahoma, from  
Atlanta for second- and  
eighth-round picks in  
1992).  
**1992** — Thomas Everett (Baylor, from  
Pittsburgh for fourth-round  
pick in 1993);  
Charles Haley (James Madison,  
from San Francisco for un-  
disclosed draft choices).





THE PLAYERS



## Bobby Abrams

LINEBACKER • MICHIGAN  
HT: 6-3 • WT: 230 • BORN: 4/12/67  
FA FOR '93 • 4th YEAR

50


**PRO:** In a move to strengthen both the linebacking corps and special teams, Dallas re-signed Bobby Abrams in April, 1993. Abrams is returning to Dallas for his second visit, after spending the first four weeks of the 1992 season with the Cowboys. Originally claimed off the waiver wire on September 1 from the New York Giants, he recorded four special teams tackles and was second on the club in that category before his release on October 6. In the season opener against the Redskins (9/7), Abrams had two special teams tackles to tie for the team lead. Before joining the Cowboys, he spent the 1990 and 1991 seasons with the Giants as a special teams standout and backup to All-Pro outside linebackers Carl Banks and Lawrence Taylor. Abrams, who never missed a game in two seasons in New York, came into the National Football League as a free agent in 1990. He started his first pro game as a fifth linebacker with a two-man line against Dallas at Texas Stadium in 1991, and he also started later in the season in place of injured Banks at left outside linebacker at Phoenix, when he tallied three tackles and forced a fumble. In 1990, Abrams was one of the few rookie free agents on the Giants squad that defeated Buffalo in Super Bowl XXV. GAMES/STARTS: 1990 (16/0-Gia.), 1991 (16/2-Gia.), 1992 (4/0). Total - 36/2 (4/0-Dallas).

**COLLEGE:** A three-year starter at outside linebacker for Michigan, Abrams earned second-team All Big 10 honors as a senior. Against Maryland in 1989, Abrams had eight tackles, three sacks, batted down a pass and recovered a fumble. After beginning his collegiate career as a safety for the Wolverines in 1986, Abrams moved to linebacker in spring drills in 1987. He earned the starting right outside linebacker job four games into his sophomore year. Abrams played in three Rose Bowls and a Hall of Fame Bowl with Michigan.

**PERSONAL:** Robert Abrams, Jr. was an all-state pick and made the honor roll for eight straight semesters at Henry Ford High School in Detroit. He also competed in track as a prepster. His father Bobby, Sr. is a former 3-time Golden Gloves boxing champion in Detroit.

### ABRAMS' NFL TOTALS

Year	Solo	Tackles		For. Fum.
		Ast.	Tot.	
1990 (Gia.)	11	2	13	0
1991 (Gia.)	18	2	20	1
<b>Totals</b>	<b>29</b>	<b>4</b>	<b>33</b>	<b>1</b>
<b>Playoffs</b>				
1990 (Gia.)	3	0	3	0



## Tommie Agee

FULLBACK • AUBURN  
HT: 6-0 • WT: 227 • BORN: 2/22/64  
FA FOR '90 • 7th YEAR

34

**PRO:** Tommie Agee's all-around dependability at a variety of assignments last season continues to make him a valuable member of the Cowboys' roster. He spent 1992 as a back-up at both fullback and running back, while delivering solid blocking out of the backfield, catching an occasional pass and being a stalwart on special teams. Agee started

*AGEE, Cont.*

out the season as the back-up fullback but it was some action at running back late in the fourth quarter at Philadelphia (10/5) that provided him with a 10-yard run — his longest since 1990. That was followed by fourth quarter stints at fullback against Seattle (10/11), Kansas City (10/18) and in the third quarter against the Raiders (10/25). Agee, who carried 16 times and gained 54 yards (3.4-yard average) in 1992, again was briefly at fullback at Detroit (11/8). Then when reserve running back Curvin Richards was released in late-December, Agee became Emmitt Smith's primary back-up. He responded by rushing for 30 yards on nine carries against Chicago (12/27), his best rushing yardage day since Dec. 16, 1990 when he had 48 yards rushing against Phoenix. He also had three pass catches for 18 yards last year. Agee, fourth on the team in special teams tackles (13), also added four in the postseason. In 1991, Agee was used mainly as the second fullback although he was ready to play at running back as well. He was utilized some as the lone back in passing downs late in the second half of the season. Agee finished the '91 season with nine carries for 20 yards, including his first career NFL rushing touchdown. The four-yard run in the fourth quarter against New Orleans (12/8) put the game out of reach for Dallas by the final score of 23-14. His best rushing game came in the opener at Cleveland, three carries for 16 yards, while his top receiving outing was against the Giants (9/29); two catches for 10 yards. He finished the year with eight total special teams tackles — ranked second in stops among offensive players who contribute to special teams. Agee was a visible member of the Cowboys' kickoff coverage, punt coverage and kickoff return teams all year. He ranked fifth on the Cowboys' participation chart in total number of special teams plays. A quietly productive performer in 1990, Agee arrived via Plan B from the Chiefs and started 11 games at fullback for Dallas. He was the team's second leading rusher with 213 yards on 53 carries and led all Dallas running backs in yards per carry (4.0) and receptions (30). He was the team's leading rusher in the first two games of the year, and earned a game ball in the season opening win over San Diego (59 yards on 13 carries). His biggest individual play of the year came at a critical time in that opening 17-14 win over the Chargers. Late in the fourth quarter, Agee burst 16 yards for a first down on fourth down-and-two from the San Diego 45. He scored his first NFL touchdown on a six-yard pass from Troy Aikman against the Rams (11/18). After spending the first half of the 1989 season on injured reserve at Kansas City with torn ligaments in his left ringfinger, Agee finished the season as a back-up to Christian Okoye. He joined the Chiefs as a Plan B free agent from Seattle in 1989, where he was a fifth round draft choice in 1987. He missed his entire rookie year with the Seahawks because of a knee injury. GAMES/STARTS: 1987 (IR-Sea.), 1988 (16/0-Sea.), 1989 (9/0-K.C.), 1990 (16/11), 1991 (16/0), 1992 (16/0). Total - 73/11.

**COLLEGE:** At Auburn, Agee was a four-year starter at fullback, where he was used as a lead blocker for both Bo Jackson and Brent Fullwood. He finished his career with 356 carries for 1,735 yards and 10 touchdowns. As a kick returner, he averaged 21.5 yards for his career. He was the special teams captain at Auburn as a senior. His best single season rushing totals came as a freshman when he gained 606 yards on 15 carries.

**PERSONAL:** Thomas Lee Agee was born and raised in Maplesville, AL, where he earned all-state honors in football, basketball and track at Maplesville High School. He earned his degree in criminal justice from Auburn. In the off-season, Tommie speaks to Fellowship of Christian Athletes and Athletes in Action groups in Alabama. He is also involved as a youth counselor for the Alabama Department of Youth Services. Tommie and wife Anchylus live in Montgomery, AL.

AGEE, Cont.

## AGEE'S NFL TOTALS

Rushing					Receiving						
Year	No.	Yds.	Avg.	Long	TD	Year	No.	Yds.	Avg.	Long	TD
1988 (Sea.)	1	2	2.0	2	0	1988 (Sea.)	3	31	10.3	13	0
1989 (K.C.)	1	3	3.0	3	0	1990	30	272	9.1	30	1
1990	53	213	4.0	28	0	1991	7	43	6.1	9	0
1991	9	20	2.2	8	1	1992	3	18	6.0	8	0
1992	16	54	3.4	10	0	Totals	43	364	8.5	30	1
Totals	80	292	3.7	28	1						
Playoffs					Playoffs						
1991	3	12	4.0	9	0	1991	1	-4	-4.0	-4	0



## Troy Aikman

QUARTERBACK • UCLA  
 HT: 6-4 • WT: 222 • BORN: 11/21/66  
 D-1 FOR '89 • 5th YEAR



**PRO:** After showing flashes of potential during his first three years in Dallas, Troy Aikman helped the Cowboys put everything together in 1992. Comfortable in Norv Turner's offensive system, healthy the entire season and confident in his abilities to lead the club, Aikman led Dallas on a march through the regular season and playoffs, culminating in a Super Bowl victory over Buffalo on January 31, 1993. For his performance that Sunday in Pasadena, Aikman earned the Super Bowl MVP award, joining Jim Plunkett and Terry Bradshaw as the only other quarterbacks drafted first overall who won the game's MVP award after leading their team to a Super Bowl title. Aikman started the season hot and never looked back, leading the team to victories in eight of the first nine games. After knocking off the defending Super Bowl champs Washington in the Monday Night season opener, he threw for three touchdown passes against Phoenix (9/20), including a career-long 87-yard touchdown toss to Michael Irvin which was the fourth longest completion in club history. Later in the year at Phoenix (11/22) Aikman completed a season high 25 passes and threw for two touchdowns, beginning a string of five straight games in which he threw at least two touchdown passes, the longest such streak by a Dallas player since Danny White had six straight multi-touchdown games in 1983. Down 27-24 late at Denver (12/6), Aikman completed 7-of-8 passes for 78 yards on a last minute touchdown drive to give Dallas a 31-27 come from behind win, the seventh time he had led Dallas from behind to win in the fourth quarter, including twice in the last two minutes. The following week at Washington (12/13) he reached 10,000 passing yards in his 52nd career game, faster than any QB in team history. Aikman finished the season with 3,445 yards passing, his first career 3,000-yard season and the third best yardage season in team history, to rank second in the NFC and fourth in the NFL in yards passing. His 302 completions were the second most in a season in team history and tied him for the NFC lead, second in the NFL. One of his finest passing performances of the year came at Atlanta (12/21) when he completed 13 straight passes, the second most in club history, on his way to a single-game career-high 85.7% (18-of-21) completion rate, the second best in a game in team history. Aikman's 63.8% completion percentage for the season was the second best in team history to the club record 65.3% he maintained in 1991, and his career 60.21% completion percentage is the fourth best in NFL history behind Joe Montana (63.7%), Jim Kelly (60.32%) and Steve Young (60.29%). In leading Dallas

AIKMAN, *Cont.*

to a club record 13 regular season wins in 1992, Aikman's 89.5 quarterback rating placed him third in the NFL, the highest finish by a Dallas quarterback since Roger Staubach led the league in 1979, and earned him his second consecutive Pro Bowl appearance. In January, Aikman took his game to another level, completing 61-of-89 passes (68.5%) for 795 yards, eight touchdowns and no interceptions for a rating of 126.4 in three postseason victories. For his career, Aikman now has the highest quarterback rating (116.7), average per attempt (8.66 yards), completion percentage (68.6%) and the lowest interception rate (0.95) in NFL postseason history. His 322 passing yards in the Cowboys 30-20 win over San Francisco in the NFC Championship game were the third most in a game in his career, and tied Danny White for the second most in a playoff game in team history. On the day, Aikman earned NFL Post Season Player of the Week honors for the second consecutive week (he also won the award following the Eagles game 1/10) by completing 70.6% (24 of 34) of his passes, establishing a club game playoff record. Two weeks later, he broke that record by completing 73.3% (22-of-30) of his passes against Buffalo (1/31), earning MVP honors in Super Bowl XXVII and extending his string of playoff pass attempts without an interception to 103. In the past 34 games Aikman started and did not leave due to injury, he has completed 651-of-1007 passes (64.6%) for 7,656 yards, 47 touchdowns and 27 interceptions for a 92.0 rating while leading Dallas to a 26-8 record. The 1991 season was a preview of what was ahead for Dallas as evidenced in the Cowboys' win over the defending Super Bowl Champion New York Giants (9/29). Aikman earned NFC Offensive Player of the Week honors after completing 5-of-6 passes for 84 yards, including a 23-yard scoring toss to Michael Irvin, on the game-winning drive late in the fourth quarter. Against Green Bay (10/6) he recorded a career-high with 31 completions, including 12 straight at the end of the game. The next week against Cincinnati (10/13), Aikman led a fourth-quarter comeback to win and in the process averaged a career-high 12.6 yards per completion. Despite missing the final four regular-season games after spraining the lateral collateral ligament in his right knee in the third quarter of the Cowboys' victory at Washington (11/24), Aikman completed a club-record 65.3% of his passes to lead the NFC and earned his first trip to the Pro Bowl. Prior to the injury, Aikman led the conference in completions and passing yards and was threatening the team season record for completions and on a pace to go over 3,700 passing yards. In 1991 Aikman threw for five of his seven biggest NFL passing yardage days, including a season-high 331 yards, his second most as a pro, at Detroit (10/27). Aikman began the season throwing 93 straight passes without an interception and later had 116 straight attempts without having one picked off, the fifth longest streak in team history and the longest since 1978-79 when Roger Staubach threw 149 passes without an interception. In 1990 Aikman's value to Dallas was evident in the team's seven wins. In only one of those victories were the Cowboys ahead entering the fourth quarter. In the other six, Aikman completed 32-of-45 passes (71.1%) for 456 yards, two touchdowns and no interceptions in the final period to put Dallas on top. In the season-opening victory over San Diego (9/9), Aikman capped a 53-yard drive with his first NFL rushing touchdown, a one-yard sneak, to win the game with 1:58 remaining. In Tampa (10/21), he led Dallas on an 80-yard scoring drive — throwing for 60 and scrambling for 20 — that culminated in the game-winning 28-yard touchdown pass to Michael Irvin with 1:56 left. Against the Rams (11/18), Aikman led the team 89 yards to set up the winning field goal in the fourth quarter. Four days later vs. the Redskins, he led the Cowboys to scores from 67 and 78 yards in the final period of a 27-17 Dallas win. Aikman completed 11 straight passes in the second half while engineering fourth-quarter scoring drives of 80 and 50 yards to beat the Saints (12/2). Early in the Philadelphia game (12/23), Aikman injured his right shoulder forcing him to miss the season finale. When Aikman had surgery to repair the shoulder he also had loose bodies removed from his right elbow. In 1989 Aikman showed tremendous poise for a rookie. After missing five games due to a broken left index finger, Aikman threw

THE PLAYERS

**AIKMAN, Cont.**

for an NFL rookie record 379 yards at Phoenix (11/12). In that game against the Cardinals he was knocked unconscious after rifling an 80-yard scoring strike to put Dallas up 20-17 with 1:43 remaining. Against the Rams (12/3) Aikman became the first Cowboys player since Danny White in 1987 to throw four touchdown passes. The first rookie quarterback to start a season opener for Dallas since Roger Staubach in 1969, Aikman was named to most All-Rookie teams. During his four-year career, Aikman has been successful 18-of-the-31 times he's scrambled for a first down on third downs. GAMES/STARTS: 1989 (11/11), 1990 (15/15), 1991 (12/12), 1992 (16/16). Total - 54/54.

**COLLEGE:** In two seasons at UCLA Aikman completed 64.8 percent of his passes for 5,298 yards and 41 touchdowns while throwing only 17 interceptions. He finished his collegiate career as the third rated passer in NCAA history. The All-America led the Bruins to a 20-4 record, including wins in the 1988 Aloha Bowl and the 1989 Cotton Bowl. He transferred to UCLA after two seasons at Oklahoma.

**PERSONAL:** Troy Kenneth Aikman grew up in Cerritos, CA, and earned all-state honors at Henryetta, OK, High School after his family moved when Troy was 12. In 1991 he pledged to match any funds raised to build a health and fitness center for the schools in the town of 6,000 where a street is named after Aikman and he was named Henryetta of the Year for 1992. He also sponsors a scholarship at Henryetta High School for students who want to attend college but can't afford it. In 1991 he established the Troy Aikman Foundation, which will benefit children's charities in the Dallas-Fort Worth area. The proceeds from his annual golf tournament, which he began in 1992, will also go to his foundation. In addition to his personal foundation activities, Aikman has served on the Board of Stars for Children and the Irving, TX, Youth and Family Counseling Center, including heading the "No Thanks, I'll Pass" anti-drug campaign. Aikman was the honorary chairman of both the "Six Flag Family Night 1993" for Children's Medical Center of Dallas and "Riverfest 1993" in Arlington, TX. He also worked with Roger Staubach on a poster to benefit the Children's Medical Center of Dallas. In 1992, Aikman appeared on posters benefitting the USDA National and Texas State school lunch programs. He set up a permanently endowed scholarship at UCLA, where he majored in sociology. Aikman also supports the West Texas Rehabilitation Center, American Cancer Society, Easter Seals Society, Happy Hills Farm, Special Olympics, National Rice Institute and Wednesday's Child, which helps find homes for orphans in the Dallas-Fort Worth area. Aikman has also appeared in the Cowboys' United Way commercials since 1990. In March, 1992, Troy sang in a celebrity choir during Farm Aid V. For the past two seasons Aikman has been one of the five finalists for the NFL Man of the Year, which honors players for their contributions to the community.

**AIKMAN'S COWBOYS TOTALS**

Year	Rushing				Long	TD
	No.	Yds.	Avg.			
1989	38	302	7.9	25	0	
1990	40	172	4.3	20	1	
1991	16	5	0.3	9	1	
1992	37	105	2.8	19	1	
<b>Totals</b>	<b>131</b>	<b>584</b>	<b>4.5</b>	<b>25</b>	<b>3</b>	
<b>Playoffs</b>						
1991	2	0	0.0	0	0	
1992	9	38	4.2	19	0	
<b>Totals</b>	<b>11</b>	<b>38</b>	<b>3.5</b>	<b>19</b>	<b>0</b>	

Year	Att.	Comp.	Yards	Passing				Sks./Yards	Rating
				Pct.	TD	Int.	Long		
1989	293	155	1,749	52.9	9	18	751	19/155	55.7
1990	399	226	2,579	56.6	11	18	611	39/288	66.6
1991	363	237	2,754	65.3	11	10	61	32/224	86.7
1992	473	302	3,445	63.8	23	14	871	23/112	89.5
<b>Totals</b>	<b>1,528</b>	<b>920</b>	<b>10,527</b>	<b>60.2</b>	<b>54</b>	<b>60</b>	<b>871</b>	<b>113/779</b>	<b>76.4</b>
<b>Playoffs</b>									
1991	16	11	114	68.8	0	1	25	3/26	63.0
1992	89	61	795	66.5	8	0	70	7/43	126.4
<b>Totals</b>	<b>105</b>	<b>72</b>	<b>909</b>	<b>68.6</b>	<b>8</b>	<b>1</b>	<b>70</b>	<b>10/69</b>	<b>116.7</b>

THE PLAYERS

AIKMAN, Cont.


**AIKMAN'S COWBOYS TOTALS, Cont.**

SINGLE-GAME BESTS

Att. — 43 @ Wash., 9/23/90  
 Comp. — 31 @ GBay, 10/6/91  
 Yards — 379 @ Phoe., 11/12/89  
 Comp. Perc. — 85.7 @ Atl., 12/21/92  
 Long — 871 vs. Phoe., 9/20/92  
 TDs — 4 vs. Rams, 12/3/89  
 Ints. — 4 vs. GBay, 12/24/89  
 Consec. Comp. — 13 @ Atl., 12/21/92  
 Consec. Att. w/o Int. — 116, last 16 vs. Phil., 9/15/91; all 20 @ Phoe., 9/22/91;  
 all 27 vs. Gia., 9/29/91; all 41 @ GBay, 10/6/91; first 12 vs. Cin., 10/13/91  
 Rush Att. — 8 three times, last @ Raid., 10/25/92  
 Rush Yards — 71 vs. Mia., 11/19/89  
 Long Rush — 25 @ Phil., 12/10/89

AIKMAN GAME-BY-GAME

	Att.	Comp.	Yards	Pct.	TD	Int.	Long	Sks./Yards
1989								
L-@ New Orleans 9/10	35	17	180	48.6	0	2	24	2/30
L-@ Atlanta 9/17	23	13	241	56.5	1	2	65t	0/0
L-Washington 9/24	21	6	83	28.6	0	2	36	4/27
L-N.Y. Giants 10/1	6	1	11	16.7	0	0	11	0/0
L-@ Phoenix 11/12	40	21	379	52.5	2	2	75t	1/12
L-Miami 11/19	33	25	261	75.8	1	1	21	0/0
L-Philadelphia 11/23	21	7	54	33.3	0	3	13	1/1
L-L.A. Rams 12/3	34	19	179	55.9	4	1	35t	2/14
L-@ Philadelphia 12/10	30	17	152	56.7	1	0	21	5/45
L-@ N.Y. Giants 12/16	22	11	84	50.0	0	1	22	2/17
L-Green Bay 12/24	28	18	125	64.3	0	4	21	2/9
1990								
W-San Diego 9/9	29	13	193	44.8	1	1	28t	5/32
L-N.Y. Giants 9/16	18	10	109	55.6	0	2	25	2/13
L-@ Washington 9/23	43	23	207	53.5	0	2	20	8/64
L-@ N.Y. Giants 9/30	26	21	233	80.8	1	1	23	0/0
W-Tampa Bay 10/7	24	17	173	70.8	1	1	30	3/24
L-@ Phoenix 10/14	25	9	61	36.0	0	2	13	4/27
W-@ Tampa Bay 10/21	29	13	159	44.8	1	1	28t	2/14
L-Philadelphia 10/28	41	22	233	53.7	1	1	29t	2/18
L-@ N.Y. Jets 11/4	40	25	249	62.5	0	2	51	3/23
L-San Francisco 11/11	21	9	96	42.9	0	1	26	2/16
W-@ L.A. Rams 11/18	32	17	303	53.1	3	1	61t	1/8
W-Washington 11/22	31	20	222	64.5	1	2	41	3/14
W-New Orleans 12/2	21	15	177	71.4	1	0	45	2/16
W-Phoenix 12/16	18	12	164	66.7	1	1	41	1/8
L-@ Philadelphia 12/23	1	0	0	0.0	0	0	0	1/11
1991								
W-@ Cleveland 9/1	37	24	274	64.9	2	0	23	2/9
L-Washington 9/9	42	27	242	64.3	3	0	29	2/18
L-Philadelphia 9/15	25	11	112	44.0	0	3	27	11/67
W-@ Phoenix 9/22	20	12	150	60.0	0	0	26	1/11
W-N.Y. Giants 9/29	27	20	277	74.1	1	0	38	1/8
W-@ Green Bay 10/6	41	31	287	75.6	1	0	26	0/0
W-Cincinnati 10/13	22	14	276	63.6	1	2	61	1/12
L-@ Detroit 10/27	42	28	331	66.7	1	2	49	2/16
W-Phoenix 11/3	23	17	191	73.9	0	2	37	4/26
L-@ Houston 11/10	39	24	260	61.5	1	0	25	3/19
L-@ N.Y. Giants 11/17	25	16	150	64.0	0	0	22	1/8
W-@ Washington 11/24	20	13	204	65.0	1	1	39	4/30
Playoffs								
L-Detroit 1/5/92	16	11	114	68.8	0	1	25	3/26
1992								
W-Washington 9/7	31	18	216	58.1	1	2	29	0/0
W-@ N.Y. Giants 9/13	35	22	238	62.9	2	0	27t	2/9
W-Phoenix 9/20	21	14	263	66.7	3	0	87t	0/0
L-@ Philadelphia 10/5	38	19	256	50.0	1	3	59	4/25
L-@ Seattle 10/11	23	15	173	65.2	0	2	24	1/3
W-Kansas City 10/18	29	21	192	72.4	1	2	22	1/9
W-@ L.A. Raiders 10/25	25	16	234	64.0	0	0	52	5/27
W-Philadelphia 11/1	33	19	214	57.6	2	1	25	1/0
W-@ Detroit 11/8	25	16	214	64.0	1	1	57	0/0
L-L.A. Rams 11/15	37	22	272	59.5	0	0	49	1/3
W-@ Phoenix 11/22	36	25	237	69.4	2	1	37t	0/0
W-N.Y. Giants 11/26	29	19	143	65.5	2	1	26t	1/1
W-@ Denver 12/6	35	25	231	71.4	3	0	22	2/9
L-@ Washington 12/13	35	23	245	65.7	2	1	40	4/24
W-@ Atlanta 12/21	21	18	239	85.7	3	0	37	0/0
W-Chicago 12/27	20	10	78	50.0	0	0	13	1/2
Playoffs								
W-Philadelphia 1/10/93	25	15	200	60.0	2	0	41	2/14
W-@ San Francisco 1/17/93	34	24	322	70.6	2	0	70	4/27
W-Buffalo 1/31/93	30	22	273	73.3	4	0	45t	1/2



## Bill Bates

SAFETY • TENNESSEE  
 HT: 6-1 • WT: 203 • BORN: 6/6/61  
 FA FOR '83 • 11th YEAR



**PRO:** A long-time Cowboy fan favorite, and an inspirational team leader, Bill Bates exemplifies the qualities of perseverance and dedication every time he steps onto the field. Last year he had a team-long streak of 79 straight games played snapped with a season ending injury in Game No. 5 vs. Seattle (10/11). Bates suffered a left knee injury that required major surgery, marking the first serious injury of his colorful Cowboys career. At the time of his injury he was in his usual place atop the Cowboys' special teams tackles charts with five, and although he was lost for the remainder of a special season, Bates' emotional brand of leadership was present on the Dallas sidelines all the way to the Super Bowl victory in Pasadena. His off-season rehabilitation program consisted of many long hours in the training room, but a 100% healthy Bates is expected in Austin for the start of training camp once again. The 1992 season marked only the third time in his career that Bates has not played in every single Dallas regular season game. He currently has more interceptions as a Dallas player than any other member of the team (12). Prior to the 1990 season, Jimmy Johnson tabbed Bates as the Cowboys' special teams captain, and, 1991 his leadership and intelligence helped the Dallas special teams become one of the NFL's very best. Bates finished second on the team in special teams tackles in '91 with 22 stops. He was also on the field for more special teams plays than any other Cowboy player in 1991. His presence was felt on the defense as a very visible member of the Dallas nickel package at the middle linebacker position picking up 28 solo tackles and five passes defended. His seven tackles (all solos) in the season opener tied for the Dallas team lead and marked Bates' highest individual tackle performance since 1989. He registered fumble recoveries on the punt coverage unit in back-to-back games against Phoenix (11/3) and Houston (11/10). His recovery at the Oiler 10 yard line set up a Michael Irvin TD reception that sent the game into overtime. Bates tied for the team lead in fumbles recovered in '91 with two and he also forced a key Eagles fumble in the Cowboys' playoff clinching win in Philadelphia (12/15). Along with Mark Tuinei and Jim Jeffcoat, Bates has the longest current tenure as a Cowboy as all three players enter their 11th season this fall. His last minute interception at Chicago's Soldier Field preserved Dallas' 17-13 win in the team's triumphant return to the playoffs in 1991 after a six year absence. Bates was one of only a handful of Dallas players who had previous post season experience as a Cowboy. In 1990, he led the Cowboys in special teams tackles with 23. He made a big play in the season opening win over San Diego. Bates' heads-up tackle on a fourth quarter fake punt attempt by the Chargers set the Cowboy offense up for the game winning drive. He also tied for second on the team in passes defended (seven) at the middle linebacker post on nickel situations. Bates forced two fumbles in 1990 and also picked up his 12th career pass interception at Tampa Bay — a fourth quarter theft that preserved the Cowboys third win of the season. One of the NFL's true success stories, Bates has been overcoming the odds his entire career, starting in 1983 when he made the team as a long shot free agent rookie. He immediately became a visible figure on the field with his ferocious special teams play. It was Bates' notoriety that helped propel the NFL into adding a spot on the Pro Bowl teams for special teams coverage players. In 1984 he became the first NFC player so honored. Bates was named the NFL Alumni Association's special teams player of the year in 1983 and '84. He led the Cowboys in punt returns in 1985. After leading all non-starters in tackles his first




**BATES, Cont.**

three seasons, Bates became the starting strong safety in 1986. He held the position for three seasons, leading the defensive backs in sacks in '86 and '87 and the team in solo tackles and total tackles in 1988. GAMES/STARTS: 1983 (16/1), 1984 (12/2), 1985 (16/0), 1986 (15/15), 1987 (12/11), 1988 (16/16), 1989 (16/0), 1990 (16/0), 1991 (16/0), 1992 (5-0). Total - 140/45.

**COLLEGE:** Bates was a four-year starting safety at Tennessee. He was named second-team All-Southeastern Conference his junior and senior seasons. Bates developed a reputation as the Vols' hardest hitter and surest tackler. He intercepted nine passes and recovered six fumbles in his career.

**PERSONAL:** William Frederick Bates was born and raised in Knoxville, Tenn., where he starred in football, basketball and as a sprinter on the track team at Farragut High School. He was all-state in football and basketball. A 1985 NFL Man of the Year finalist, Bill supports the United Way, the Boys Clubs, the Special Olympics, the March of Dimes and other organizations. He serves as honorary chairman of the annual Wednesday's Child golf tournament benefitting Dallas-area orphans and of the Keystone Academy golf tournament for the learning disabled. Bill is also active in the Fellowship of Christian Athletes. He and wife Denise, a fashion model, live in Dallas. Bill has been named the winner of the Bob Lilly Award in 1990 and 1991. The Lilly Award is selected by a vote of the fans and annually goes to the Cowboy player who displays leadership and character on and off the field. Their family includes triplets Graham William, Brianna Gail and Hunter James (5/24/89) and Tanner Forest (2/18/91). The Bates family attends Park Cities Baptist Church in Dallas.

BATES' COWBOYS TOTALS													
Pass Interceptions					Tackles					QB		Passes For.	
Year	No.	Yds.	Avg.	Long TD	Year	Solo	Ast.	Tot.	Sks.	Press.	Def.	Fum.	
1983	1	29	29.0	29 0	1983	54	30	84	4	-	4	1	
1984	1	3	3.0	3 0	1984	38	14	52	5	-	6	2	
1985	4	15	3.8	8 0	1985	38	13	51	1	-	3	2	
1987	3	28	9.3	28 0	1986	50	37	87	2 1/2	-	7	1	
1988	1	0	0.0	0 0	1987	46	35	81	3	-	4	1	
1989	1	18	18.0	18 0	1988	85	39	124	1/2	-	6	0	
1990	1	4	4.0	4 0	1989	24	10	34	0	2	3	0	
Totals	12	97	8.1	29 0	1990	29	22	51	0	3	7	2	
Playoffs					1991	28	5	33	0	3	5	1	
1991	1	7	7.0	7 0	1992	5	6	11	0	0	0	0	
					Totals	397	211	608	16	8	45	10	
Opponents' Fumbles Recovered					Playoffs								
Year	No.	Yds.	Avg.	Long TD	1983 <th>9</th> <th>1</th> <th>10</th> <th>1</th> <th>-</th> <th>0</th> <th>0</th>	9	1	10	1	-	0	0	
1983	2	0	0.0	0 0	1985	1	0	1	0	-	0 <td>0</td>	0	
1984	1	0	0.0	0 0	1991	5	3	8	0	0	1	1	
1988	1	0	0.0	0 0	Totals	15	4	19	1	0	1	1	
1991	2	0	0.0	0 0									
Totals	6	0	0.0	0 0									
Punt Returns													
Year	No.	FC	Yds.	Avg.	Long TD								
1985	22	6	152	6.9	21 0								



## Larry Brown

CORNERBACK • TCU  
HT: 5-11 • WT: 185 • BORN: 11/30/69  
D-12 FOR '91 • 3rd YEAR

24

**PRO:** Although he is entering his third NFL season, Larry Brown remains one of the youngest starting cornerbacks in the league. Teaming with left corner Kevin Smith, Brown forms half of one of the youngest pair of starting cornerbacks in NFL history. Brown and Smith were 22 years old for the most of the 1992 season, well below the NFL's average cornerback age of 27, and they are the youngest duo since the San Francisco

*BROWN, Cont.*

49ers started rookies Ronnie Lott and Eric Wright in the early 1980's. The two arrived in the starting lineup by opposite paths, Brown as a 12th-round afterthought, the 57th defensive back drafted in 1991 and Smith as a cornerstone No. 1 pick, the 17th overall player in 1992. But in two seasons Brown has helped to establish the Dallas pass defense as one of the top groups in the league. His contributions at cornerback allowed the Dallas defense to post a league low 27.2 percent conversion rate on opponents third downs in 1992. For the season, Brown led the team in passes defended with 11, and his 30 yard interception return against Philadelphia (11/1) was the longest of the season for Dallas. With 61 tackles, Brown finished sixth on the team, second among defensive backs, in that category, while also recording five special teams stops. Starting the year in the same fashion he finished 1991, Brown had a single-game season-high three passes defended against the Giants (9/13), and the following week he recorded seven tackles at home against the Cardinals (9/20). After spraining his right knee at Denver (12/6), Brown missed the Redskins game (12/13), ending a string of 28 straight starts at right cornerback. He came back the following week at Atlanta (12/21) to record seven tackles and recover a fumble that set up a touchdown as the Cowboys clinched the NFC East Division title. Brown continued to be a major defensive factor in the playoffs, finishing second on the team in post season tackles. Against San Francisco in the NFC Championship Game, Brown posted a team-high nine tackles and forced a fumble at the 49ers 40-yard line to set up Dallas' first touchdown. Against Buffalo in Super Bowl XXVII, Brown recorded his second career-playoff interception and led the team with three passes defended. As a rookie, Brown far exceeded any Cowboys expectations and joined the ranks of other secondary long-shots who have become Cowboys over the years: Cliff Harris, Everson Walls and Bill Bates. Only the eighth 12th-round draft choice in Cowboys history to make the active roster, Brown finished the season eighth on the team in tackles with 68, third among defensive backs. At Phoenix (9/22), in the fourth week of the season, Brown broke into the starting lineup, becoming the first rookie to start at right cornerback since Dec. 21, 1987, when Ron Francis started against the Rams. The Phoenix game also marked the first time in team history a 12th-round draft choice started as a rookie and only the third time a 12th-rounder ever started a game for Dallas. For the season Brown earned 13 starts and finished second on the team in passes defended with 18. Against Houston (11/10) Brown had a single-game career-high 11 tackles and the club's season-high for passes defended with four. Two weeks later against Washington (11/24) he recorded his first NFL interception, returning it 20 yards. In the playoffs Brown led the team in passes defended with three, tied for fourth with 10 tackles and also intercepted a pass in the endzone against Chicago (12/29). Brown's play in 1991 earned him selection to the Pro Football Writers, Football News, Pro Football Weekly and Football Digest All-Rookie teams. He chose the uniform number 24 after making the team because of his admiration of former Cowboys cornerback Everson Walls who wore No. 24 for Dallas from 1981-89. GAMES/STARTS: 1991 (16/13), 1992 (16/15). Totals - 32/28.

**COLLEGE:** A two-year starter at cornerback for TCU, Brown recorded 75 tackles and led the team with 10 passes defended as a senior. He earned Most Valuable Player honors in the Blue-Gray All Star Game following his senior season. As a junior Brown registered 27 tackles before suffering a season-ending foot injury in the fifth game of the year. Brown transferred to TCU after two years at Southwest Community College in Los Angeles, where he was a standout in football and track, earning football all-league honors in 1988.

**PERSONAL:** Larry Brown was an All-City selection in both football and track at Los Angeles, CA, High School. In his spare time, he owns and runs Universal Vending in Fort Worth. He received his degree in criminal justice from TCU.

BROWN, Cont.

BROWN'S COWBOY TOTALS											
Year	Tackles			Tkl/Loss	QB Press.	Passes		For. Fum.			
	Solo	Ast.	Tot.			Def.					
1991	55	13	68	1(-1)	0	18	0				
1992	45	16	61	1(-3)	0	11	1				
Totals	100	29	129	2(-4)	0	29	1				
Playoffs											
1991	7	3	10	0	0	3	0				
1992	15	5	20	0	0	3	1				
Totals	22	8	30	0	0	6	1				
Pass Interceptions					Opponents' Fumbles Recovered						
Year	No.	Yds.	Avg.	Long	TD	Year	No.	Yds.	Avg.	Long	TD
1991	2	31	15.5	20	0	1991	1	0	0.0	0	0
1992	1	30	30.0	30	0	1992	1	0	0.0	0	0
Totals	3	61	20.3	30	0	Totals	2	0	0.0	0	0
Playoffs											
1991	1	0	0.0	0	0						
1992	1	0	0.0	0	0						
Totals	2	0	0.0	0	0						



## Tony Casillas

DEFENSIVE TACKLE • OKLAHOMA  
 HT: 6-3 • WT: 273 • BORN: 10/26/63  
 TRADE, ATLANTA, '91 • 8th YEAR



**PRO:** A key trade that helped accelerate the Cowboys return to the Super Bowl level was the acquisition of Tony Casillas (7/22/91), bringing the former Lombardi Trophy Winner to Dallas after five years with the Atlanta Falcons. A tough fighter on the interior, Casillas is one of the team's most tenacious players. For the second straight year, Casillas led all Dallas defensive tackles in total stops with 55 tackles in 1992. He has started 31 of 32 games at left tackle in the Dallas 4-3 scheme since coming to the Cowboys — missing only the 1992 season opener against Washington (9/7) with a sprained right knee. During the 1992 post season, Casillas led the team in sacks — with all three coming in the NFC Championship game vs. San Francisco, and he tied for the team lead in playoff tackles among defensive linemen with 12. He also set a career best mark for sacks in a season with three in 1992. Casillas earned a game ball award for his performance against the Raiders (10/25) with two solos and a sack. Turned in a season-high six tackle outing in games at the Giants (9/13) and at Washington (12/13). He recovered one fumble in '92 vs. Phoenix (9/20) setting up a Dallas touchdown. One of the key cogs in Dallas' No. 1 overall defense in the NFL in 1992 — and a unit which was also No. 1 against the run (77.8 yards per game). In starting all 16 games at left tackle in 1991, Casillas made a rapid transition from the nose tackle position he played in Atlanta. He finished the '91 season tied for third on the team in tackles for loss (5 for -17) and quarterback pressures (14). His most productive day as a Cowboy came in the playoff clinching win at Philadelphia (12/15) when he recorded a season high nine tackles (five solos), three quarterback pressures and one tackle behind the line of scrimmage. His nine stops against the Eagles tied for the season high among Dallas defensive linemen last year. He earned a game ball following a solid performance against Cincinnati (10/13) that included seven tackles, a sack of Boomer Esiason, and a forced fumble that Dallas recovered at the Bengals 26 yard-line in the fourth quarter. He finished the '91 season with 2.5 sacks and was ranked ninth on the team in tackles with 61. In 1989 — his last full season as a

*CASILLAS, Cont.*

starting nose tackle for Atlanta — Casillas earned second-team All-Pro honors after recording a career-high 152 tackles to finish second on the squad. He also registered career high figures for fumble recoveries (3) and quarterback pressures (16) in 1989. In 1990, Casillas played in only nine games, backing-up all-rookie selection Tony Epps. The second player selected in the 1986 draft (after Bo Jackson was taken by Tampa Bay), Casillas was a consensus Rookie of the Year choice after recording 111 tackles. He helped turn around a Falcons' defense that went from 28th in the NFL in 1985 to seventh in the league in 1986. Casillas was a Pro Bowl alternate in both 1987 (Carter and McMichael) and 1988 (Millard and Carter). A starter in all 57 games he played from 1986-89, he missed three games in 1987 with a stress fracture and three others because of the strike. Casillas recorded a single-game career-high 16 tackles against San Francisco (12/4/88). GAMES/STARTS: 1986 (16/16-Atl.), 1987 (9/9-Atl.), 1988 (16/16-Atl.), 1989 (16/16-Atl.), 1990 (9/0-Atl.), 1991 (16/16), 1992 (15/15). Totals - 97/88 (Dallas 31/31).

**COLLEGE:** A two-time All-America at Oklahoma, Casillas was named the Big Eight Conference's Defensive Player of the Decade for the 1980s. The offensive player for that same distinction was Barry Sanders. Casillas won the Lombardi Trophy in 1985 when he set a school record with 21 tackles behind the line of scrimmage for a Sooner defense that led the nation. He recorded four sacks in a game against Iowa State and had a season-high sack total of 10 as a junior. He was a teammate of Troy Aikman while at Oklahoma.

**PERSONAL:** Tony Steven Casillas starred in football and baseball at East Central High School in Tulsa, OK, and he later received his degree in communications from Oklahoma. Last year he served as a spokesman for the Austin Police Department in an effort to educate youngsters as to the dangers of joining a gang. He is also a popular Dallas role model for Hispanic youths in the Dallas community, making several public speaking appearances on the values of education and hard work. Tony is very active in the sport of horse racing. He owns a farm in Purcell, OK, where he trains and breeds thoroughbreds to be run at Remington Park in Oklahoma City and Louisiana Downs. In 1992, he was named the Owner of the Year at Remington Park. His wife, Dr. Lisa Clayton, is a psychologist in Dallas. Casillas is an avid golfer.

**CASILLAS' PRO TOTALS**

Year	Tackles			Tkl/Loss	Sacks	QB Press.	Passes		For. Fum.
	Solo	Ass.	Tot.				Def.	Fum.	
1986 (Atl.)	55	56	111	-	1	11	-	2	
1987 (Atl.)	38	34	72	-	2	15	-	1	
1988 (Atl.)	62	49	111	-	2	13	-	3	
1989 (Atl.)	98	54	152	-	2	16	-	2	
1990 (Atl.)	18	14	32	-	1	4	-	0	
1991	23	38	61	-	2.5	14	-	1	
1992	28	27	55	-	3	14	-	0	
<b>Totals</b>	<b>322</b>	<b>272</b>	<b>594</b>	<b>-</b>	<b>13.5</b>	<b>77</b>	<b>-</b>	<b>9</b>	
<b>Playoffs</b>									
1991	1	3	4	0	0	1	0	0	
1992	6	6	12	1(-2)	3	3	0	0	
<b>Totals</b>	<b>7</b>	<b>9</b>	<b>16</b>	<b>1(-2)</b>	<b>3</b>	<b>4</b>	<b>0</b>	<b>0</b>	

**Opponents' Fumbles Recovered**

Year	No.	Yds.	Avg.	Long	TD
1986 (Atl.)	1	0	0.0	0	0
1987 (Atl.)	1	0	0.0	0	0
1988 (Atl.)	1	0	0.0	0	0
1989 (Atl.)	3	0	0.0	0	0
1991	1	0	0.0	0	0
1992	1	3	3.0	3	0
<b>Totals</b>	<b>8</b>	<b>3</b>	<b>0.4</b>	<b>3</b>	<b>0</b>



## Frank Cornish

CENTER/GUARD • UCLA  
 HT: 6-4 • WT: 285 • BORN: 9/24/67  
 FA FOR '92 • 4th YEAR

68

**PRO:** While Mark Stepnoski was involved in contract negotiations during the 1992 training camp, it was imperative for Frank Cornish to take over as the Cowboys starting center and provide the offense with solid play. He did exactly that by stepping in as the starter in Dallas' 23-10 opening win over Washington (9/7) and at New York (9/13) in the 34-28 win the next week over the Giants. Although Cornish did not start against Phoenix (9/20), he replaced an injured Stepnoski late in the third quarter. Acquired as a Plan B free agent in from San Diego, he became the starting center on July 26, and started all preseason in addition to the first two regular-season games. He also deep snapped for punts, field goals and extra points during training camp. Later in the 1992 season, Cornish did not play against Philadelphia (11/1) and was de-activated for games at Detroit (11/8), at Phoenix (11/22), at Denver (12/6) and at Atlanta (12/21). In the season-finale against Chicago (12/27), he played most of the second half. Although Cornish was a newcomer to the Cowboys offensive line in 1992, he was no stranger to an offensive unit that was directed by Troy Aikman. The Cornish-Aikman tie-in dates back to their collegiate days at UCLA where they made up the starting center/quarterback combination for two complete seasons in 1987 and 1988. After starting his third and final season for the Bruins in 1989, Cornish was drafted in the sixth round (143rd player overall) by the San Diego Chargers in 1990. Thrust into the starting center position only days before the start of his rookie season, Cornish handled the pressure and the assignments that accompanied 16 straight regular season starts as a rookie. His first NFL game and start came in Texas Stadium in Dallas' 17-14 win over the Chargers to start the 1990 season (9/9). That successful performance in 1990 led to his being named to the all-rookie teams selected by College & Pro Football Newsweekly, Football Digest and Football News. In 1991, he served as a back-up to Pro Bowl alternate Courtney Hall at the center spot, where Hall had been the starter throughout the 1989 season. While seeing action in all 16 regular season games in 1991, Cornish served as the team's long snapper on extra points and field goals. GAMES/STARTS: 1990 (16/16-S.D.), 1991 (16/0-S.D.), 1992 (11/2). Total - (43/18).

**COLLEGE:** A three-year starter for UCLA, Cornish earned first-team All-America recognition from the Football News and was an all-PAC 10 second team selection following his senior year. He was a starter on Bruin teams that were victorious in the Aloha and Cotton Bowls. He finished his career ranked fourth in the school's weight room record book with a three lift (bench, squat and clean) total of 1,253 pounds.

**PERSONAL:** Frank Edgar Cornish was born in Chicago, IL. He was one of the most highly recruited linemen in the country coming out of Mt. Carmel High School in Chicago. He earned three letters as a two way tackle in high school. His father, Frank, played defensive tackle for the Miami Dolphins in 1970 and 1971. Frank was a history major at UCLA. Frank and the elder Cornish are the only father-and-son combination in NFL history to play in a Super Bowl game.



## Dixon Edwards

LINEBACKER • MICHIGAN STATE  
HT: 6-1 • WT: 224 • BORN: 3/25/68  
D-2 FOR '91 • 3rd YEAR

58


**PRO:** For the second consecutive year, Dixon Edwards was a vital part of the special teams that ranked among the best in the National Football League. Last season, he recorded 15 special teams tackles to rank second among the Cowboys. As a rookie in only 12 games, he made 10 special teams tackles to tie for fourth on the squad. Last season, he earned a special teams game ball against the Raiders (10/25), and in the postseason at San Francisco (1/17) Edwards forced a fumble on punt coverage at the 49ers' 22-yard line to set up a first-quarter field goal. He suffered a strained left hamstring in the second half against the 49ers and did not return. On defense, he totaled 10 tackles as a back-up weakside linebacker, and made his only start of the season when Dallas went to a five defensive back alignment in place of injured Godfrey Myles at Phoenix (11/22). He also played some in both games against the N.Y. Giants, and at Washington (12/13). Edwards played most of the third quarter on the weakside against Chicago (12/27). In 1991, when he received an opportunity to play with the regular defense as a rookie in place of injured starting weakside linebacker Vinson Smith, against Cincinnati (10/13), Edwards had several impressive moments. He forced an incompletion while covering Pro Bowl running back James Brooks in the endzone on a 3rd-and-goal from the one yard line in the third quarter with Dallas holding onto a 21-17 lead. On the Bengals' next series, Edwards snuffed Brooks for no gain at the Cowboys' nine and Cincinnati again had to settle for a field goal. In the fourth quarter, Edwards, who finished the day with five tackles, returned his first career interception 36 yards for a touchdown to seal the Cowboys' 35-23 win. It was the first interception by Edwards since high school. At Michigan State he was tagged with the nickname "Stonehands". When he came to Dallas his problem with catching the ball was found to be not with his mitts, but due to his eyesight, which was corrected prior to training camp. Against Phoenix (11/3) in his first NFL start, Edwards again made five tackles. He split time with Smith at weakside linebacker late in the season, when Dallas was winning five straight games to make the playoffs, and in the postseason victory over Chicago (12/29). Edwards was hampered in training camp by a hamstring injury that forced him onto injured reserve for the first four games of the season. The fourth linebacker taken in the 1991 draft (Mike Croel, Denver; Alfred Williams, Cincinnati; Roman Phifer, Rams), Edwards was selected with the highest choice Dallas has used on a linebacker since Billy Cannon was selected in the first round in 1984. GAMES/STARTS: 1991 (12/1), 1992 (16/11). Total — 28/12.

**COLLEGE:** Named Michigan State's Co-Defensive Player of the Year as a senior, Edwards led the Spartans with a single-game career-high 16 tackles in their upset of then-No. 1 ranked Michigan. In his first season as a starter in 1989, Edwards finished second on the club in tackles and tied for the team lead in tackles for a loss to earn honorable mention All-America honors. Over one three-game stretch his junior year, Edwards tallied 14 tackles against Miami, 13 vs. Michigan and 14 against Iowa. The Spartans compiled a 31-14-3 record, earned at least a share of two Big 10 titles, and played in four bowl games during Edwards' collegiate career.

**PERSONAL:** Dixon Edwards III earned all-district honors as a tight end and defensive tackle at Aiken High School in Cincinnati, OH. His father, Dixon, Jr. played fullback at Marshall University from 1958-61. A building construction major at Michigan State, Dixon and wife Secola have twins, son Dixon, IV, and daughter Taylor (8/19/91).

EDWARDS, *Cont.*

EDWARDS' COWBOYS TOTALS									
Year	Tackles			Sacks	QB Press.	Passes		For. Fum.	
	Solo	Ast.	Tot.			Def.	Fum.		
1991	10	8	18	0	0	2	0	0	
1992	5	5	10	0	1	1	0	0	
Total	15	13	28	0	1	3	0	0	
Playoffs									
1992	5	1	6	0	0	0	0	0	
Year	Interceptions				Long	TD			
	No.	Yds.	Avg.	Yds.					
1991	1	36	36.0	36t	1				



## Lin Elliott

KICKER • TEXAS TECH  
HT: 6-0 • WT: 182 • BORN: 11/11/68  
FA FOR '92 • 2nd YEAR



**PRO:** In only one NFL season Lin Elliott has added his name to the Cowboys record book with a number of outstanding performances during his rookie campaign. Entering training camp as a long-shot free agent in 1992, Elliott went on to miss the first three preseason games with a groin injury, further hurting his chances of making the squad. Elliott then hit three of four field goals in the final two weeks of the preseason to earn a roster spot, becoming the only rookie free agent to make the club last season. That move paid big dividends for the Cowboys as Elliott posted 119 points for the season, the third highest scoring total in team history behind Rafael Septien's 123 points in 1983, and 121 points in 1981. Elliott shattered the club's rookie scoring record of 80 points set by Ken Willis in 1990, and he led all NFL rookies in scoring, posting the most points by a rookie since Kevin Butler scored an NFL rookie record 144 points for Chicago in 1985. His point total placed him third in the NFC, fourth in the NFL, in scoring, and with 24 field goals, Elliott posted a rookie record and the third highest field goal total in team history behind the 27 by Rafael Septien in 1981 and Ken Willis in 1991. After struggling through the first seven weeks of the season, Elliott found a groove late in the first half against the Eagles (11/1), connecting on a 35-yard field goal that started him on a string of 13 consecutive field goals. His streak, which ended against Denver (12/6), surpassed the club record of nine set by Rafael Septien in 1981 and matched by Ken Willis in 1991, and it tied for the third longest in the NFL in 1992 behind the 20 straight field goals by Morten Andersen of New Orleans and the 16 straight by John Carney of San Diego. He had his most productive day as a professional the following week at Detroit (11/8) when he connected on field goals of 25, 42 and 30 yards and four extra points to post a career-high 13 points. One week later against the Rams (11/15), Elliott connected on three more field goals to tie the personal record he set the week before. He had made 116 extra point attempts, dating back to college, until missing one after a slip in Phoenix (11/22). Prior to that his last miss came on October 21, 1989 against Rice in Lubbock. Against the Giants (11/26) on Thanksgiving Day, Elliott connected on a career-long 53-yard field goal, to tie for the third longest in team history. The next week at Denver (12/6) Elliott hit another 53-yarder. For the year he hit three field goals of over 50 yards, the second highest total in team history to the four 50-yarders by Ken Willis in 1991. Along with his kicking accuracy (Elliott hit 18 of 23 field goals from 40-yards-or-less), he added strength, posting more touchbacks (five) in the first five games of the season than Cowboys kickers had in 1990-91 combined (three). In the third week of the season against Phoenix (9/20), Elliott recorded two touchbacks, the

*ELLIOTT, Cont.*

first Cowboys kicker with two in a game since Roger Ruzek against Kansas City in 1989. At Philadelphia (10/1) in his next game, each of his five kickoffs went for a touchback. In the playoffs Elliott hit four-of-five field goals and led the team in scoring with 26 points, including a Super Bowl record seven-of-seven on extra point attempts. GAMES/STARTS: 1992 (16/0).

**COLLEGE:** In three seasons at Texas Tech, Lin Elliott established himself as the top kicker in school history, setting Red Raiders career marks for extra points (100) and points by a kicker (220). He hit his last 85 point after attempts to establish a school record for consecutive extra points. In addition 69-of-his-179 (38.6%) kickoffs in college resulted in touchbacks, and the longest return of an Elliott kickoff at Texas Tech was 39 yards. The Red Raiders' leading scorer in 1990 and 1991, Elliott tied the school mark for field goals in a game as a senior against California State-Fullerton with four, all over 40 yards, including a career-long tying 52-yarder. He finished 1991 with 85 points, to finish second in the SWC, and 17 field goals to lead the conference, place seventh in the nation and tie the school record for field goals in a season. In addition Elliott tied the Texas Tech mark for extra points in a season for the second time in his career with 34. He also converted 34 extra points as a sophomore. In 1990 Elliott established his career-long 52-yard field goal against Houston. The next week against New Mexico, he hit a 37-yard field goal with 27 seconds remaining to give the Red Raiders a 34-32 win. As a sophomore in the 1989 season opener against Arizona in his first collegiate game, Elliott, who made the Red Raiders' roster as a walk-on, hit the game-winning 29-yard field in the fourth quarter with the score tied 14-14 in a game Texas Tech would win 21-14.


**PERSONAL:** Born in Euless, TX, Lindley Franklin Elliott, Jr., starred in football and soccer at Waco, TX, High School. He majored in finance at Texas Tech.

**ELLIOTT'S COWBOY TOTALS**

Scoring						
Year	PAT	FG	Long	Pts.		
1992 .....	47-48	24-35	53	119		
Playoffs						
1992 .....	14-15	4-5	43	26		
Field Goal Accuracy						
Year	11-19	20-29	30-39	40-49	50+	Total
1992 .....	0-0	6-7	10-14	5-10	3-4	24-35
Playoffs						
1992 .....	0-0	3-3	0-0	1-2	0-0	4-5
						.800

**SINGLE-GAME CAREER HIGHS**

Points - 13, @ Detroit, 11/8/92  
 FGs - 3, three times, last vs. N.Y. Giants, 11/26/92  
 FG Att. - 4, vs. Philadelphia 11/1/92  
 Long FG - 53, twice, vs. N.Y. Giants, 11/26/92;  
 and @ Denver, 12/6/92  
 PATs - 5, @ Atlanta 12/21/92



**Thomas Everett**

SAFETY • BAYLOR  
 HT: 5-9 • WT: 183 • BORN: 11/21/64  
 TRADE, PITTSBURGH • 7th YEAR



**PRO:** In 1992, everything fell into place for East-Texas native Thomas Everett. After a rocky start where he had an extended contract hold-out with the Pittsburgh Steelers, Everett was traded to Dallas on 9/20, and by mid-season he surfaced as a force in the Dallas



EVERETT, *Cont.*

secondary at strong safety. Things kept getting better. He registered two regular season interceptions and finished seventh on the team in tackles with 58. By season's end, he completed an outstanding season by intercepting two Buffalo passes in Super Bowl XXVII, and registering six tackles, a sack and a fumble recovery. Everett's first Super Bowl theft thwarted a second quarter Buffalo drive at the Dallas one yard line. The leaping end zone catch provided a major momentum shift in the game on a fourth-and-one situation. His second Super Bowl interception was returned 22 yards to the Buffalo eight yard line, setting up an Emmitt Smith TD run that brought the score to 45-17. His two regular season interceptions came in Dallas' win at Detroit (11/8), earned Everett a game ball award and brought his career interception total to 18 — second most among active Dallas players behind Ray Horton. He tied for the regular season lead in fumble recoveries with two and added another in the Super Bowl. He earned his first Dallas start at strong safety against Kansas City (10/18) and responded with eight tackles. Two weeks later, he led the Cowboys with a season-high 11 stops against Philadelphia (11/1), marking his second highest career tackle total (13) vs. San Diego on 12/13/87 with Pittsburgh. He suffered a strained right shoulder against Phoenix (11/22) and missed the following games vs. the N.Y. Giants and Denver. A starter at free safety in 67-of-the-73 NFL games he played in Pittsburgh, including 29 straight prior to the 1992 season. Everett led the Steelers in interceptions in 1991 with four. He recorded a season-high eight tackles at Cincinnati (11/10) then two weeks later forced a fumble and matched his career single-game high for interceptions with two against Houston (11/24). In 1990 Everett suffered a lacerated forehead in the season opener at Cleveland (9/9) and did not start the next week against Houston (9/16). He returned to the lineup in Los Angeles against the Raiders (9/23) and was back in the starting lineup against Miami (9/30). Everett's three interceptions in 1990 came over a four-game stretch with one each at San Francisco (10/21), against the L.A. Rams (10/29) and at Cincinnati (11/18). In 1989 Everett tied for third overall and the lead among defensive backs in tackles with a career-high 81 on a Steelers team that advanced to the second-round of the playoffs. After beginning the 1988 season with six solo tackles, an interception and a fumble recovery against Dallas (9/4), Everett missed two games due to a calf and ankle injury in Washington (9/11). He returned with a season-high eight tackles and an interception against Cleveland (10/2) then eight tackles again the following game in Phoenix (10/9). A consensus all-rookie selection, Everett earned his first pro start eight games into the 1987 season against Miami (11/1). The following game against Kansas City (11/8), he recorded seven solo tackles, a forced fumble and his first NFL interception. At Cincinnati (11/22) he intercepted two passes. Later in the season in San Diego (12/13), Everett tallied single-game career-highs for tackles with 13 and solo tackles with 10. Everett, who led Pittsburgh defensive backs in tackles as a rookie, was drafted in the fourth round by the Steelers in 1987. GAMES/STARTS: 1987 (12/9-Pitt.) 1988 (14/12-Pitt.), 1989 (16/16-Pitt.), 1990 (15/14-Pitt.), 1991 (16/16-Pitt.), 1992 (11/9). Total - 84/76 (Dallas - 11/9).


**COLLEGE:** A two-time All-America and consensus All-Southwest Conference pick, Everett earned the first-ever Jim Thorpe Trophy as the nation's outstanding defensive back in 1986. He also was named SWC Athlete of the Year and awarded the Mike Singletary Award, given to the player who contributed most to the team and brought honor and recognition to Baylor, as a senior. The fourth all-time leading tackler in school history, Everett was named to Baylor's all-decade team of the 1980s along with former college teammate cornerback Ron Francis, who was drafted in the second round by Dallas in 1987.

**PERSONAL:** Thomas Gregory Everett reaped all-district honors in football and basketball at Daingerfield, TX High School (150 miles east of Dallas) where he played seven positions, including wishbone quarterback. He has nine sisters and brothers, including Eric, a defensive back at Baylor who was drafted by Philadelphia in 1988 and now plays for Minnesota. Thomas earned his degree in physical education at Baylor.

**THE PLAYERS**

*EVERETT, Cont.*

EVERETT'S NFL TOTALS												
Year	Tackles				Tkl/Loss	Sacks	QB Press.	Passes		For. Fum.		
	Solo	Ast.	Tot.	Def.								
1987 (Pitt.)	59	13	72	-	0	-	-	8	1			
1988 (Pitt.)	49	11	60	-	0	-	-	9	0			
1989 (Pitt.)	63	18	81	-	0	-	-	9	0			
1990 (Pitt.)	28	7	35	-	0	-	-	5	2			
1991 (Pitt.)	47	20	67	-	0	-	-	12	1			
1992	27	31	58	1(-3)	0	0	0	6	0			
Totals	273	100	373	1(-3)	0	0	0	49	4			
<b>Playoffs</b>												
1989 (Pitt.)	6	6	12	-	0	-	-	0	0			
1992	9	9	18	0	1	0	0	2	0			
Totals	15	15	30	0	1	0	0	2	0			
<b>Opponents' Fumbles Recovered</b>					<b>Interceptions</b>							
Year	No.	Yds.	Avg.	Long	TD	Year	No.	Yds.	Avg.	Long	TD	
1988 (Pitt.)	2	38	19.0	29	0	1987 (Pitt.)	3	22	7.3	21	0	
1989 (Pitt.)	1	21	21.0	21	0	1988 (Pitt.)	3	31	10.3	29	0	
1991 (Pitt.)	2	18	9.0	18	0	1989 (Pitt.)	3	68	22.7	32	0	
1992	2	15	7.5	15	0	1990 (Pitt.)	3	2	0.7	2	0	
Totals	7	92	13.1	29	0	1991 (Pitt.)	4	53	13.3	27	0	
<b>Playoffs</b>						1992	2	28	14.0	17	0	
1992	1	0	0.0	0	0	Totals	18	204	11.3	32	0	
<b>Punt Returns</b>						<b>Playoffs</b>						
Year	No.	FC	Yds.	Avg.	LG	TD	1989 (Pitt.) <td>1</td> <td>26</td> <td>26.0</td> <td>26</td> <td>0</td>	1	26	26.0	26	0
1987 (Pitt.)	4	2	22	5.5	11	0	1992	2	22	11.0	22	0
Totals							3	48	16.0	26	0	



## Derrick Gainer

RUNNING BACK • FLORIDA A&M  
HT: 5-11 • WT: 240 • BORN: 8/15/66  
FA FOR '92 • 3rd YEAR



**PRO:** Derrick Gainer enters his first full season with the Cowboys hoping his power running and strong blocking will earn him the job as the primary backup running back to Emmitt Smith. Dallas signed him on October 15 after he was released by the Los Angeles Raiders on September 16. His two carries for the Raiders netted 10 yards. Gainer's most productive outing for the Cowboys was against Philadelphia (1/10) in the postseason. He entered the game early in the fourth quarter and contributed all 29 of his rushing yards, including a 1-yard touchdown on an 80-yard scoring drive. The touchdown was the second of his career, matching the one he had in 1990 with Cleveland against Houston (11/18). In his four regular season games on the Cowboys' active roster, he participated only on special teams. Gainer was placed on injured reserve November 23 with a strained right hamstring, re-activated on December 28 and worked behind Smith. Originally drafted in the eighth round from Florida A&M by the Raiders in 1989, he spent the first 12 weeks of the season on their developmental squad. He was released November 30 and signed to Cleveland's developmental squad for the remainder of the year. In 1990, Gainer was named Cleveland's Special Teams Most Valuable Player after leading the Browns' coverage units in tackles with 18. He had a career-high 32 yards on 10 carries, including a nine-yard run in the season opener against Pittsburgh (9/9). His only NFL start came the following week against the Jets at Giants Stadium (9/16). He started in place of injured Kevin Mack but suffered a knee injury in the second half. He recorded a season-high three special teams tackles at San Francisco (10/28), then matched that total late in the year against Miami (11/25). Gainer was released by Cleveland on the final cut of 1991 and did not

GAINER, *Cont.*

play that season. The Raiders re-signed him in April, 1992. GAMES/STARTS: 1990 (16/1-Cle.), 1992 (2/0-Rai., 5/0-Dal.). Total - 23/1 (Dallas - 5/0).

**COLLEGE:** As a senior at Florida A&M, Gainer led the Mid-Eastern Athletic Conference in touchdowns with 11 to earn second-team all-conference honors. He rushed for 627 yards and nine touchdowns on 126 carries, including five runs of 40-or-more yards in 1988.

**PERSONAL:** Derrick Luther Gainer earned all-conference recognition as a running back at Plant City, FL, High School, where he was a three-year letterman. Derrick earned his degree in criminology from Florida A&M. His wife's name is Amanda.

GAINER'S NFL TOTALS

Rushing					Receiving				
Year	No.	Yds.	Avg.	Long TD	Year	No.	Yds.	Avg.	Long TD
1990 (Cle.)	30	81	2.7	9 1	1990 (Cle.)	7	85	12.1	24 0
1992 (Rai.)	2	10	5.0	6 0					
<b>Totals</b>	<b>32</b>	<b>91</b>	<b>2.8</b>	<b>9 1</b>					
<b>Playoffs</b>									
1992	11	30	2.7	9 1					



**Kenneth Gant**

SAFETY • ALBANY STATE  
 HT: 5-11 • WT: 191 • BORN: 4/18/67  
 D-9 FOR '90 • 4th YEAR



**PRO:** Kenneth Gant's role in the Cowboys defense was increased last season and he responded with many big plays after his training camp move from cornerback to safety. The additional minutes he received resulted in him making numerous key plays and helped to produce his post-big play "Shark" dance. "He's getting the opportunity to play, and he's making plays," said coach Jimmy Johnson. Gant's standout play-making as a linebacker in the pass situation defense and when Dallas went to five defensive backs included tying for the team lead in interceptions with three and tying for the lead in forced fumbles with three. He also led non-linemen in quarterback pressures with nine — the most by a non-lineman in the three season QB pressures have been recorded — and led non-starters in tackles (54), ninth overall. Gant's three sacks were more than any Dallas defensive back since Bill Bates had three in 1987. He started 1992 by earning the coaches defensive game ball for the first two games — Washington (9/7) and the N.Y. Giants (9/13). Gant's first important play of the season occurred midway of the second quarter in the Monday night opener against the Redskins when he recovered a fumble at Washington. In the third quarter, he also forced Ricky Ervins to fumble after a four-yard gain, but Ervins recovered. Gant went on to record five tackles, a fumble recovery, a forced fumble, a quarterback pressure and a tackle for a loss in the season opener. He overshadowed that performance with several momentous plays the next week against the N.Y. Giants, leading the team in tackles with a career-high 10. He had a huge tackle on the Giants' third offensive play of the day. On third-and-three, he stopped tight end Howard Cross for a one-yard gain. Dallas blocked a punt on the next play and took an early lead. Gant's first career sack came in the second quarter when he nailed Phil Simms for a nine-yard loss on third-and-four. It represented the first sack by a Dallas defensive back in 13 games. Gant, well-known for his special teams exploits, then showcased those talents by partially blocking a punt that went only 19 yards and led to a Dallas

GANT, *Cont.*


field goal. At Phoenix (9/20), Gant had nine tackles to lead the team. By now his 24 tackles for the season had already enabled him to surpass his totals (23) of the previous two seasons combined. His second sack of the season came against Seattle (10/11) in a starting assignment at strong safety. His first interception of the season came at Detroit (11/8) when he picked off an Eric Kramer pass at the Lions' 31-yard line. Gant's next interception came in Denver (12/6) at the Cowboys' 33-yard line with 1:27 left in the game and Dallas ahead 31-27. The only interception in the next game at Washington (12/13) came when Gant alertly swooped in to steal a pass that had bounced off the chest of the intended receiver. In the playoff-clinching 41-17 win in Atlanta (12/21), he forced two fumbles to set up two third-quarter Dallas TDs. In the playoffs he recorded 10 tackles, one forced fumble, one tackle for a two-yard loss, one quarterback pressure and one pass defended. Gant's special teams efforts in 1992 also included finishing second on the team with 13 special teams tackles. He earned a game ball for his special teams play at Chicago (12/27). In his first four games of the season, he was a kickoff returner. In 1991, Gant established himself as one of the NFL's premier special teams players and received some Pro Bowl consideration from his peers around the NFC. Gant led Dallas with 25 special teams tackles (18 solos) while participating in the team's third highest number of special teams plays for the season. He excelled in making the big hit on kickoff and punt coverage units, while also developing into a solid kickoff return man in the last nine games of the season. Gant played cornerback in several of the Cowboys' multiple defensive back alignments in 1991 and made his first NFL start at left corner against the Giants (11/17). He finished the year with 14 tackles from the cornerback position to go along with three passes defended. He also registered his second career interception on the last play of the first half of the Cowboys 23-14 win over New Orleans (12/8). He tied or led the team in special teams tackles in four games in 1991 while earning a game ball after the Cincinnati game (10/13) when he had four kick coverage stops. Gant forced one fumble on the punt coverage unit vs. Philadelphia on 9/15, and he recovered that Eagle miscue on the Philly 11-yard line. He returned six kickoffs for 114 yards with a long of 26 yards vs. Houston (11/10). Gant earned a roster spot as a rookie in 1990 on the strength of his fine speed and limitless potential. Playing in 12 games in 1990, he quickly learned the intricacies of becoming a productive special teams performer in the NFL. He recovered Issiac Holt's blocked punt vs. Philadelphia (10/28), setting up a fourth quarter TD that put Dallas ahead until a last minute Eagle TD pass. His first career interception came against Phoenix (12/6) setting up Dallas' final touchdown in a 41-7 Cowboy win. He played in his first league game against Tampa (10/7) and was a late season contributor to the secondary in certain passing situations. He broke up three passes and recorded seven special teams tackles. GAMES/STARTS: 1990 (12/0), 1991 (16/1), 1992 (16/4). Total - (44/5).

**COLLEGE:** A four-year starter for the Golden Rams of tiny Albany State (GA), Gant recorded 158 tackles, 14 interceptions, 17 passes defended and recovered four fumbles during his collegiate career. He also missed only one game in his Albany State career. He averaged 23.2 yards per return on his five interceptions as a senior, including one returned 46 yards for a touchdown against Morris Brown College. Gant also blocked a punt for a safety against West Virginia State.

**PERSONAL:** The third player ever drafted by the Cowboys from Albany State, Gant is the first from that school to ever play for Dallas. One of the most successful NFL players from Albany State's conference, the Southern Intercollegiate Athletic Conference, is former Cowboy great Rayfield Wright, from Fort Valley State. Kenneth Gant majored in criminal justice at Albany State. He graduated from Kathleen High School in Lakeland, FL. Gant is active in several off-season charitable pursuits. He and his wife Aris were married in April of 1992.

GANT, *Cont.*

GANT'S COWBOYS TOTALS														
Year	Tackles			Tkl/ Loss	Sacks	QB Passes		For. Fum.	Interceptions					
	Solo	Asst.	Tot.			Press.	Def.		Year	No.	Yds.	Avg.	Long	TD
1990	9	0	9	0	0	0	3	1	1990	1	26	26.0	26	0
1991	9	5	14	0	0	0	3	0	1991	1	0	0.0	0	0
1992	33	21	54	1(-5)	3	9	10	3	1992	3	19	6.3	11	0
<b>Totals</b>	<b>51</b>	<b>26</b>	<b>77</b>	<b>1(-5)</b>	<b>3</b>	<b>9</b>	<b>16</b>	<b>4</b>	<b>Totals</b>	<b>5</b>	<b>45</b>	<b>9.0</b>	<b>26</b>	<b>0</b>
Playoffs														
1991	0	2	2	0	0	0	0	0						
1992	5	5	10	1(-2)	0	1	1	1						
<b>Totals</b>	<b>5</b>	<b>7</b>	<b>12</b>	<b>1(-2)</b>	<b>0</b>	<b>1</b>	<b>1</b>	<b>1</b>						
Opponent's Fumbles Recovered														
Year	No.	Yds.	Avg.	Long	TD									
1991	1	0	0.0	0	0									
1992	1	0	0.0	0	0									
<b>Totals</b>	<b>2</b>	<b>0</b>	<b>0.0</b>	<b>0</b>	<b>0</b>									
Kickoff Returns														
Year	No.	Yds.	Avg.	Long	TD									
1991	6	114	19.0	26	0									



## John Gesek

GUARD • CAL STATE-SACRAMENTO  
 HT: 6-5 • WT: 282 • BORN: 2/18/63  
 TRADE, RAID. '90 • 7th YEAR

63

**PRO:** Over the past three seasons, John Gesek has become a cornerstone on the Cowboys offensive line, starting 47-of-the-past-49 games at right guard, including playoffs, and 48-of-52 games for his career in Dallas. In 1989, the season before his 1990 arrival, Dallas averaged 268 yards per game in total offense, including a mere 88 yard rushing. Since that time the Dallas offense has averaged 308 yards per game in total offense and 111 yards per game rushing. Last season Gesek's blocking skills allowed the Cowboys to rank fourth in the league in total offense, fifth in rushing and fifth in passing. He also helped lead Emmitt Smith to his second consecutive NFL rushing title and ten 100 yard rushing days, including three straight in the playoffs. For the second consecutive season, Gesek and the Dallas offensive line helped land four offensive skill players (Emmitt Smith, Michael Irvin, Jay Novacek and Troy Aikman) in the Pro Bowl. At Philadelphia in the fourth game of the season, Gesek experienced an offensive linemen's dream come true when he made his first NFL reception, a four-yarder, off a deflected Troy Aikman pass. Against Seattle (10/11), a 27-0 Cowboys win, Gesek made a key shutout saving tackle on an interception return by Eugene Robinson at the Cowboys 18-yard line in the third quarter. Facing the tough Philadelphia defense (11/1), which was ranked first in the NFL in yards allowed going into the game, Gesek earned a game ball from the coaching staff as his blocking helped spring Emmitt Smith for 163 yards rushing, the first 100-yard rusher against the Eagles in 53 games, a streak that dated back to Sept. 17, 1989. In 1991 he started the first 14 games of the season at right guard before suffering a sprained left ankle against New Orleans (12/8). The injury limited him to playing only during short yardage situations against Philadelphia (12/15), but he returned to the starting lineup the following week against Atlanta (12/22) and for both playoff games. For his performance against Phoenix (11/3), he received a game ball as the Cowboys rolled up 121 yards rushing in a 27-7 victory. Gesek played a key role in blocking for Smith who led the NFL in rushing in 1991 and became the first player to run for over 100 yards in the playoffs against the Chicago Bears, a record dating back to 1932 and spanning 27 games. For the season Gesek and the offensive line led Smith to eight 100 yard rushing days. Dallas acquired Gesek from the Los Angeles Raiders on September 3, 1990, for a fifth round pick in the 1990 draft. After sitting out the San Diego game (9/9), Gesek logged playing time at left guard the following week against the Giants (9/16).

GESEK, *Cont.*

His first start as a Cowboy came one week later at Washington (9/23), when he replaced an injured Crawford Ker. Against Tampa Bay (10/7), in the fifth week of the season, Gesek settled into a regular spot at right guard, and remained there 11 games. A sprained lower back against Philadelphia (12/23) forced him out of the season finale in Atlanta. Gesek, who started 23 of the 31 games he played in Los Angeles, was the Raiders starting left guard the entire 1989 season. He was replaced in 1990 by All-Pro Max Montoya, who was signed by the Raiders as a Plan B free agent. Originally drafted in the 10th round in 1987, Gesek was limited to three games due to back and knee injuries his rookie year. In 1988 he started six games, including two at center, before being placed on injured reserve the final three weeks of the season due to a knee injury. GAMES/STARTS: 1987 (3/1-Raid.), 1988 (12/6-Raid.), 1989 (16/16-Raid.), 1990 (15/12), 1991 (16/15), 1992 (16/16). Total - 78/66 (Dallas-47/43).

**COLLEGE:** As a senior at Cal. State-Sacramento, Gesek was the only returning starter on an offensive line that paved the way for 400.5 yards per game and won the Western Football Conference title. He earned all-conference honors his final two seasons after moving from defensive end to offensive tackle prior to his junior year. He tallied 34 tackles and four sacks as a sophomore. Gesek transferred to Cal. State-Sacramento after a season at Diablo Junior College.

**PERSONAL:** John Christian Gesek, Jr. (GEE-sik), starred as an offensive and defensive lineman in high school. He attended San Ramon High School in Danville, CA as a freshman and senior and went to Bellflower High School in Long Beach as a sophomore and junior. Gesek majored in physical education at Cal. State-Sacramento. Gesek and his wife Gina have two children, Tanner (1/30/91) and Presley (6/18/93).



## Kevin Gogan

GUARD • WASHINGTON  
HT: 6-7 • WT: 319 • BORN: 11/2/64  
D-8 FOR '87 • 7th YEAR



**PRO:** Although Kevin Gogan relinquished his 1991 position as a starter in the Cowboys offensive line, he came through in 1992 as a solid contributor in a valuable reserve role that even included duty as a third tight end in short-yardage situations. Gogan has always been considered to be one of the Cowboys' most versatile offensive linemen. He went from starting left guard — a position he held all of 1991 — on July 26, 1992 to a backup role when Nate Newton was switched from right tackle to make room in the starting unit for Erik Williams. Gogan, who played some at left guard in the fourth quarter against Phoenix (9/20), replaced an injured Newton in the fourth quarter at Philadelphia (10/5). Additional fourth-quarter work at right guard was forthcoming against Seattle (10/11) and at Atlanta (12/21). Gogan's only starting assignment of 1992 came at left guard in the season finale against Chicago (12/27) in place of an injured Newton. His most productive NFL season came in 1991, when he returned to the starting lineup — at a new position. A starter at right tackle for virtually all of 1987, '88 and '89, Gogan became entrenched at left guard in 1991 and started the entire regular season at the new position. His efforts helped Emmitt Smith lead the NFL in rushing with 1,563 yards, while also providing the pass protection that enabled Michael Irvin to lead the league in receiving yards with 1,523. The Cowboys offensive line was one of the team's most dramatically improved areas in 1991, and the unheralded unit permitted two-sacks-or-less in 11 of the 16 regular season games, while surrendering one sack-or-less on eight different occasions. Since the start of the 1989 season, he has started games at both

GOGAN, *Cont.*

tackle positions and at both guard spots. In 1990, he earned four starting assignments — three at left tackle — in place of the injured Mark Tuinei and one at right guard in the season's final game at Atlanta. Prior to the 1990 season, he had been the Cowboys' starting right tackle since early in his rookie year, starting 38 of the 42 games leading into 1990. The former eighth-round draft choice was thrust into the starting lineup as a rookie in 1987 when Phil Pozderac suddenly retired after the players' strike. His very first opponent was Philadelphia All-Pro left end Reggie White, and Gogan made a good showing against White in his starting debut. Gogan is generally considered to be one of the offensive line's most gifted natural athletes, and his athletic ability is displayed on the racquetball court, where he is regarded as one of the team's best players. **GAMES/STARTS:** 1987 (11/10), 1988 (15/15), 1989 (13/13), 1990 (16/4), 1991 (16/16), 1992 (16/1). Total — 87/59.

**COLLEGE:** Gogan was a three-year starter for Washington at right tackle and teammate of Cowboys quarterback Hugh Millen. He earned honorable mention All-PAC 10 honors as a junior. He was an honorable mention All-America and second-team All-PAC 10 pick his senior year when he served as a team co-captain. Kevin played in the 1987 Hula Bowl.

**PERSONAL:** Born in Pacifica, CA, Kevin Patrick Gogan led Sacred Heart High School in San Francisco to two city championships as an offensive and defensive tackle. He also was an outstanding baseball catcher and first baseman. Kevin is an avid bass fisherman and one of the Cowboys' lockerroom comic wits. He has four dogs, including a prized Newfoundland which has been quite successful in a handful of regional show competitions. Kevin and his wife Heather have two children, Hannah (3/27/91) and Zoe (2/10/93).



## Charles Haley

DEFENSIVE END • JAMES MADISON  
HT: 6-5 • WT: 245 • BORN: 1/6/64  
TRADE, SAN FRANCISCO, '92 • 8th Year



**PRO:** Charles Haley's presence on the Dallas roster made an immediate impact on the Cowboys' pass rush, and went a long way toward helping the team lead the NFL in total defense in 1992. The three-time Pro Bowler was acquired in a preseason trade from San Francisco on 8/27/92. Haley is widely recognized as one of the NFL's premier pass rushers. His insertion into the Dallas line-up at right end helped Dallas move from a pass defense ranking of 23rd in the NFL in 1991 to No. 5 in 1992. Haley's tremendous speed and quickness from the outside also enabled the Cowboys' to lead the entire NFL in shutting down opponents on third down conversion attempts. Dallas held opposing offenses to a success rate of just 27.2% on third down conversion attempts. Although he did not lead the team in sacks in 1992, Haley registered a team-high 42 quarterback pressures, a figure that more than doubled his closest teammates Leon Lett (19) and Tony Tolbert (19). The pass blocking attention drawn by Haley opened several other rushing lanes for his Dallas teammates. Haley finished the season ranked third on the team in sacks with six, behind Jim Jeffcoat (10.5) and Tony Tolbert (8.5). He started 13 of the 15 games in which he played in '92, missing the game at Phoenix (11/22) with a groin injury. He picked up his first start as a Cowboy against the Giants (9/13) after collecting his first Dallas sack, and forcing a fumble, the previous Monday night against Washington (9/7). Haley had a pair of sacks at Denver (12/6) and Washington (12/13) last year. He had a season-high seven quarterback pressures in the playoff win over Philadelphia (1/10), and his single game high for tackles

**HALEY, Cont.**

(6) came in the Super Bowl. Prior to joining Dallas, Haley led or tied for the team lead in sacks for the 49ers each season since coming into the league in 1986. Playing right outside linebacker in the 49ers' 3-4 defense, Haley opened the 1991 season with a sack in each of the first two games then a season-high seven tackles against Minnesota (9/15) in the third game. Later in the year in Philadelphia (10/27), he again recorded seven tackles while also tying his career high for sacks with three. A left hamstring injury, suffered at New Orleans (11/10), forced him to miss the Phoenix game (11/17). Haley played in passing situation against the Rams (11/25) but re-aggravated the injury the next week against the Saints and sat out the Seattle contest (12/8). He was voted to his second straight Pro Bowl following the season. In 1990, Haley led the NFC and finished third in the NFL with 16 sacks to earn a starting spot at right outside linebacker in the Pro Bowl. He recorded four multiple-sack games that season, including 11 tackles, two sacks, a pass defended and a forced fumble against Houston (10/7) to earn NFC Defensive Player of the Week honors. Haley also had two sacks against Pittsburgh in October to boost him to NFC Player of the Month recognition. Haley registered his only career blocked kick by batting down a field goal against Washington (9/16). In 1989, Haley led the 49ers in forced fumbles with three and tied for the team lead in sacks with 11½. He recorded a team-high 11 tackles, tied his career high with three sacks, batted down a pass and forced a fumble against the N.Y. Jets (10/29). Two weeks later he returned a fumble three yards for a touchdown vs. Atlanta (11/12). In the 1988 season opener against New Orleans (9/4), Haley set up the winning field goal with a fumble recovery. Against Chicago (10/24) he had his first three-sack game, including one for a safety. He went on to earn NFC Defensive Player of the Month honors for October and was named to his first Pro Bowl in December. Selected in the fourth round by San Francisco in 1986, Haley led the 49ers that season in sacks with 12, the most ever by a San Francisco rookie. He also led all rookies in the NFC and was second in the NFL among rookies in sacks in 1986. Against Atlanta (10/19) Haley recorded his first NFL interception. GAMES/STARTS: 1986 (16/1-S.F.), 1987 (12/2-S.F.), 1988 (16/14-S.F.), 1989 (16/16-S.F.), 1990 (16/16-S.F.), 1991 (14/14-S.F.), 1992 (15/13). Total - 105/76 (Dallas - 15/13).

**COLLEGE:** Haley led the team with 130-or-more tackles in each of his final three seasons at James Madison. As a senior he earned Division II All-America recognition. While never missing a game in his collegiate career, Haley posted career numbers of 506 tackles, 17 sacks, two forced fumbles and three interceptions.


**PERSONAL:** Charles Lewis Haley starred in football, basketball and track at William Campbell High School in Naruna, Va. He and wife Karen have two children Princess Kay (11/18/88) and Charles, Jr. (10/12/90).

**HALEY'S NFL TOTALS**

Year	Tackles			Tkl/ Loss	Sacks	QB Press.	Passes Def.	For. Fum.
	Solo	Ast.	Tot.					
1986 (S.F.)	49	10	59	- 12	-	-	3	4
1987 (S.F.)	21	4	25	- 6½	-	-	3	1
1988 (S.F.)	50	19	69	- 11½	-	-	4	1
1989 (S.F.)	43	14	57	- 10½	-	-	6	3
1990 (S.F.)	52	6	58	- 16	-	-	9	3
1991 (S.F.)	46	7	53	-	-	-	6	2
1992	21	18	39	2(-3)	6	42	2	2
<b>Totals</b>	<b>282</b>	<b>78</b>	<b>350</b>	<b>2(-3)</b>	<b>69½</b>	<b>42</b>	<b>33</b>	<b>16</b>
<b>Playoffs</b>								
1986 (S.F.)	2	1	3	- 1	-	-	0	0
1987 (S.F.)	1	1	2	- 1	-	-	0	0
1988 (S.F.)	15	1	16	- 3½	-	-	1	0
1989 (S.F.)	5	1	6	- 1	-	-	2	0
1990 (S.F.)	5	1	6	- 1	-	-	2	0
1992	9	2	11	1(-4)	1	15	2	1
<b>Totals</b>	<b>37</b>	<b>7</b>	<b>44</b>	<b>1(-4)</b>	<b>8½</b>	<b>15</b>	<b>7</b>	<b>1</b>

Year	Interceptions				
	No.	Yds.	Avg.	Long	TD
1986 (S.F.)	1	8	8.0	8	0
<b>Opponent's Fumbles Recovered</b>					
Year	No.	Yds.	Avg.	LG	TD
1986 (S.F.)	1	0	0.0	0	0
1988 (S.F.)	2	0	0.0	0	0
1989 (S.F.)	1	3	3.0	3t	1
1990 (S.F.)	1	0	0.0	0	0
1991 (S.F.)	1	3	3.0	3	0
<b>Totals</b>	<b>6</b>	<b>6</b>	<b>1.0</b>	<b>3t</b>	<b>1</b>
<b>Playoffs</b>					
1988 (S.F.)	1	0	0.0	0	0





## Alvin Harper

WIDE RECEIVER • TENNESSEE  
 HT: 6-3 • WT: 207 • BORN: 7/6/67  
 D-1B FOR '91 • 3rd Year



**PRO:** In only his second season as a professional, and his first full year as a starter, Alvin Harper made a lasting impression on the Dallas fans — and the Cowboys' opponents — with his flair for the spectacular catch and the big play. Thus far in his brief career, Harper's receptions have not always been plentiful, but a great many of his catches have been very memorable. In last year's NFC Championship Game, Harper made a pair of receptions that characterized his ability to shape the outcome of a game with just one or two big catches. In San Francisco (1/17), he made a leaping 38-yard reception, snatching the ball away from a 49er defender and setting up a Dallas TD on the opening drive of the second half. The ensuing score gave the Cowboys a 17-10 lead they would not relinquish. Later in the game's waning moments, Harper ran a quick post route, took the pass from Aikman, and sprinted 70 yards toward the San Francisco goal line, setting up a Dallas TD that would crush all 49er hopes and vault the Cowboys into the Super Bowl. He carried on his flair for the dramatic two weeks later with a 45 yard scoring reception in Super Bowl XXVII that gave Dallas a (38-17) lead in the fourth quarter and vanished any Bills' hopes of a comeback. During the 1992 season, Harper finished the year ranked fourth on the team in receptions with 35. He fell in behind Pro Bowlers Michael Irvin (78), Jay Novacek (his 68 catches led all NFL tight ends) and Emmitt Smith (whose 59 receptions were tops among NFC running backs). Harper's yards-per-catch average of 16.1 was second best only to Irvin's 17.9. Of the 86 players in the NFL who had 35-or-more catches in 1992, only seven had a higher yards-per-reception average than Harper. In last year's Phoenix game (11/22), Harper caught a career-high five passes for 88 yards and a touchdown that sealed the 16-10 victory. He collected his regular season career-long reception at the Raiders last year (10/25), snagging a 52-yarder from Troy Aikman. He also added touchdown receptions vs. Washington (9/7), Phoenix (11/22), the Giants (11/26) and Atlanta (12/21). Nearly one fourth (8 of 35) of his receptions in '92 were made on third down. For his career, 15 of his 55 catches have been of 20 yards-or-more. In his five career post season games, Harper has averaged 28.9 yards per catch (12 receptions for 347 yards), which far exceeds the current NFL record held by Willie Gault (23.7), although 20 playoff catches are required to qualify. As a rookie in 1991, he started five games and finished the year ranked fifth on the team in receptions with 20 catches for 326 yards. When the Cowboys began their '91 regular-season home slate on Monday night against Washington (9/9), Harper made his first pro catch, a 29-yarder to set up a field goal that gave Dallas a 24-23 lead late in the third quarter. He suffered a jammed neck after a 23-yard catch against the Giants (9/29) and was forced to sit out the next game against Green Bay (10/6). After moving into the starting lineup in the ninth game of the year, Harper caught 17 passes for 263 yards over the final half of the regular season. Against Phoenix (11/3) in his first NFL start, Harper caught a 37-yard pass at the Cardinals' six-yard line to set up a touchdown and kept alive a drive to a fourth-quarter field goal with a 15-yard third-down grab for a first down. In Dallas' big win over the eventual Super Bowl Champion Redskins at RFK (11/24), Harper caught a 39-yard pass on the Cowboys' first offensive play then, on fourth down at the end of the first half, out jumped a crowd of Redskins in the endzone to snare a 34-yard touchdown pass, his first in the NFL. Harper finished the day with a season-high 101 yards

HARPER, *Cont.*


receiving. Including the Washington game, Harper made four catches on third or fourth down to give Dallas a first down during the Cowboys' five-game winning streak to end the season and land a playoff berth. In two postseason games Harper averaged a team-high 20.6 yards on seven catches, including a team playoff-long 45-yard catch at Chicago (12/29). He finished his rookie season with four catches of 34-or-more yards. Selected with the 12th overall choice, Harper was the second wide receiver (Herman Moore, Detroit), taken in the 1991 draft. Of the six Tennessee wide receivers picked in the first round since 1977, only Anthony Hancock, who was the 11th overall pick in 1982, was taken higher than Harper. GAMES/STARTS: 1991 (15/5), 1992 (16/13). Total - (31/18).

**COLLEGE:** A two-time All Southeastern Conference pick, Harper set a school mark for touchdown receptions in a season with eight in 1990 and tied the career touchdown catch record held by Tim McGee of 16. He finished his career fifth on the Volunteers' all-time receiving list with 102 catches. In his first collegiate start he caught a team-record 12 passes against Washington State in 1988. Against Auburn his senior year, Harper made an 82-yard touchdown grab, the third longest in school history.

**PERSONAL:** Alvin Craig Harper earned All-America honors at Frostproof, FL, High School, where he also set the Florida state high jump record with a leap of 7'1". He earned his degree in psychology at Tennessee. Harper won the high jump title at the 1989 SEC Indoor Meet with a personal-best of 7'2½". He also competed in the 400-meter dash and anchored the 4 x 100 and 4 x 400-meter relay teams. His brother, Willie, was a teammate at Florida A&M of Cowboys tackle Nate Newton. Alvin's brothers, Bobbie and Roosevelt, played basketball at Florida A&M.

## HARPER'S COWBOYS TOTALS

Rushing					Receiving				
Year	No.	Yds.	Avg.	Long TD	Year	No.	Yds.	Avg.	Long TD
Playoffs					1991	20	326	16.3	39 1
1992	1	3	3.0	3 0	1992	35	562	16.1	52 4
<b>Single-Game Career Highs</b>					<b>Totals</b>	55	888	16.2	52 5
Recpt. — 5, @ Phoe., 11/22/92					<b>Playoffs</b>				
Yds. Rec. — 117, @ S.F., 1/17/93					1991	7	144	20.6	45 0
Lg. Rcpt. — 70 @ S.F., 1/17/93					1992	5	203	40.6	70 1
TD Rcpt. — 1 five times, last @ Atl., 12/21/92					<b>Totals</b>	12	347	28.9	70 1



## Dale Hellestrae

GUARD/CENTER • SMU  
HT: 6-5 • WT: 283 • BORN: 7/11/62  
TRADE, RAID. '90 • 9th YEAR



**PRO:** An often overlooked assignment on the football field, and one that usually goes unnoticed as long as nothing goes amiss, is the task of the deep snapper. Dale Hellestrae is highly valued by the Cowboys because of his consistently effective snapping style displayed in every Dallas game over the past three seasons. "Dale's one of the best in the league," says coach Jimmy Johnson, who has devoted a roster spot primarily for Hellestrae's deep snapping skills. His 1992 efforts included earning a special teams game ball for the 20-10 Philadelphia win (11/1). With Hellestrae at center, the Cowboys special teams have flourished. In 1992 kicker Lin Elliott had the most points (119) by an NFL rookie in seven years, and punter Mike Saxon extended his regular-season string of consecutive punts without a block to 204. Hellestrae, a backup center/guard, saw his only duty with the offensive unit when he

HELLESTRAE, *Cont.*

played some at right guard against Chicago (12/27). In 1991, he saw considerable action at center against Atlanta (12/22) when Mark Stepnoski was injured in the first half, playing an important role in Dallas' 31-27 come-from-behind victory. Hellestrae was acquired from the Los Angeles Raiders August 20, 1990, for the Cowboys' seventh-round draft choice in 1991. After struggling through training camp and the preseason trying to find a quality deep snapper, the Cowboys made the trade following the preseason game with the Raiders (8/18). Hellestrae, who has played every position on the offensive line during his pro career, backed up at both guard and center in 1990, while also deep snapping. He was signed as a Plan B free agent by the Raiders in February of 1989 after four seasons with Buffalo but spent the 1989 season on injured reserve after breaking his leg in training camp. Hellestrae had his most productive year in 1988 when he started at right guard the final two games of the season and in the Bills' two playoff games, including the AFC Championship Game against Cincinnati. Drafted in the fourth round by Buffalo in 1985, Hellestrae missed the final 12 games of his rookie year with a broken thumb. He played in the first two games of 1986 before a broken wrist forced him to miss the next eight games. Hellestrae missed the 1987 season due to a hip injury. GAMES/STARTS: 1985 (4/0-Buff.), 1986 (8/0-Buff.), 1987 (IR-Buff.), 1988 (16/2-Buff.), 1989 (IR-Raid.), 1990 (16/0), 1991 (16/0), 1992 (16/0). Total 76/2 (Dallas-48/0).

**COLLEGE:** A four-year letterman and two-year starter for Southern Methodist University, Hellestrae earned All-Southwest Conference honors as a senior in 1984. The Mustangs tallied a 41-5-1 record during his stint there and participated in the Cotton, Sun and Aloha Bowls. While at SMU, he played his college home games in Texas Stadium.

**PERSONAL:** Dale Robert Hellestrae (HELL-u-stray) was an all-state pick at Saguaro High School in Scottsdale, AZ. He spent one year at the Marine Military Academy in Harlingen, TX, after high school. Dale earned his degree in business administration from SMU and now owns and operates a Cookie Bouquet franchise in Phoenix. He and his wife Brooke have a daughter, Hillary (2/17/92).



## Chad Hennings

DEFENSIVE END • AIR FORCE  
HT: 6-6 • WT: 272 • BORN: 10/20/65  
D-11 FOR '88 • 2nd YEAR



**PRO:** It was just a routine scrimmage in training camp last year that brought the Cowboys and Houston Oilers together in San Antonio's Alamo Stadium, but for Chad Hennings it was an excellent start to the re-birth of his football career. Hennings, the Outland Trophy winner as a senior at the Air Force Academy, had been away from football while serving a four-year Air Force commitment. His return was accomplished with a flourish as he registered three sacks in the July 25 scrimmage. The display gave coach Jimmy Johnson reason to be hopeful about the future of the promising defensive lineman. "Chad Hennings, with his perseverance showed he can rush the passer," he said. "I can see why he won the Outland Trophy." Hennings opened last year's preseason schedule with a starting assignment at left defensive end against Houston (8/2). After starting the first two preseason games at left end in place of unsigned veteran Jim Jeffcoat, he moved to tackle. Then with seven veteran linemen on the roster, Hennings was moved further down the depth chart to start the regular season. He was de-activated for the first five games and was in uniform for Kansas City (10/18) but did not play. Following his de-activation for

HENNINGS, *Cont.*


the Raiders (10/25) and Philadelphia (11/1), Hennings went to Johnson and sought out an opportunity to play on special teams. That request provided him with his first opportunity to play in a meaningful game in five years. At Detroit (11/8), he played on special teams as the wedge buster, the player required to disrupt the middle of the return team's blocking scheme. Hennings supplied a couple of big hits on the way to tying for the team lead in special teams tackles that day. He also played some at defensive tackle against Detroit. He appeared some at defensive end against the Cardinals (11/22), Giants (11/26), Eagles (1/10) and Buffalo (1/31) in Super Bowl XXVII. Hennings was on the special teams in each of the last eight regular season games, earning a game ball after tying for the team lead in special teams tackles at Denver (12/6). In only eight games, he had 10 special teams tackles. He had three additional tackles in postseason games. Hennings joined Dallas in June, 1992, after the Pentagon shortened the duty time required for those who attended various academies. He followed the same path to the National Football League as former Cowboys Hall of Fame quarterback Roger Staubach, who joined Dallas in 1969 as a 27-year-old rookie after a four-year hitch in the Navy. GAMES/STARTS: (8/0).

**COLLEGE:** The 1987 All-America and Outland Trophy winner at the Air Force Academy, Hennings set a Western Athletic Conference record with 24 sacks to earn WAC Defensive Player of the Year honors. As a senior against Wyoming in the season opener, Hennings had seven tackles, three sacks, one fumble recovery, one forced fumble and three batted passes, including one that was intercepted.

**PERSONAL:** As a pilot of the A-10 tankbuster (also known as the "Warthog"), Hennings was stationed in London the past two years preceding his arrival in Dallas. In the final days of the Gulf War, he escorted the planes that dropped supplies to the Kurds in northern Iraq and southern Turkey as part of "Operation Provide Comfort." He underwent pilot training at Sheppard Air Force Base in Wichita Falls, TX, approximately 100 miles northwest of Dallas. He is a native of tiny Elberton, IA (pop. 150), where he grew up on a 900-acre farm. He was a two-time all-state football player and state-champion wrestler at Brenton Community High School. A former member of the 4-H Club and Future Farmers of America, Hennings earned his degree in management at the Air Force Academy. His wife's name is Tammy.

HENNINGS' COWBOYS TOTALS

Year	Solo	Tackles		Tkl/ Loss	Sacks	QB Passes		For. Fum.
		Ast.	Tot.			Press.	Def.	
1992	1	1	2	0	0	0	0	0
Playoffs								
1992	0	0	0	0	0	1	0	0



**Tony Hill**

DEFENSIVE END • TENNESSEE-CHATTANOOGA  
HT: 6-6 • WT: 255 • BORN: 10/23/68  
D-4C FOR '91 • 3rd YEAR



**PRO:** Tony Hill has shown signs of becoming a strong contributor at defensive end since joining Dallas as a fourth round draft choice in 1991. But injuries have marred his bid to lock up a permanent role for the Cowboys. Hill had a solid training camp and preseason last year with nine tackles, two sacks, two quarterback pressures, one pass defensed and a forced fumble. Then he was slowed by a right hamstring


HILL, Cont.

injury that forced him onto the injured reserve list on September 8 and eventually sidelined him for the last 10 games of the season. Hill was activated on September 28 and played some at right tackle in passing situation against Philadelphia (10/5), when he logged his only tackle, and against Seattle (10/11). He suffered a strained right hamstring on kickoff coverage in the fourth quarter against Philadelphia (11/1) and missed the remainder of the season. Hill contributed two tackles on special teams. In his first game as a pro in Dallas' 1991 preseason opener, he had three tackles, a sack, a quarterback pressure, forced a fumble and recovered a fumble. He led the Cowboys in tackles and sacks and tied for the team lead in tackles for a loss in the '91 preseason to earn a roster spot playing left end in passing situations. However, in the season opener at Cleveland (9/1), Hill re-aggravated a left shoulder problem from his senior year in college and was placed on injured reserve on September 14. He was re-activated prior to the Houston game (11/10). Then, in the two playoff games, he recorded two tackles, a tackle for a loss, a pass defended and recovered a fumble. Against Chicago (12/29), Hill smothered a loose ball at the Dallas 49-yard line to end the Bears' first series and batted down a pass in the fourth quarter. He is the second highest draft choice, 108th overall, in Tennessee-Chattanooga history to tight end Travis McNeal, who was taken by Seattle with the 101st pick in 1989. The only other former Moccasin to play for the Cowboys was defensive back Bill Butler in 1960. GAMES/STARTS: 1991 (8/0), 1992 (7/0). Total — (15/0).

**COLLEGE:** During his final three seasons at Tenn.-Chattanooga, Hill recorded 187 tackles, 30 tackles for loss, 13 sacks, broke up seven passes and blocked six kicks. Despite being slowed by strep throat early in the season and an injured left shoulder late in the year, Hill was named All-Southern Conference as a senior. In 1989 he led the Moccasins in sacks to earn second-team all-conference honors.

**PERSONAL:** After starring at Warren County High School in Camak, GA, Antonio LaVosia Hill played in the Florida-Georgia and the North-South all-star games. A second-team all-state pick in basketball, Hill also was recruited for his hoops skills. As a high school senior he captured the state shot put title and finished fourth in the high jump. Hill placed third in Georgia in the discus his junior year. He majored in criminal justice at Tenn.-Chattanooga.

HILL'S COWBOYS TOTALS									
Year	Solo	Tackles		Tkl/ Loss	Sacks	QB Press.	Passes Def.	For. Fum.	
		Ast.	Tot.						
1991	2	0	2	0	0	2	0	0	
1992	0	1	1	0	0	0	1	0	
<b>Totals</b>	<b>2</b>	<b>1</b>	<b>3</b>	<b>0</b>	<b>0</b>	<b>2</b>	<b>1</b>	<b>0</b>	
<b>Playoffs</b>									
1991	2	0	2	1(-1)	0	0	1	0	
<b>Opponents' Fumbles Recovered</b>									
<b>Playoffs</b>				<b>No.</b>	<b>Yds.</b>	<b>Avg.</b>	<b>Long</b>	<b>TD</b>	
1991				1	0	0.0	0	0	



Clayton Holmes

CORNERBACK • CARSON-NEWMAN  
HT: 5-10 • WT: 181 • BORN: 8/23/69  
D-3A FOR '92 • 2nd YEAR



**PRO:** After getting minimal playing time at cornerback or in the nickel defense as a rookie in the regular season, Clayton Holmes made the most of his activity in the fourth quarter of Super Bowl XXVII. He recorded three tackles on Buffalo's last possession



IRVIN, *Cont.*

ances in Dallas' history with 1,523 yards in 1991 and 1,396 yards in 1992. He has also turned in the top two single season totals for receptions with 93 in 1991 and 78 in 1992. In a mark that spans both seasons, he established a new team record for consecutive games of owning, or sharing, the team lead for receptions with eight straight games. Irvin's consistent ability to produce big numbers has him climbing the Cowboys career receiving charts with tremendous acceleration following his two Pro Bowl seasons in 1991 and 1992. After just five years in the league, he has already moved into third place on the Cowboys' list of career 100-yard receiving games with 19 — Tony Hill holds the record with 26. He is also third on the Cowboys career yards-per-catch list with an average of 17.5 (Bob Hayes, 20.0). Irvin moved into fifth place on the Dallas career receiving yardage list last fall (4,364), and he currently stands eighth on the Cowboys' lifetime reception chart with 249. In 1992 he finished second in the NFL in receiving yardage and seventh in receptions, while topping all the league's leading receivers with a yards per catch average of 17.9 (minimum of 55 catches). He added six more 100-yard receiving games during the regular season, and the highlight of those outings was a career high performance of 210 yards on eight catches (three TDs) vs. Phoenix (9/20). In that Cardinal game, Irvin registered touchdown receptions of 41, 4 and a career-best 87 yards (fourth longest in club history). He tied his own team record for consecutive 100-yard games (three) in games three, four and five against Phoenix (210 yards), Philadelphia (105) and Seattle (113), while topping the century mark at Detroit (114 on 11/8), at home against the Rams (168 on 11/15) and at Washington (105 on 12/13). He recorded six catches in each of the three post season playoff games (18 total playoff receptions for 288 yards), and topped the year off with 114 yards and a pair of first half TD receptions in Super Bowl XXVII. He averaged better than 20 yards per catch in five of Dallas' 16 regular season games, and led the team in TD catches (7) in 1992 for the third straight season. He currently has a streak of 33 straight regular season games with at least one reception. In 1991, Irvin enjoyed one of the great receiving years in league history en route to earning consensus All-Pro recognition. The NFL Alumni Wide Receiver of the Year set new team season standards for receiving yards (a league leading 1,523 yards), and in doing so, he had the sixth highest receiving yardage total in NFL history. Irvin finished second in the NFL in receptions (93), a figure that is now the eighth best performance in league history. In addition Irvin set club marks for 100-yard receiving games in a season with seven, tied the Cowboys' record for consecutive 100-yard receiving games with three and caught a career-high eight touchdown passes, the most by a Cowboys player since 1985. In two postseason games, he led Dallas with nine catches for 167 Yards. The first Cowboys wide receiver to play in the Pro Bowl since Drew Pearson in 1977, Irvin caught eight passes for 125 yards and a touchdown to earn most valuable player honors. More important than big numbers and accolades to Irvin were the clutch catches and wins. His most significant catches were against the NFL's best cornerbacks during the Cowboys' five-game winning streak to end the season and land a playoff berth for the first time since 1985. During that span Irvin caught 37 passes, including 11 on third or fourth down for a first down, for 649 yards and four touchdowns. Against Washington (11/24) at RFK, Irvin caught nine passes for 130 yards and one score working mainly against Darrell Green. He caught a 23-yard touchdown pass early in the final quarter then made a 13-yard grab on third-and-nine late in the game to keep alive Dallas' drive to the game-winning field goal. Four days later vs. Pittsburgh (11/28) and Rod Woodson, Irvin snared eight balls

*IRVIN, Cont.*

for 157 yards and a touchdown and was a big factor in the 10-point winning margin. After accounting for 34 yards in the 40-yard drive to a field goal early in the fourth quarter, on the Cowboys' next series, he scored on a career-long 66-yard catch that saw him change his route to avoid double coverage and break Woodson's tackle near the 10-yard line. Irvin's 29-yard catch on third-and-10 early in the fourth quarter against New Orleans (12/8) gave him team season records for catches and receiving yards, and maintained Dallas' drive to the game-winning field goal. In Philadelphia (12/15) against a secondary led by Eric Allen, Irvin brought in five passes for 92 yards and one touchdown. Midway through the fourth quarter vs. the Eagles, he caught a 36-yard pass to set up his four-yard touchdown catch that gave Dallas a 22-13 lead. In the season finale against a Falcons' squad with cornerback Deion Sanders, Irvin had a single-game career-high for catches with 10 and turned in his second best career yardage day with 169 to earn NFC Offensive Player of the Week honors. Irvin caught a 58-yard touchdown pass on the game's first series and had five third-down catches that led to first downs, including two that sustained touchdown scoring drives. In 1990 Irvin battled back from a torn anterior cruciate ligament in his right knee, which forced him to miss 14 games (last 10 in 1989, first 4 in 1990), to lead Dallas in yards per catch and record the team's longest reception. His 20.7 yard average was the highest by a Cowboys player since 1981 when Butch Johnson gained 22.1 yards per catch. Irvin, who scored on every fourth catch in 1990, made some key plays after returning to the active roster on October 9. He caught his first two passes of the season, including a 28-yard touchdown with 23 seconds left, in the Cowboys' game-winning drive against Tampa Bay (10/21). Irvin returned to the starting lineup against San Francisco (11/11) and was a vital part of the club's march to four straight wins. Against the Rams (11/18) he caught touchdown passes of 61 and 10 yards, the Cowboys' first multiple TD catch game since Irvin snared a career-high three scoring passes at Washington as a rookie. On the drive to the deciding touchdown over New Orleans (12/2), Irvin made a 24-yard reception. Against Phoenix (12/16) he grabbed a 41-yard pass to set up Dallas' first touchdown and a 39-yarder to set up his eight-yard touchdown catch. In 1989 Irvin was on a pace to 69 catches for 1,008 yards and leading the team in receiving yards and touchdown catches before suffering a season-ending knee injury against San Francisco (10/15). In 1988 Irvin, whose 20.4-yards-per-catch average led the NFC, became the first Cowboys rookie to start a season-opener at wide receiver since Bob Hayes in 1965. After missing two games due to a sprained ankle, Irvin caught six passes for 149 yards and three touchdowns at Washington (12/11) his rookie year. He was the 11th player selected and third wide receiver chosen, after Sterling Sharpe (Green Bay) and Tim Brown (Raiders), in the 1988 draft. GAMES/STARTS: 1988 (14/10), 1989 (6/6), 1990 (12/7), 1991 (16/16), 1992 (16/14). Total - 64/53.

**COLLEGE:** In just three seasons as a starter, Irvin set Miami career records for catches (143), receiving yards (2,423) and touchdown receptions (26). His 11 touchdown catches in 1986 also is a Hurricanes' record. In Miami's 1987 national championship season, Michael caught touchdown passes of 26 and 73 yards in the fourth quarter to hand No. 2-ranked Florida State its only loss and the game-winning touchdown in the Orange Bowl win over Oklahoma.

**PERSONAL:** A native of Fort Lauderdale, FL, Michael Jerome Irvin earned all-state honors at St. Thomas Aquinas High School. Also a fine basketball



THE PLAYERS

IRVIN, Cont.

player, Irvin won several slam dunk contests in the Florida area while in college. Michael comes from a family of 17 children and grew up within three miles of fellow NFL stars Lorenzo White and the Blades brothers, Bennie and Brian. Irvin, who earned his degree in business management from Miami, appears in "Stay In School" posters sponsored by the Dallas All-Sports Association. He is the host of the Michael Irvin Show, a weekly television show that runs throughout the football season. He and wife Sandy live in Carrollton, TX.

IRVIN'S COWBOYS TOTALS


Receiving					Rushing						
Year	No.	Yds.	Avg.	Long	TD	Year	No.	Yds.	Long	TD	
1988	32	654	20.4	611	5	1988	1	2	2.0	2	0
1989	26	378	14.5	651	2	1989	1	6	6.0	6	0
1990	20	413	20.7	611	5	1992	1	-9	-9.0	-9	0
1991	93	1,523	16.4	661	8	Totals	3	-1	0.0	6	0
1992	78	1,396	17.9	871	7						
Totals	249	4,364	17.5	871	27						

SINGLE-GAME CAREER HIGHS				
Recpt. - 10 vs. Atl., 12/22/91				
Yds. Rec. - 210 vs. Phoe., 9/20/92				
Avg. Rec. - 26.3 vs. Phoe., 9/20/92				
@ Phil., 10/5/92				
Lg. Rcpt. - 871 vs. Phoe., 9/20/92				
TD Rcpt. - 3 vs. Phoe., 9/20/92				
@ Was., 12/11/88				

IRVIN'S GAME-BY-GAME

1988					1991				
	Rec.	Yds.	Lg	TD		Rec.	Yds.	Lg	TD
L-@Pittsburgh 9/4	3	73	351	1	W-@Cleveland 9/1	9	123	23	1
W-@Phoenix 9/12	1	47	47	0	L-Washington 9/9	4	44	21	1
L-N.Y. Giants 9/18	6	96	36	0	L-Philadelphia 9/15	1	4	4	0
W-Atlanta 9/25	1	12	12	0	W-@Phoenix 9/22	3	68	26	0
L-@New Orleans 10/3	1	19	19	0	W-N.Y. Giants 9/29	6	91	30	1
L-@Philadelphia 10/23	0	0	0	0	W-@Green Bay 10/6	5	69	19	0
L-Phoenix 10/30	0	0	0	0	W-Cincinnati 10/13	6	148	61	0
L-@N.Y. Giants 11/16	3	28	12	1	L-@Detroit 10/27	8	143	22	0
L-Minnesota 11/13	2	42	28	0	W-Phoenix 11/3	4	52	25	0
L-Cincinnati 11/20	4	94	31	0	L-@Houston 11/10	7	84	20	1
L-Houston 11/24	1	22	22	0	L-@N.Y. Giants 11/17	3	48	22	0
L-@Cleveland 12/4	2	37	19	0	W-@Washington 11/24	9	130	231	1
W-@Washington 12/11	6	149	611	3	W-Pittsburgh 11/28	8	157	661	1
L-Philadelphia 12/18	2	35	18	0	W-New Orleans 12/8	5	101	29	0
					W-@Philadelphia 12/15	5	92	36	1
					W-Atlanta 12/22	10	169	581	1
1989					Playoffs				
L-@New Orleans 9/10	4	53	19	0	W-@Chicago 12/29	4	83	25	0
L-@Atlanta 9/17	5	115	65	1	L-@Detroit 1/5/92	5	84	18	0
L-Washington 9/24	5	78	36	0					
L-N.Y. Giants 10/1	0	0	0	0	1992				
L-@Green Bay 10/8	6	72	22	1	W-Washington 9/7	5	89	29	0
L-San Francisco 10/15	6	60	13	0	W-@N.Y. Giants 9/13	4	73	271	1
					W-Phoenix 9/20	8	210	871	3
					L-@Philadelphia 10/5	4	105	59	0
					W-Seattle 10/11	6	113	24	0
					W-Kansas City 10/18	6	84	22	0
					W-@L.A. Raiders 10/25	3	54	26	0
					W-Philadelphia 11/1	2	29	21	0
					W-@Detroit 11/8	5	114	57	1
					L-L.A. Rams 11/15	8	168	49	0
					W-@Phoenix 11/22	1	18	18	0
					W-N.Y. Giants 11/26	4	37	21	0
					W-@Denver 12/6	6	62	15	2
					L-@Washington 12/13	5	105	40	0
					W-@Atlanta 12/20	6	89	37	0
					W-Chicago 12/27	5	46	13	0
					Playoffs				
					W-Philadelphia 1/10/93	6	88	33	0
					W-@San Francisco 1/17/93	6	86	21	0
					Buffalo 1/31/93	6	114	25	2



## Jim Jeffcoat

DEFENSIVE END • ARIZONA STATE  
 HT: 6-5 • WT: 276 • BORN: 4/1/61  
 D-1 FOR '83 • 11th YEAR



**PRO:** After coming to Dallas in 1983 as a first-round draft choice, Jim Jeffcoat has toiled through losing seasons, the transition from Tom Landry to Jimmy Johnson and the acquisition of defensive end Charles Haley. Last season could have been the end of the line for Jeffcoat, who, with the arrival of Haley, moved into a reserve role at defensive end after eight seasons as the club's starting right defensive end, but instead of sulking or slacking off, Jeffcoat went in the opposite direction, becoming one of the team's most valuable reserves. "I think the acquisition of Charles Haley and Tony Tolbert's maturing have helped my career," said Jeffcoat. "I don't have to play every down now. I can watch from the side, and that gives me a chance to come in rested and make plays." Making plays was the thing Jeffcoat did in 1992, as he led the team and was ninth in the NFC with 10 1/2 sacks, more than he had in 1990 and 1991 combined. That sack total was the highest by a Dallas player since his 11 1/2 sacks in 1989, and he now leads the team in career NFL sacks with 80 1/2. As a pass rush specialist, Jeffcoat flourished, recording two sacks and a tackle for a loss against Seattle (10/11), his first multiple sack game since the season finale against Green Bay in December, 1989. Two weeks later against the Raiders (10/25), he had two more sacks and two forced fumbles, the most forced fumbles in a game by a Cowboys player since Ray Horton had two against Philadelphia on Dec. 23, 1990. As one of three Cowboys with three forced fumbles on the year, he tied for the team lead in that department. Against the Raiders, Jeffcoat reached the 600-tackle plateau, finishing the year with 628 career tackles, the most in a Cowboys uniform among active players. For the year his 42 tackles placed him fourth among defensive linemen in stops, and he led the team in tackles for a loss with six. Over the past four seasons his 319 tackles led all Dallas defensive linemen. After starting the season opener against Washington (9/7), Jeffcoat moved into a reserve role behind Haley, but filled the role so well he was named to Pro Football Weekly's all-backup team at defensive end. During the season, Jeffcoat even played some at tackle in passing situations, his first return to the tackle spot since 1986. Jeffcoat did earn two starts midway through the season against the Rams (11/15) and Cardinals (11/22) when Haley was slowed by injuries. He made the most of those opportunities, recording a season-high single-game best nine tackles and two sacks against Phoenix to earn a game ball. That game marked Jeffcoat's third multiple sack game of the season, and the fifth consecutive game in which he recorded a sack, the longest sack streak by a Cowboys player since Ed Jones went six consecutive games in 1982. In Super Bowl XXVII, Jeffcoat recorded his third career playoff sack when he brought down Buffalo quarterback Frank Reich in the fourth quarter, forcing a fumble. Including postseason, Jeffcoat has now played (162) in more and started (126) more NFL games than any current Cowboys player, and he extended his string of consecutive games played to 94 straight, tied for the team lead. For 1991 he tied for the team lead among defensive linemen in batted passes with a single-season career-high five and was tied for third on the team in quarterback pressures with 14. Perhaps one of the club's biggest defensive plays in 1991 came against the New York Giants (9/29) when, on 3rd-and-1 at the Dallas six-yard line, Jeffcoat teamed with Ken Norton to throw Rodney Hampton for a five-yard loss, forcing the Giants to settle for a field goal in the Cowboys 21-16 victory over the defending Super Bowl champions. Over the years Jeffcoat has become almost as big a threat offensively as he is defensively. After being on the receiving end of tipped passes for two interception returns for touchdowns in his career, Jeffcoat


JEFFCOAT, *Cont.*

moved to the role of tipper in 1991, knocking a Boomer Esiaison pass into the hands of linebacker Dixon Edwards who returned it 36 yards for a touchdown against Cincinnati (10/13). Late in the 1990 season against New Orleans (12/2), Jeffcoat suffered a compound fracture in his right hand, but stayed in the game and recorded two key tackles behind the line of scrimmage. Limited the final three weeks of the season by the injury, he still finished second on the team in quarterback pressures with 28 and second among defensive linemen in tackles with 65. He recorded the sixth double-digit tackle game of his career with 10 stops at the N.Y. Giants (9/30). In the 1989 season finale against Green Bay (12/24), Jeffcoat tallied three sacks, the most by a Cowboys' player since 1987. For the season he recorded a career-high 100 tackles, including a 12 tackle performance versus Philadelphia (11/23), his best since recording 13 against Washington in 1985. Also in 1989 against Washington (9/24) Jeffcoat scored his fourth career touchdown, rambling 77 yards with a fumble recovery. Jeffcoat set up three scores with his team-high 3 1/2 forced fumbles in 1988. In 1987 he returned a Phil Simms pass, that was tipped by Ed Jones, 26 yards for a touchdown. In 1986 Jeffcoat led Dallas with a career-high 14 sacks. The Simms-to-Jones-to-Jeffcoat combination worked for the first time in 1985 when Jeffcoat went 65 yards with an interception. He recorded a single-game club-record five sacks against the Redskins at Washington in 1985. Jeffcoat's initial NFL touchdown came when he fell on a fumble in the end zone to send the game into overtime against New Orleans in 1984. Jeffcoat is a native of New Jersey along with fellow end Tony Tolbert. GAMES/STARTS: 1983 (16/0), 1984 (16/16), 1985 (16/16), 1986 (16/16), 1987 (12/12), 1988 (16/15), 1989 (16/16), 1990 (16/13), 1991 (16/16), 1992 (16/3). Total—156/123.

**COLLEGE:** A three-year starter at Arizona State, Jeffcoat earned All-PAC 10 and honorable mention All-America honors after anchoring the 1982 Sun Devil defense that led the nation. He was named outstanding defensive player in Arizona State's 1983 Fiesta Bowl victory over Oklahoma after recording 16 tackles, a forced fumble and a sack, and in September, 1991 he was named to the All-time Fiesta Bowl team.

**PERSONAL:** From a family of six children, James Wilson Jeffcoat, Jr., is a Cliffwood, N.J., native who earned All-America honors at Matawan Regional High School. He also lettered in wrestling. In October, 1991 his high school retired his football jersey, No. 79, and he was also awarded the New Jersey Sportswriters' Association Unsung Hero Award for his community service in 1991. Jeffcoat, who was the Cowboys' 1987 and 1990 Man of the Year nominee, works with Special Olympics, Make-A-Wish Foundation, the Leukemia Society and the Boys Clubs. He earned his Bachelor's degree in communications and his Master's degree in business administration from Arizona State. Jim and wife Tammy have three children-Jaren (10/1/87) and twins Jackson and Jacqueline (12/26/90).

JEFFCOAT'S COWBOYS TOTALS										
Year	Solo	Tackles		Loss	Sacks	QB Press.	Passes Def.	For. Fum.		
		Ast	Tot.							
1983	3	0	3	-	2	-	0	0		
1984	50	32	82	-	11½	-	2	1		
1985	50	27	77	-	12	-	1	1		
1986	46	19	65	-	14	-	2	1		
1987	30	14	44	-	5	-	3	1		
1988	52	28	80	-	6½	-	1	3½		
1989	65	35	100	-	11½	-	42	3	0	
1990	42	23	65	-	3½	-	28	2	1	
1991	36	34	70	4(-7)	4	-	14	5	2	
1992	23	19	42	6(-10)	10½	-	16	1	3	
<b>Totals</b>	<b>397</b>	<b>231</b>	<b>628</b>	<b>10(-17)</b>	<b>80½</b>	<b>100</b>	<b>20</b>	<b>20</b>	<b>13½</b>	
<b>Playoffs</b>										
1985	6	2	8	-	0	-	1	0		
1991	4	3	7	1(-1)	1	3	1	0		
1992	7	1	8	0	2	5	0	2		
<b>Totals</b>	<b>17</b>	<b>6</b>	<b>23</b>	<b>1(-1)</b>	<b>3</b>	<b>8</b>	<b>2</b>	<b>2</b>		
Year	Opponents' Fumbles Recovered					Interceptions				
	No.	Yds.	Avg.	Long	TD	No.	Yds.	Avg.	Long	TD
1984	1	0	0.0	0	1	1	65	65.0	65t	1
1985	2	0	0.0	0	0	1	26	26.0	26t	1
1986	2	0	0.0	0	0	2	91	45.5	65t	2
1987	2	8	4.0	8	0					
1989	3	77	25.7	77t	1					
1990	1	28	28.0	28	0					
<b>Totals</b>	<b>11</b>	<b>113</b>	<b>10.3</b>	<b>77t</b>	<b>2</b>					



## Daryl Johnston

FULLBACK • SYRACUSE  
 HT: 6-2 • WT: 238 • BORN: 2/10/66  
 D-2 FOR '89 • 5th YEAR



**PRO:** On the Dallas roster, Daryl Johnston is listed as a fullback, but many football veterans would look back to the single-wing era when there was a position called blocking back to find a true label for Johnston, because he primarily run-blocks for Emmitt Smith and pass-blocks for Troy Aikman. "His role isn't glamorous," said Offensive Coordinator Norv Turner. "But on each of 373 carries by Emmitt, Daryl had a physical collision at the point of attack. We couldn't do what we do without him. He's so versatile." Over the past three seasons as the lead blocker, he has helped guide Smith to 4,213 rushing yards, three Pro Bowl appearances, and the 1991 and 1992 NFL rushing titles. "I am primarily a blocker for Emmitt," says Johnston, "and the true reflection for how well I played is how many yards Emmitt rushed for. That's the bottom line for myself and the offensive line." Blocking is not the only skill in Johnston's jack-of-all-trades repertoire. For the second consecutive season he posted single-season career-numbers with 32 receptions for 249 yards in 1992. For that and his work in the trenches, Johnston earned a spot on the All-Madden Team in 1992. He opened the season with four receptions for 39 yards in the Monday night win over the Redskins (9/7) and a career-long 14 yard run. Of his five offensive plays (4 catches, 1 carry) against Washington, four went for first downs, including two on third down plays. Johnston has established a trend throughout his career on third down where he is 10-of-12 in third down carries for a first down. Despite missing most of the fourth quarter with a shoulder injury a few weeks later against Kansas City (10/18), Johnston earned a game ball when he recorded a single-game career-high five receptions for 29 yards and a touchdown, his first career touchdown before the month of November. Two weeks later against Philadelphia (11/1), Johnston hauled in 4 receptions for a season-high 46 yards and a touchdown, but not to be limited to receiving, he ran 13 yards for a first down with a fake punt at Washington (12/13) on 4th-and-6. Johnston had one of his most important days as a Cowboy against San Francisco (1/17) in the NFC Championship Game when first he recovered a fumble on punt coverage at the 49ers' 22-yard line to set up Dallas' first score and then in the third quarter recorded his second career rushing touchdown with a three yard dive, putting Dallas up for good at 17-10. Despite nagging injuries that required off-season surgery following both the 1991 (left knee) and 1992 (right shoulder) seasons, Johnston, who has played in 69 straight games including playoffs, is somewhat of an iron man, having never missed a game in his NFL career. That mentality has earned him the respect of his teammates, and in 1992 they selected him to receive the Ed Block Courage Award, given to the player who demonstrated unusual courage in dealing with injuries. Although his special teams duties were reduced in 1992, from 1989-91 only Bill Bates (64 tackles) recorded more special teams stops than Johnston's 32. In 1991 he touched the football 45 times (17 rushes, 28 receptions), and 21 times he came away with a first down (six rushing, 15 receiving). Johnston led the team in receptions with four catches for a career-high 47 yards against Phoenix (9/22), and two weeks later at Green Bay (10/6) he had another four catches for 47 yards. A valuable contributor on the Cowboys' kick coverage units, Johnston tied for fourth on the team, and led all non-defensive players, in special teams tackles with ten. In the 1990 season opener against San Diego (9/9), the ever versatile Johnston lined up at both fullback and running back. Against New Orleans (12/2) Johnston hauled in a five-yard reception for the game winning TD in the fourth quarter

*JOHNSTON, Cont.*

of Dallas' 17-13 victory, and the following game against Phoenix (12/16) Johnston recorded his first NFL rushing touchdown on a six yard dash in the fourth quarter. Over the final six weeks of the 1989 season, Johnston gained 194 yards on 56 carries and caught a team-high three touchdown passes. Johnston, often the lone back in passing situations, also helped the Cowboys offensive line hold opponents to 30 sacks. At Green Bay (10/8) Johnston became the first Cowboys rookie to start at fullback since Timmy Newsome in 1980. He recorded his first pro touchdown on a six yard reception against Miami (11/19), and in the season finale against Green Bay (12/24) Johnston recorded a career-high 60 yards rushing. A second round draft pick, Johnston was drafted higher than any Syracuse running back since Larry Csonka was taken in the first round by Miami in 1968. GAMES/STARTS: 1989 (16/10), 1990 (16/0), 1991 (16/14), 1992 (16/16). Total - 64/40.

**COLLEGE:** An All-America and All-East pick at Syracuse in 1988, Johnston rushed for 1,830 yards and caught 46 passes during his collegiate career. Against Boston College in 1988 the senior co-captain gained a career-high 138 yards rushing, the most by a Syracuse back since Larry Csonka rushed for 154 yards in 1967. The Orangemen won 21 games during Johnston's final two seasons.

**PERSONAL:** Daryl Peter Johnston was named Western New York Player of the Year in 1983 while playing for Lewiston-Porter High School in Youngstown, NY. Daryl graduated first in his class of 290 students with a 4.0 grade-point average. His sister JoAnn played goaltender for the University of Rochester soccer team, which won two national championships. He earned his degree in economics from Syracuse.

JOHNSTON'S COWBOYS TOTALS											
Year	Rushing					Year	Receiving				
	No.	Yds.	Avg.	Long	TD		No.	Yds.	Avg.	Long	TD
1989	67	212	3.2	13	0	1989	16	133	8.3	28	3
1990	10	35	3.5	8	1	1990	14	148	10.6	26	1
1991	17	54	3.2	10	0	1991	28	244	8.7	22	1
1992	27	61	3.6	14	0	1992	32	249	7.8	18	2
<b>Totals</b>	<b>111</b>	<b>362</b>	<b>3.3</b>	<b>14</b>	<b>1</b>	<b>Totals</b>	<b>90</b>	<b>774</b>	<b>8.6</b>	<b>28</b>	<b>7</b>
<b>Playoffs</b>						<b>Playoffs</b>					
1991	1	3	3.0	3	0	1991	2	9	4.5	6	0
1992	4	11	2.8	4	1	1992	7	48	6.9	10	0
<b>Totals</b>	<b>5</b>	<b>14</b>	<b>2.8</b>	<b>4</b>	<b>1</b>	<b>Totals</b>	<b>9</b>	<b>57</b>	<b>6.3</b>	<b>10</b>	<b>0</b>

SINGLE-GAME BESTS	
Rush Yards	— 60 vs. GBay, 12/24/89
Rush Att.	— 16 vs. GBay, 12/24/89
Long Rush	— 14 vs. Washington, 9/7/92
Recpt.	— 5 vs. Kansas City, 10/18/92
Yds. Rec.	— 47 twice, last @ GBay, 10/6/91
Lg. Rcpt.	— 28 (10/22/89 @ KC)



## Jimmie Jones

DEFENSIVE TACKLE • MIAMI  
HT: 6-4 • WT: 276 • BORN: 1/9/66  
D-3 FOR '90 • 4th YEAR



**PRO:** When the Cowboys walked off the Rose Bowl field with their 52-17 Super Bowl victory over the Buffalo Bills, Jimmie Jones departed with a history-making pair of fumble recoveries. The defensive lineman put himself in the record books by becoming only the third player in Super Bowl history to recover two offensive fumbles. When Jones recovered his first fumble, the score was tied 7-7 in the first quarter and the ball was on the Bills' 10-yard line. As Jones brushed past a Bills' lineman, Charles

*J. JONES, Cont.*


Haley hit quarterback Jim Kelly. The ball popped into the air and into the grasp of Jones who only had to travel two yards for the touchdown that put Dallas ahead to stay, 14-7. It was Jones' first touchdown since his junior season in high school as a tight end. His second fumble came in the second quarter at the Bills' 19-yard line and set up the Cowboys' fourth touchdown of the game. "I wanted to go out there and show this is a Jimmie Jones who can become a Pro Bowl player," Jones said after the game. Jones, who has displayed flashes of dominance at various times with the Cowboys, also made his postseason contribution felt with six quarterback pressures and five tackles. Possessing size, speed and quickness, he started the season opener against Washington (9/7) at left tackle in place of injured Tony Casillas and have five tackles, two tackles for a loss and one quarterback pressure. His only other start was against Phoenix (9/20) as he bounced back and fourth between the two tackle positions. Jones has started nine games at right tackle and seven at left in his NFL career. He played sparingly against Phoenix (11/22) and the Giants (11/26) due to a bruised lower back from the Rams game (11/15). Fourth on the team with four sacks, Jones recorded one each in a three-game stretch that began against Philadelphia (10/5). Until the playoffs, his strongest part of 1992 came in the first seven games of the season when he totaled 19 tackles, three sacks and nine quarterback pressures. After bouncing back and forth between the right and left end positions during the 1991 training camp, Jones started five straight games on the inside, at right tackle, from weeks 4 through 9. Included in that stretch was a Week Four performance at Phoenix (9/22) where he recorded season-high figures for tackles (five) and tackles for lost yardage (three for minus eight yards). He finished the season ranked second on the team in tackles for loss with six for minus 16 yards. Jones athletic ability made him an effective spot player in pass rushing situations late in the year from the end and tackle positions. He registered two big sacks, and two other QB pressures, in the Cowboys' playoff clinching win over the Eagles (12/15). As a rookie in 1990, Jones made a fast adjustment to the pro game and turned out to be one of the true steals as a third-round pick in the '90 NFL Draft. Jones started six games at tackle and was named to the All-Rookie Teams as selected by U.P.I., The National, and the Pro Football Writers Association. He tied for the team lead in sacks as a first year player with 7.5 and finished the year sixth in sacks among NFL interior defensive linemen. He was also fourth among NFL rookies in sacks behind Aaron Wallace (L.A. Raiders), Renaldo Turnbull (Saints) and James Francis (Bengals). Jones registered 2.5 sacks vs. Tampa Bay, the most in one game by a Cowboy rookie since Randy White in 1975. Jones earned his first NFL start at left tackle in Week Six at Phoenix (10/14) and started at that position through Week 10. He recorded his single game and career-high tackle total with seven stops against Philadelphia (10/28), and he finished the year ranked fifth in quarterback pressures with 14. GAMES/STARTS: 1990 (16/6), 1991 (16/6), 1992 (16/2). Total — (48/14).

**COLLEGE:** Jones was a key performer for three years on what was one of the best defensive lines in college football history. He was scheduled for stardom as a starter in his senior year but missed spring drills prior to that campaign in order to take a job to support his family. When the 1989 Hurricane season began, Jones was listed as a back-up to Cortez Kennedy, the third player selected in the 1990 draft. Jones worked in a three-man rotation at defensive tackle for the '89 'Canes along with Kennedy and Russell Maryland, the first player selected in the 1991 draft by Dallas. That trio was the core of a Miami unit that led the nation in total defense en route to a 1989 Sugar Bowl win and the national championship. Jones was also a solid contributor to the 1987 national championship team in Coral Gables. He collected 173 total tackles and 16.5 sacks in his four years as a Hurricane. Including Jones, 11 Miami defensive linemen have been drafted in the first three rounds of the last 11 NFL drafts.

J. JONES, Cont.

**PERSONAL:** Jones did not play football in his senior season at Okeechobee (FL) High School, because he had family obligations that forced him to hold down a full-time job. Jimmy Johnson offered the unknown talent a scholarship to Miami based on the performance he displayed on film as a junior. Jimmie majored in business at Miami. During the offseason, Jones visits a number of schools, delivering a motivational message and emphasizing that goals can be achieved "by doing things the right way." He has a daughter, Jimmeria.

JONES'S NFL TOTALS									
Year	Solo	Tackles		Tkl/ Loss		Sacks	QB Press.	Passes Def.	For. Fum.
		Ast.	Tot.						
1990	34	26	60	-	7.5	14	3	2	
1991	24	9	33	6(-16)	2.0	10	0	0	
1992	14	9	23	2(- 5)	4.0	11	0	1	
<b>Totals</b>	<b>72</b>	<b>44</b>	<b>116</b>	<b>8(-21)</b>	<b>13.5</b>	<b>35</b>	<b>3</b>	<b>3</b>	
<b>Playoffs</b>									
1991	3	2	5	0	2.5	2	0	0	
1992	3	2	5	0	0	6	0	0	
<b>Totals</b>	<b>6</b>	<b>4</b>	<b>10</b>	<b>0</b>	<b>2.5</b>	<b>8</b>	<b>0</b>	<b>0</b>	
Opponents' Fumbles Recovered									
Year	No.	Yds.	Avg.	Long	TD				
1991	2	11	5.5	10	0				
<b>Playoffs</b>									
1992	2	2	1.0	2t	1				



## Robert Jones

LINEBACKER • EAST CAROLINA  
HT: 6-2 • WT: 238 • BORN: 9/27/69  
D-1B FOR '92 • 2nd YEAR



**PRO:** In training camp last year, Robert Jones impressed Cowboys coaches with his understanding of the defense and demonstrated that he could have a sparkling career as a middle linebacker in the National Football League. Jones fulfilled many of the expectations placed on him by finishing second on the team in tackles with 108 (12 behind Ken Norton, Jr.) while recording one sack, two tackles for losses, four quarterback pressures, one pass defended and one fumble recovery. His output in 15 games and 13 starts earned him NFC Defensive Rookie of the Year honors (UPI). Although Jones was slowed by a strained right groin in training camp, he was in the starting lineup to open the season against Washington (9/7) and became the first rookie defender to start a Dallas season opener since Ron Francis in 1987. He was also the first rookie linebacker to start a season opener for the Cowboys since Lee Roy Jordan in 1963. With 18 tackles to his credit after the first three games, Jones stepped up his production by swarming ball carriers at Philadelphia (10/5) and recorded 16 tackles and one tackle for a loss. He duplicated the 16-tackle yield vs. Kansas City (10/18). Not since Eugene Lockhart had 17 on December 2, 1984 at Philadelphia had a rookie recorded as many tackles for Dallas. His sack against Seattle (10/11) was the first by a rookie linebacker since Lockhart against Washington, December 9, 1984. Beginning with the game at Philadelphia (10/5), Jones led the team in tackles in the next four games — totaling 50 during that span. By the time the Cowboys won 16-10 at Phoenix (11/22), Jones had posted 88 tackles to surpass Lockhart's club rookie record for tackles in a season of 86 in 1984. In the next game, against the Giants (11/26), Jones totaled nine tackles to tie for the team lead and earned

*R. JONES, Cont.*

a coaches game ball. Jones adjustment to playing middle linebacker as a rookie included being removed in pass situations with Norton moving into the middle. He was de-activated for the Atlanta game (12/21) due to Dallas' use of the nickel defense. His top outing in the playoffs was the first-round game against Philadelphia (1/10/93) when he tied for the team lead with seven tackles. "If you wanted to carve out a perfect middle linebacker specimen, you'd carve out Robert," said Bob Slowik, who was a Cowboys defensive assistant last season and coached Jones in 1990-91 at East Carolina. "He has all the tools to be dominating at this level." When Jones came to Dallas in the first round (24th overall) of the draft he brought 4.6 speed in the 40, the strength to bench press 500 pounds and the agility in the form of a 38-inch vertical jump. GAMES/STARTS: 1992 (15/13).

**COLLEGE:** As a unanimous first-team All-America in 1991 and a finalist for the Dick Butkus Award, given annually to the nation's top collegiate linebacker, Jones ended his career with 478 tackles. The second-highest total in East Carolina history included 151 tackles in his senior season while leading the Pirates to a 12-1 record and a No. 9 national ranking. In the season's biggest win, a 23-20 upset of Syracuse, Jones had 18 tackles — three behind the line for 22 yards in losses — and three quarterback pressures. His season-high 19 stops, including a sack, came against South Carolina. He wrapped up his college career with 16 tackles, an interception and a blocked extra-point in ECU's 37-34 victory over North Carolina State in the Peach Bowl. He also participated in the East-West Shrine Game after the season. As a junior, Jones put together nine double-digit tackle games in his 11 starts and led the team in tackles with 167 for the year. As a starter in his sophomore season, Jones earned honorable mention All-America honors and led the team in tackles with 117 tackles. Recruited to East Carolina by Cowboys and former ECU linebacker Vinson Smith, Jones stepped into the lineup as a freshman.

**PERSONAL:** A four year letterman at Nottaway High School in Blackstone, VA, Robert Lee Jones recorded 120 tackles and led his team to the 2A state championship as a senior. Jones, an honor roll student, spent a year at Fork Union Military Academy before moving on to East Carolina. He was a criminal justice major in college. He and wife Maneesha have a son, Cayleb (3/21/93).

JONES' COWBOYS TOTALS										
Year	Tackles			Sacks	Tkl/ Loss	QB Press.	Passes Def.	For. Fum.		
	Solo	Ast.	Tot.							
1992 .....	55	53	108	1	2(-2)	4	1	0		
Playoffs										
1992 .....	7	6	13	0	0	1	0	0		
Opponents' Fumbles Recovered										
Year	No.	Yds.	Avg.	Long	TD					
1992 .....	1	0	0	0	0					



## Leon Lett

DEFENSIVE TACKLE • EMPORIA STATE  
 HT: 6-6 • WT: 292 • BORN: 10/12/68  
 D-7 FOR '91 • 3rd YEAR



**PRO:** A seventh-round pick from Emporia State in Kansas, Leon Lett is looking to follow in the footsteps of a couple other dominate defensive linemen who emerged from small schools as late round draft choices. It wouldn't be the first time a sleeper from a




**LETT, Cont.**

small college made it big as Eagles' defensive end Clyde Simmons, a ninth-round choice from Western Carolina, and Bears' defensive end Richard Dent, an eighth-rounder from Tennessee State, have both landed spots in the Pro Bowl after small school beginnings. "Leon has a chance to be an impact player, a dominating tackle," said Dallas Defensive Coordinator Butch Davis. "I think he has a chance to be an excellent player in this league. The potential is there." Nicknamed "Big Cat" by teammates for his agility, Lett has a knack for knocking down passes, leading all defensive linemen in batted passes last season with four. The other seven Dallas linemen combined for five batted passes in 1992. Lett and Charles Haley were the only Cowboys defensive linemen to bat away a pass in the post season. "We have four defensive tackles that can start in this league, and Leon is definitely one of them," said defensive end Jim Jeffcoat. After starting the season slowly, Lett picked up the pace when Dallas faced a string of AFC West teams. Against Seattle (10/11), he had two tackles, two quarterback pressures and a pass defended. The next week he recorded his first career sack along with two tackles against Kansas City (10/18), and in Los Angeles (10/25) he recovered a fumble at the Raiders 32-yard line in fourth quarter. Two weeks later at Detroit (11/8) he recorded a career-high four tackles, and at Phoenix (11/22) his assist on a Jim Jeffcoat sack knocked Chris Chandler out of the game. Primarily used at right tackle in passing situations, he finished the season tied for second on the team with 19 quarterback pressures, including at least one pressure in the final seven regular season games. In the post season, Lett was at his best, tying for the team lead with two tackles for losses and leading the team with three forced fumbles. He also established a record for the longest fumble return in Super Bowl history when he rambled 64 yards in the fourth quarter with a Buffalo miscue. Lett put the finishing touches on the Cowboys victory in Pasadena when he sacked Frank Reich on the game's final play. After making the 47-man roster in 1991, Lett was placed on injured reserve with a back problem on August 27 and spent the next 11 weeks working to improve his strength and weight. He was re-activated on November 21, and against undefeated Washington (11/24) at RFK on his first regular-season play in the National Football League, Lett stuffed Redskins running back Earnest Byner after a one-yard gain. Lett played some at defensive tackle the final five games of the season and in the playoffs. The first person from Emporia State to make a Cowboys' roster, Lett was the first player to be drafted from the school since Steve Henry in the fifth round in 1979 and the first defensive lineman selected from Emporia State since John Lohmeyer in the fourth round in 1973. GAMES/STARTS: 1991 (5/0), 1992 (16/0). Total — 21/0.

**COLLEGE:** A big part of a defense that held opponents to 4.1 yards per play and 3.1 yards per carry during his two years at Emporia State, Lett finished second on the team in sacks and earned All-NAIA District 10 honors despite missing three games due to a leg injury as a senior. He had a monster effort with six tackles, two tackles for a loss, a sack, an interception and a blocked kick against Northeastern Oklahoma State in 1990. Lett transferred to Emporia State after two seasons at Hinds, MS, Junior College.

**PERSONAL:** Leon Lett starred in football and basketball at Fair Hope, AL, High School. A sociology major at Emporia State, Lett aided the Shriner's Christmas Gift Drive in 1991. He has a daughter Shanavia (7/3/87).

<b>LETT'S COWBOYS TOTALS</b>														
Year	Tackles			Tkl/ Loss	Sacks	QB Press.	Passes Def.	For. Fum.	Opponents' Fumbles Recovered					
	Solo	Ast.	Tot.						Year	No.	Yds.	Avg.	Long	TD
1991	1	—	2	0	0	0	0	0	1992	1	0	0.0	0	1
1992	13	13	26	1(-1)	3.5	19	4	0	<b>Playoffs</b>					
<b>Totals</b>	<b>14</b>	<b>14</b>	<b>28</b>	<b>1(-1)</b>	<b>3.5</b>	<b>19</b>	<b>4</b>	<b>0</b>	1992	1	64	64.0	64	0
<b>Playoffs</b>														
1991	0	1	—	1	0	0	0	0						
1992	5	5	—	10	2(-9)	1	2	2						
<b>Totals</b>	<b>5</b>	<b>6</b>	<b>—</b>	<b>11</b>	<b>2(-9)</b>	<b>1</b>	<b>2</b>	<b>2</b>						



## Russell Maryland

DEFENSIVE TACKLE • MIAMI  
 HT: 6-1 • WT: 275 • BORN: 3/22/69  
 D-1A FOR '91 • 3rd YEAR



**PRO:** Hard work and determination have been the keys to Russell Maryland's success — at every stage of his career. Each day after practice Maryland is usually the last player

off the field, taking extra time to perfect the techniques of his trade with a little extra individual work. Throughout his high school, college and professional days, Maryland has persevered with a work-ethic that has set an example for his teammates while illustrating his presence as a conscientious and tireless competitor. Last fall, while playing nearly the entire season with a dislocated (second left) toe that required post-season surgery, Maryland was a run-stopping force that helped Dallas earn the NFL's top overall defensive rating, while also topping the league's rushing defense charts by allowing only 77.8 yards per game on the ground. He missed the first two games of the season with the toe injury and returned to average 3.5 tackles per game in almost exclusive running down situations. He started the last 13 regular season games — and all three post season outings — and finished the year as the team's third leading tackler among defensive linemen with 49 stops. He ranked second on the squad in tackles for lost yardage (behind Jim Jeffcoat) with five stops for losses totaling ten yards, while forcing one fumble and recovering two others. His second fumble recovery of the season came in the final game of the year against his hometown Chicago Bears (12/27). Maryland picked up a third-quarter Bear miscue and returned it 26 yards to bring the Dallas lead to 17-0. His lone forced fumble of the season came at Denver (12/6), setting up a Dallas touchdown at the Bronco 20 yard line. Maryland has always come up big in games played against strong running teams, and in 1992, he enjoyed his finest outings of the season against the Giants (seven tackles on 11/26), Cardinals (six stops on 11/22) and Eagles (six tackles on 10/5). He earned a game ball award for the Giants performance to go along with another the following week at Denver (12/6). He collected 2.5 sacks on the year, bringing his career total to seven, while adding a pair in the playoff game against Philadelphia (1/10). As a rookie in 1991, Maryland saw spot duty throughout the better part of the first half of the season. As his playing time increased midway through 1991, he began to make big contributions. After a season-high three quarterback pressures against Phoenix (11/3), Maryland was promoted to the first unit the next week vs. Houston (11/10). On the Oilers' final play from scrimmage before kicking the game-winning field goal in overtime, Maryland dropped Lorenzo White for a two-yard loss and almost forced a fumble. He finished his first pro start with five tackles, a sack, a quarterback pressure and the tackle for a loss. Over the final seven regular-season games, no Cowboys player had more sacks or quarterback pressures than Maryland. He finished the year with 4 1/2 sacks to lead NFL rookie defensive linemen and place second behind Denver's Mike Croel among all rookies in the league. Despite starting only seven games, Maryland finished second on the team in quarterback pressures with 16. Only Tampa Bay's Keith McCants, who started 16 games in 1991, had more forced fumbles among defensive linemen in the league than Maryland. Named the NFL Rookie of the Year by the Edelstein Pro Football Letter, Maryland earned All-Rookie honors from Pro Football Writers of America, Pro Football Weekly and College & Pro Football Newsweekly. During the Cowboys' five-game winning streak to end the season and make the playoffs, Maryland spurred a defensive effort that held opponents to 82.4 yards rushing per contest. In addition Dallas did not allow a touch-


MARYLAND, Cont.

down on the ground the final three weeks of the season. Against Pittsburgh on Thanksgiving Day, he recorded two sacks, and then in the win at Philadelphia to clinch a postseason berth, Maryland had a season-high seven tackles. When Dallas beat the Bears in Chicago (12/29) in a first-round playoff match, he came through with five tackles, a sack, two quarterback pressures and batted down a pass. Maryland joined Buck Buchanan (1963), Bubba Smith (1967) and Ken Sims (1982) as only the fourth defensive tackle to be drafted with the first overall pick in the NFL Draft. Including Maryland, four Miami defensive linemen — Jerome Brown (1987), Bill Hawkins (1989), Cortez Kennedy (1990) — were selected in the first round from 1987-91. GAMES/STARTS: 1991 (16/7), 1992 (14/13). Total - (30/20).

**COLLEGE:** A two-time All-America and 1990 Outland Trophy winner, Maryland played a big role on a Miami team that compiled a 44-4 record, never lost at home, won four straight bowl games, captured two national championship titles and finished no lower than third in the rankings during his tenure. Maryland's final game with the Hurricanes came in Dallas against Texas in the 1991 Cotton Bowl where he tied a career-high with three sacks to earn Defensive Player of the Game honors. Maryland also had a big day in Miami's 1989 Sugar Bowl win over Alabama — with eight tackles and two sacks. When Miami played Notre Dame in 1990, Maryland recorded a career-high 20 tackles. He picked up the nickname, "The Conscience" while at Miami, a tribute to his ability to encourage his teammates to work hard on the field and in the classroom.

**PERSONAL:** Russell Maryland starred as a two-way lineman at Whitney Young High School, where he also competed on the track team in the shot put and was undefeated in the "Big Man's 60-yard dash," which was open only to competitors in the field events. Due to his scholastic achievements at Whitney Young, one of Chicago's toughest for academics, Maryland could have attended several Ivy League schools. He graduated with a degree in psychology prior to his final season at Miami and wrote a column for USA Today on underclassmen entering the NFL Draft. During the offseason Russell has become involved with the inner-city Boy Scouts in Dallas, and he also judged students' drawings as part of an anti-drug campaign in McKinney, TX.

MARYLAND'S COWBOYS TOTALS									
Year	Tackles			TKL/ Loss	Sacks	QB Press.	Passes		For Fum.
	Solo	Ass.	Tot.				Def.	Int.	
1991	20	13	33	5(-17)	4½	16	1	3	
1992	26	23	49	5(-10)	2½	12	0	1	
Totals	46	36	82	10(-27)	7	28	1	4	
<b>Playoffs</b>									
1991	5	1	6	0	1	2	0	0	
1992	7	5	12	2(-2)	2	3	0	0	
Totals	12	6	18	2(-2)	3	5	0	0	
<b>Opponents' Fumbles Recovered</b>									
Year	No.		Yds.	Avg.	Long	TD			
1992	2		26	13.0	26f	1			



**Hugh Millen**

QUARTERBACK • WASHINGTON  
 HT: 6-5 • WT: 216 • BORN: 11/22/63  
 TRADE, N.E., '93 • 8th YEAR



**PRO:** On the second day of the 1993 NFL Draft (4/26), the Dallas Cowboys acquired the necessary element that enables teams to stay in Super Bowl contention, trading for a proven veteran back-up quarterback in Hugh Millen. The void on the Dallas

MILLEN, *Cont.*

depth chart at quarterback was created when the Cowboys lost back-up Steve Beuerlein to the Phoenix Cardinals via free agency, leaving Troy Aikman as the team's only veteran quarterback. Millen, who came to Dallas from New England for an undisclosed draft choice, has posted impressive passing numbers and had been a battle tested winner in his previous seven years in the NFL. Most recently he spent the better part of the last two seasons as the Patriots' starter, and his New England passing percentage of 60.5% established a new Pats career completion mark. Millen was acquired by New England as a Plan B free agent in the spring of 1991. He threw for 4,276 yard in just 20 games with the Patriots, finishing his days in New England as the club's No. 5 all-time leader in passing yardage. He started 20 of the Patriots' last 32 games, including 13 of their 16 games in 1991. In 1992, he started the first five games of the year, even after separating his left shoulder in the first quarter of the season opener vs. the Rams (9/13). He missed one start, but returned to the lineup in Week Seven vs. Cleveland (10/25). He re-aggravated the shoulder and missed the next five games. He started again in Week 13 against Indianapolis (12/6), but then re-injured the shoulder and was placed on injured-reserve December 9. On December 15 he had the shoulder operated on and sat out the rest of the season. In his seven starts in '92, he completed 124 of 203 passes (61.1%) for 1,203 yards and eight touchdowns. He also rushed for 108 yards on 17 attempts. In 1991, he started the final 13 games of the season after moving into the lineup in Week Four. His 3,073 passing yards marked only the fifth time in New England's 31-year history that a quarterback had surpassed the 3,000 yard barrier in a season. His 246 completions were the third most in team history, and his completion percentage of 60.1% in 1991 tied for the second best single season mark in club history. Selected the team's MVP in a vote among Patriots' players, Millen's 7.51 yards per attempt ranked him second in the AFC behind Jim Kelly. He led the rebuilding Patriots to a 6-10 record after the club had posted the NFL's worst mark (1-15 in 1990) prior to his arrival. He earned his first Patriot start on 9/22/91 and led his team to a 24-20 upset over the previously undefeated Oilers by completing 22 of 33 passes for 244 yards and one touchdown (a 34-yard game winner to Greg McMurtry with 16 seconds remaining in the game). He enjoyed his first career 300-yard passing day a month later (10/20) in an overtime win over Minnesota, completing 22 of 32 passes for 326 yards and one touchdown. Millen was named the Miller Lite Player-of-the-Game at Miami after completing 20 of 26 attempts for 257 yards and two TDs in a losing effort. He then topped that performance the next week (11/17) by collecting a career-high 372 yards in a loss to the Jets where he completed 30 (third most completions in Patriot history) of 43 passes with one TD to win the Miller Lite Player-of-the-Week award again. He picked up his only career rushing TD on a one yard run in a 16-13 win over the AFC Champion Buffalo Bills on 11/24. In 1990, Millen started two games for the Atlanta Falcons, completing 34 of 63 passes and leading the Falcons to victories in both starts. In the final game of the 1990 campaign, he completed 10 of 15 passes for 81 yards in leading Atlanta to a 26-7 win over Dallas that knocked the Cowboys out of the 1990 playoff picture. He earned one start in 1989 for Atlanta against the Packers, completing 20 of 29 passes for 294 yards, and completed 31 of 50 passes for 432 yards in five games worth of action for the year. He was claimed off of waivers by the Falcons in August of 1988 and played in three games — completing 17 of 31 attempts (54.8%) for 215 yards. Millen entered the NFL as a third round pick of the Los Angeles Rams in 1986. He spent the entire '86 campaign on injured reserve with the Rams with a fractured ankle. In 1987 he missed 15 games with a back injury. While in Los Angeles, he worked with current Cowboys Offensive Coordinator Norv Turner who then served as the Rams receivers coach under John Robinson. GAMES/STARTS: 1986 (IR-Rams), 1987 (1/0-Rams), 1988 (3/0-Atl.), 1989 (5/1-Atl.), 1990 (3/2-Atl.), 1991 (13/13-N.E.), 1992 (7/7-N.E.). Total 32/23.

MILLEN, *Cont.*

**COLLEGE:** Millen was a two-year starter at the University of Washington where he led the Huskies to a win over Oklahoma in the 1985 Orange Bowl. He completed 247 of 435 career passes (56.8%) for 2,616 yards. As a junior, he led Washington to a No. 2 overall ranking behind national champion Brigham Young in the closest Associated Press voting ever. As a junior, he competed against current Phoenix Cardinal quarterback Chris Chandler and won the starting job. Prior to joining the University of Washington, Millen spent two seasons at Santa Rosa Junior College where he threw for 1,217 yards and eight TDs. Millen was a National Football Foundation Hall of Fame Academic All American at Washington where he was also a GTE Academic All American.

**PERSONAL:** Hugh B. Millen was born in Des Moines, Iowa. He is a graduate of Roosevelt High School in Seattle. While at the University of Washington, he was a teammate of current Cowboys' offensive lineman Kevin Gogan.

MILLEN'S NFL TOTALS

Year	Rushing		Yds.	Avg.	Long	TD
	Att.	Yds.				
1986 (Rams)	0	0	0.0	0	0	0
1987 (Rams)	18	53	2.9	9	0	0
1988 (Atl.)	1	0	0.0	0	0	0
1989 (Atl.)	7	-12	-1.7	2	0	0
1990 (Atl.)	31	92	3.0	9	1	1
1991 (N.E.)	17	108	6.4	26	0	0
1992 (N.E.)	74	241	3.3	26	1	1
Totals						

Passing

Year	Att.	Comp.	Yards	Pct.	TD	Int.	Long	Sks./Yards	Rating
1986 (Rams)	1	1	0	100.0	0	0	0	0/0	79.2
1987 (Rams)	31	17	215	54.8	0	2	38	4/29	49.8
1988 (Atl.)	50	31	432	62.0	1	2	47	10/71	79.3
1989 (Atl.)	63	34	427	54.0	1	0	53	11/43	60.6
1990 (Atl.)	409	246	3,073	60.1	9	18	60t	54/379	72.5
1991 (N.E.)	203	124	1,203	61.1	8	10	39	33/204	70.3
1992 (N.E.)	757	453	5,350	59.8	19	32	60t	112/726	72.2
Totals									

SINGLE-GAME BESTS

Att. — 43 vs. Jets, 11/17/91  
 Comp. — 30 vs. Jets, 11/17/91  
 Yards — 372 vs. Jets, 11/17/91  
 Comp. Perc. — 76.9 @ Miami, 11/10/91  
 Long — 60t @ Cinc., 12/22/91  
 TDs — 3 @ Jets, 10/4/92  
 Ints. — 4 @ Rams, 9/13/92  
 Consec. Att. w/o Int. — 89, 11/12/89 to 9/22/91  
 Long Rush — 26 @ Rams, 9/13/92



Godfrey Myles

LINEBACKER • FLORIDA  
 HT: 6-1 • WT: 242 • BORN: 9/22/68  
 D-3A FOR '91 • 3rd YEAR



**PRO:** After missing almost all of the 1991 season with an injured right shoulder that required surgery, Godfrey Myles rebounded in 1992 to provide the Cowboys a spark with his pass coverage skills. As a backup strongside linebacker and as a starter in the nickel defense, he contributed 21 tackles and his first pro interception. While playing most of the second half at strongside linebacker against Chicago (12/27), Myles produced a fourth-quarter interception. He started against Houston (8/7) in the preseason, then moved to a backup position when Vinson Smith reported to training camp. Myles played on second and long situations when Dallas went


**MYLES, Cont.**

to 5 DB's against Phoenix (9/20), Philadelphia (10/5) and Seattle (10/11), recording 9 tackles and one QB pressure in that role. He played some on the strongside with the regular defense against Kansas City (10/18), then the next week against the Raiders (10/25) he replaced an injured Smith midway through the third quarter and recorded four tackles. Against Phoenix (11/22) and the Giants (11/26), he played sparingly due to a strained left hamstring — an injury he originally suffered on kickoff coverage against Philadelphia (11/1). Myles was also a 1992 mainstay on special teams, recording nine tackles. His season crashed to a halt early in Super Bowl XXVII, when he was sidelined with a right knee injury. Myles, who had to have the knee reconstructed in late February, suffered torn ligaments and cartilage damage. Recovery time for that type of surgery can extend from nine to 12 months. In 1991 an old injury to his right shoulder limited him to participation in only three games. The source of the discomfort was a screw, from a surgery while at the University of Florida, that was too long and tore at the muscle. After missing several weeks of training camp due to the injury, Myles led the Cowboys in tackles with six in his first pro game, a preseason skirmish at Houston (8/18). He topped the team in special teams tackles against Philadelphia (9/15). The next week in Phoenix he had to leave the game due to the shoulder problem. Myles was placed on injured reserve September 25, underwent surgery to repair the injury October 10 and missed the rest of the season. The eighth linebacker selected in the 1991 draft, Myles was selected with the highest choice used on a Florida linebacker since 1988 when Clifford Charlton was taken in the first round by Cleveland. Myles was the ninth University of Florida player to be drafted by Dallas between 1983-91. **GAMES/STARTS:** 1991 (3/0), 1992 (16/0). Total — (19/0).

**COLLEGE:** An honorable mention All-America pick in 1989-90, Myles started 11 games at "Gatorback", a combination strong safety/outside linebacker in Florida's defense as a senior. He finished third on the team in sacks and tackles to earn All-Southeastern Conference in 1990. Named the "most underrated player in the country" by The Sporting News prior to his junior year, Myles compiled 15 tackles for a loss, four interceptions, eight passes batted down, 3½ sacks, three forced fumbles and one fumble recovery in his final 19 starts for the Gators.

**PERSONAL:** Godfrey Myles was a second-team all-state pick at Carol City High School in Miami. He also was selected to Florida's 35-man Super Squad that met a team of Georgia prep all-stars in the summer of 1987. Myles majored in sociology at Florida.

MYLES' COWBOYS TOTALS									
Year	Solo	Tackles		Tot.	Tkl/Loss	Sacks	QB Press.	Passes Def.	For. Fum.
		Ast.	Def.						
1992	12	9	21	21	1(-1)	0	2	1	0
Interceptions									
Year	No.	Yds.	Avg.	Long	TD				
1992	1	13	13.0	13	0				



**Nate Newton**

TACKLE • FLORIDA A&M  
 HT: 6-3 • WT: 303 • BORN: 12/20/61  
 FA FOR '86 • 8th YEAR



**PRO:** In 1992, Nate Newton displayed his versatility and athletic ability in making the switch back to the left guard position, after spending each of the last two seasons as a premier right tackle for the Dallas Cowboys. The move enabled talented second-year right tackle Erik Williams the opportunity to move into the starting job at that

NEWTON, *Cont.*

spot, while also propelling Newton into his first career selection to the NFC Pro Bowl squad. Newton and center Mark Stepnoski became the first Dallas offensive linemen to earn Pro Bowl berths since 1982. The transition back to guard, where Newton was a Cowboys starter from 1987 to 1989 also displayed his unselfish team attitude in doing whatever necessary to help raise the Dallas offense to the next level. The results were more than pleasing for all involved. Last year, Dallas' offensive line developed into one of the NFL's most productive and cohesive units. The Cowboys allowed a team record low of just 23 sacks of quarterback Troy Aikman — a figure that was second best in the NFL. Dallas also led the entire league in fewest yards lost due to sacks — just 112 over 16 regular season games for an average of 7.0 yards per game. The Cowboys' line registered 11 regular season games of permitting one-sack-or-less, and along the way, Troy Aikman enjoyed his first injury-free NFL season. In addition, running back Emmitt Smith led the NFL in rushing for a second straight year with a club-record 1,713 yards. Newton, a massive block of strength and athleticism, earned his fourth consecutive selection to the All-Madden Team, while also collecting first-team All-NFC recognition from the United Press International and The Football News. Newton's years of perseverance have finally blossomed into national recognition after a number of seasons of paying dues in the trenches of the USFL and with underachieving Dallas teams of the late 1980's. In 1992, he earned coaches' game ball awards for his performance against the Philadelphia Eagles (11/1), a game in which Emmitt Smith rushed for 163 yards — becoming the first NFL back to top the 100-yard barrier in over 50 tries against the vaunted Eagle defensive front. He also earned a game ball in the season opener vs. Washington (9/7) when Smith collected 140 yards against the defending Super Bowl Champion Redskins. Newton started 15 games in 1992, sitting out the season finale against Chicago while resting a sore right knee. As the starting right tackle in 1991, Nate Newton's play against some of the top defenders in the National Football League was a cornerstone, particularly down the stretch, in the Cowboys' drive to the playoffs. After missing the Giants (11/17) and Washington (11/24) games due to a sprained right knee, Newton played a big role in the Cowboys' six-game winning streak at the end for the year. Against a New Orleans (12/8) team that ranked second in the NFL in total defense, rush defense and pass defense, in addition to tying for third in the league in sacks, Dallas did not give up a sack and allowed Emmitt Smith to become the first back in 1991 to top 100 yards rushing against the Saints. In that game Newton held New Orleans linebacker Rickey Jackson, who finished ninth in the NFL with 11½ sacks, without a sack. The next week in the playoff-clinching win at Philadelphia (12/15), Newton limited All-Pro Reggie White to one sack, the Eagles only sack of the day and what proved to be the low sack output of the season for Philadelphia, who led the league in defense and sacks in 1991. Earlier in the year Newton held Pro Bowl defensive end Charles Mann without a tackle as the Cowboys offense rolled up 349 total yards against Washington (9/9). In addition Dallas ran behind Newton for most of the afternoon as Emmitt Smith gained 122 yards, 98 in the second half, against Green Bay (10/6), which entered the game as the NFL's top run defense. Oilers defensive end William Fuller, who earned AFC Pro Bowl honors, was limited to one tackle and no sacks by Newton on November 17. In five games in 1991, Newton lined up opposite a player who finished in the year in the top 10 in sacks, allowing a total of two sacks in those battles. In the two 1990 meetings between the Cowboys and Eagles, All-Pro Reggie White tallied three total tackles and no sacks while facing Newton at the right tackle spot. The starting left guard for Dallas from 1987-89, Newton switched to right tackle early in training camp in 1990. Newton was named the Cowboys' Most Valuable Offensive Player by Pro Football Weekly and was the only Dallas offensive lineman to earn All-Pro votes from Associated Press in 1990. After signing with Dallas as a free agent in 1986, Newton served as a backup guard before winning the starting

NEWTON, *Cont.*

left guard position the next season. He joined the Cowboys following two campaigns with the USFL's Tampa Bay Bandits. Newton originally signed with the Washington Redskins out of college as a free agent in 1983 but was released on the final cut. GAMES/STARTS: 1986 (11/0), 1987 (11/11), 1988 (15/15), 1989 (16/16), 1990 (16/16), 1991 (14/14), 1992 (15/15). Total — 98/87.

**COLLEGE:** Newton played on both the offensive and defensive lines while winning four letters at Florida A&M. He was a team captain as a senior when he was named all-conference. One of Newton's teammates was Willie Harper, brother of Cowboys wide receiver Alvin Harper.

**PERSONAL:** Nathaniel Newton, Jr., was an all-around athlete at Jones High School in his native Orlando, FL, where he played football, basketball, wrestling and track (shot put). Nate's younger brother, Tim, was a defensive tackle for the Tampa Bay Buccaneers. Nate served as a spokesman for the 1989 GTE/Cowboys Food Drive and he enjoys teaching at youth football camps. In March 1992, he spoke to the Drug Abuse Resistance Education graduation in Coppell, TX. He is one of the Cowboys' most popular figures among youngsters in the Metroplex, answering the call for several school assemblies on the importance of education. A part-time high school football analyst on KRLD Radio's High School Game of the Week, Nate is also the guest host of KDFB-TV's Sunday Showtime sports variety program that runs throughout the year. He and wife Dorothy live in Coppell with their son, Nathaniel III (10/15/89). Nate also has a daughter, Jessica (12/9/83).



## Ken Norton

LINEBACKER • UCLA  
HT: 6-2 • WT: 241 • BORN: 9/29/66  
D-2 FOR '88 • 6th YEAR



**PRO:** Linebacker Ken Norton has been everywhere in his five seasons in Dallas. The starter at weakside linebacker in 1989-90, Norton switched to middle linebacker in training camp in 1991, then to the strongside prior to the final preseason game. In 1992 Norton returned to the weakside while also adding the duties of middle linebacker in the nickel defense, finding himself on the field all the time. Now the idea on defense is to get off the field as fast as possible, but in 1992 Norton somehow never seemed to find a way to leave. With mass situation substitution going on around him, especially in passing situations, Norton simply moved to another position and kept playing. Even on fourth down, when Dallas forced a punt, Norton stayed put. In an era of specialization, especially in Dallas where upwards of six players change out in passing situations, a player like Norton is unheard of. "In this defense everyone's happy, everybody's playing, and everybody's winning," Norton said. "We are all links in a chain, and we're only as strong as our weakest link. I don't think we have any weak links." Norton is coming off a Pro Bowl-caliber year in which he led the team in tackles with a career-high 120, becoming the first non-middle linebacker to lead the team in tackles since Bill Bates in 1988. He also led all linebackers in passes defended with two and in quarterback pressures with a career-high eight. With his second 100-tackle season in the past three years, Norton has averaged 111 tackles a season since 1990. Norton, who tied for the team lead in fumble recoveries with two, had an important recovery against Seattle (10/11) at the Seahawks 21-yard line that led to a Dallas field goal. In that game another more



*NORTON, Cont.*

important thing occurred when Bill Bates went down with a season ending knee injury, it forced Norton into Bates' middle linebacker spot in passing situations for the rest of the season. That switch proved effective as the Dallas defense went from a 31% fourth-down conversion rate to a 25.7% rate the rest of the season, and a 27.2% average for the year, lowest in the league. After leading the team with eight tackles in the season opening win over the defending Super Bowl Champion Redskins (9/7), Norton earned a special teams game ball when he recorded his first career blocked punt, which Robert Williams returned for a touchdown, in the first quarter the following week at the Giants (9/13). With his ten tackle performance against Kansas City (10/18), Norton recorded the first of his three double digit tackle games on the season. After tying for the team lead in tackles at Detroit (11/8), Norton came back the following week against the Rams (11/15) to lead the team with a career-high tying 13 stops. Norton wrapped up the regular season by leading or tying for the team lead in tackles against the Giants (11/26) and the Broncos (12/6) before logging a 10 tackle game at Washington (12/13). For the second straight season, Norton led the team in tackles during the postseason, with a team-high 22 stops. He also had one tackle behind the line, two quarterback pressures, two passes defended and a forced fumble. Norton recorded a takeaway in each of the Cowboys postseason games to tie for the team lead in that category. After forcing and recovering a fumble at the 24-yard line against the Eagles (1/10), Norton recorded his first career interception by grabbing a Steve Young pass in the fourth quarter of the NFC Championship game at San Francisco (1/17). Norton was the hard-hitting soul of a Cowboys defense that turned in one of the most devastating performances in Super Bowl history, as he recorded a team high ten tackles and a quarterback pressure that forced Jim Kelly from the game in the second quarter. In the fourth quarter Norton scooped up a Buffalo fumble and dashed nine yards for his first NFL touchdown, ending the night's scoring at 52-17. His biggest play came in the second quarter with Dallas up 14-7. Buffalo had the ball at the Dallas four-yard line, ready to score, when Norton made two of the biggest tackles of his career, first stopping Carwell Gardner at the one-yard line on first-and-goal then tackling Kenneth Davis at the same spot on third-and-goal, leading to a fourth-down interception by Thomas Everett. Those goal-line tackles turned the tide as the Cowboys surged to a 28-10 halftime lead and never looked back. In 1991 he led Dallas with 13 tackles for a loss, including 12 in the final nine regular-season games. Norton also led all non-linemen in quarterback pressures with seven. In the playoff-clinching victory over Philadelphia (12/15), he had a season-high three tackles behind the line. In two playoff games he set the pace with a team-high 17 tackles, including teaming with Tony Tolbert in the first-round playoff game against the Bears (12/29) to stop Neal Anderson for no gain on a third-and-goal from the Dallas one-yard line, then stopped Anderson again for a seven-yard loss on a screen pass in the fourth quarter. The next week in Detroit he led the way with seven stops. At weakside linebacker in 1990, Norton led Dallas in solo tackles, finished second in total tackles, topped all linebackers in sacks for the second straight year and tied for second on the club in both forced fumbles and fumbles recovered. All this despite missing most of the final two games after suffering torn cartilage and a sprained ligament in his right knee in the first quarter at Philadelphia (12/23). After surgery he spent most of the offseason prior to 1991 rehabilitating the injury. Earlier in 1990 Norton recovered a fumble on the Dallas two-yard line in Phoenix (10/14) then made a team-high 11 tackles, a sack and forced a fumble at the Buccaneers' 26-yard line to set up a field goal the next week in Tampa. In the Cowboys' 24-21 victory over the Rams (11/18), Norton forced and recovered a fumble at the Dallas six-yard line with the score tied in the fourth quarter. Dallas scored the winning field goal on the ensuing drive. In 1989 Norton played the equivalent of nine games, because he missed three games with an injured knee and played only the first and third quarters the last half

**NORTON, Cont.**

of the season. He still finished sixth on the team in tackles with 87, which would project out to over 150 tackles if he played four quarters for 16 games. Norton had 12 tackles in his first NFL start in the season opener against New Orleans (9/10) and two sacks the next week in Atlanta (9/17) before spraining his left knee against Washington (9/24). Norton returned to the lineup in Kansas City (10/22) then recorded a career-high 13 tackles the following game against Phoenix (10/29). After missing most of the season after breaking a thumb in preseason, Norton recovered a fumble and batted down a pass in the final three games of the year. A college teammate at UCLA of current Cowboys Troy Aikman, Frank Cornish and James Washington, Norton was selected in the second round in 1988, the highest pick used on a UCLA linebacker since Jerry Robinson was taken in the first round by Philadelphia in 1979. **GAMES/STARTS:** 1988 (3/0), 1989 (13/13), 1990 (15/15), 1991 (16/16), 1992 (16/16). Totals — 63/60.


**COLLEGE:** An All-America inside linebacker at UCLA, Norton led the Bruins in tackles each of his final two seasons. Norton, who was the only West Coast nominee for the Butkus Award in 1987, also broke up 18 passes during his Bruins career.

**PERSONAL:** Ken Norton, Jr., averaged 8.8 yards per carry as a senior tailback at Westchester High School in Los Angeles. He did not play football until his junior year. His father Ken, Sr., is the former heavyweight boxing champion and played football at Northeast Missouri State. Ken, Jr., a political science major at UCLA, took part in the Superstars competition following the 1992 season. He contributes his time to the Big Brothers and to Entertainers and Athletes for Kids in Los Angeles. This year Ken served as the Honorary Ambassador for Dallas Children's Hospital's "Weekend to Wipe Out Cancer," and he also gives his time to the Pediatric Aids Foundation and the Special Olympics in Dallas. He and wife Angela have a daughter, Brittney (3/15/85).

**NORTON'S COWBOYS TOTALS**

Year	Solo	Tackles		Sacks	QB Press.	Tkl/Loss	Passes Def.	For. Fum.
		Ast.	Tot.					
1988	0	0	0	0	-	-	1	0
1989	56	31	87	2½	5	-	0	1
1990	79	40	119	2½	4	-	1	3
1991	54	40	94	0	7	13(-34)	1	0
1992	64	56	120	0	8	2(-6)	2	2
Totals	253	167	420	5	24	15(-40)	5	6
<b>Playoffs</b>								
1991	12	5	17	0	2	1(-7)	1	0
1992	16	6	22	0	2	1(-2)	2	1
Totals	28	11	39	0	4	2(-9)	3	1

Year	Opponents' Fumbles Recovered		Yds.	Avg.	Long	TD	Year	Interceptions				
	No.	Yds.						No.	Yds.	Avg.	Long	TD
1988	1	11	11.0	11	0	0	1992	1	14	14.0	14	0
1990	2	0	0.0	0	0							
1992	2	0	0.0	0	0							
Totals	5	11	2.2	11	0							
<b>Playoffs</b>												
1992	2	9	4.5	9t	1							



**Jay Novacek**

TIGHT END • WYOMING  
HT: 6-4 • WT: 231 • BORN: 10/24/62  
FA FOR '90 • 9th YEAR



**PRO:** After establishing himself as one of the National Football League's top tight ends over the past three seasons, in 1993 Jay Novacek can accomplish what no other Cowboys player has ever done. With 50-or-more catches this season, Novacek will become the only player in team history with four consecutive 50-reception seasons. In 1992 Novacek became the first tight end, and only the second player in club history, to

NOVACEK, *Cont.*

record three seasons with 50-or-more receptions. Novacek also enters 1993 with three 100-yard receiving games with Dallas (five in the NFL). The Cowboys career record for 100-yard receiving games by a tight end is four by Doug Cosbie from 1979-88. Novacek has 186 career receptions in Dallas, just out of the Cowboys top 10 all-time receiving list, but within reach this season are Kelvin Martin and Timmy Newsome, who finished their Dallas careers tied for tenth on the club's all-time list with 212 catches, and Ron Springs (222 career receptions) who is ninth. Novacek leads all active players on the team in career NFL receptions with 268, and since 1990 he has more catches (186) than any NFL tight end. Two key drives in 1992 show Novacek's value to the club on third down. The first was a 19-play drive covering 68 yards in 11 minutes and 11 seconds against Phoenix (9/20). On three separate occasions during that drive, he came up with critical third down receptions, keeping the drive alive. Later in the season he played a vital role in Dallas' come-from behind victory at Denver (12/6) when he had five catches for first downs on third downs and caught three passes for 50 yards on a 77-yard drive to the game-winning touchdown late in fourth quarter. His team-high seven catches for 87 yards at Denver were his best catch and yardage day on the season. Nicknamed "Pay-check" by teammates because, "when you throw it to him, you can take it to the bank. He doesn't drop anything," explained Cowboys fullback Tommie Agee. Since 1990 Novacek has 43 third or fourth downs catches for first downs, including 20 in 1992, to finish second among Cowboys pass catchers. Novacek began last season where he left off in 1991, when he led NFC tight ends in catches (second in the NFL) and Dallas in third down catches for first downs. He finished 1992 with a career-high 68 receptions for 630 yards, surpassing the club season record for catches by a tight end of 64 set by Doug Cosbie in 1985. His 68 catches paced all NFL tight ends for the second time in three seasons, and his reception total was good for seventh overall in the NFC, earning him his second consecutive spot in the starting lineup at the Pro Bowl. With that appearance, Novacek and Emmitt Smith, who also earned his second consecutive start, became the first offensive players to start two consecutive Pro Bowls since Tony Dorsett and Pat Donovan in 1981-82. Novacek also led all NFC tight ends and was second in the NFL in receiving yards. For the second year in a row, Novacek earned first-team All-Pro Honors (AP and PFWA) and was also named All-NFC (UPI and Football News). With a reception in all of the Cowboys games in 1992, including playoffs, Novacek now has a 54-game pass catch streak when he lines up at tight end. In Super Bowl XXVII Novacek scored the Cowboys first touchdown, a 23-yard reception, to the tie score at seven in the first quarter against Buffalo. He went on to lead the team in catches with seven, which also tied his single-game high for the season. Twelve of his 18 career postseason receptions have gone for first downs, including five for first downs on third or fourth down. Novacek posted big numbers early in the 1991 season. Against Green Bay (10/6) he had 121 yards receiving on a career-high 11 catches, which were the most in the NFC in 1991, tied the second most catches in a game in team history and matched the club game record for a tight end set by Doug Cosbie in 1985. Two games later in Detroit (10/27), Novacek caught 10 passes for a career-high 131 yards, the second most ever by a Dallas tight end to Cosbie's 159 receiving yards in 1985. Novacek's 49-yard reception against the Lions is the longest by a Dallas tight end since Cosbie's 61-yarder in 1983. Novacek's season was marred when he suffered a sprained left knee late in the fourth quarter against the Giants (11/17). Heading into that Giants game, Novacek was fourth overall in the NFC in catches and led league tight ends in receiving yards. He was limited to holding for extra points and field goals in the next two games. After returning part-time to the offensive unit against Pittsburgh (11/28), Novacek returned to the starting lineup at Philadelphia (12/15) where he caught his 200th career pass. Despite the injury, Novacek surpassed his season career high for

NOVACEK, *Cont.*

receiving yards of 657 in 1990 with 664 yards, and he led the NFC, placing second in the NFL, in both receptions and receiving yards to earn his first trip to the Pro Bowl. In addition he was named first-team All-Pro by College & Pro Football News-weekly and was also named All-NFC by United Press International, Football News and Pro Football Weekly. In the playoffs he hauled in a game-winning touchdown grab on third-and-goal from the Bears' three-yard line in the fourth quarter of the first-round playoff game at Chicago (12/29). In 1990 Novacek became the first Cowboys tight end to earn first-team All-Pro honors (Football News), and he was also named second-team All-NFC by UPI. He led the team in catches in five of the first eight games, despite missing most of the Giants game (9/16) and playing only in passing situations at Washington (9/23) due to a sprained shoulder. He returned to start the next week against the Giants at the Meadowlands (9/30) and snared a season-high nine passes. In addition, Novacek scored his first touchdown with the Cowboys on his 100th NFL grab in that Giants game. Dallas signed Novacek as a Plan B free agent from Phoenix in 1990 after he caught 81 passes for 1,048 yards and eight touchdowns with the Cardinals from 1987-89. His best season with Phoenix came in 1988 when he grabbed 38 passes for 569 yards and four touchdowns. Novacek led NFC tight ends with 26 catches after seven weeks before a hamstring injury limited him the rest of the 1988 campaign. In the season's third game against Tampa Bay (9/18), he caught five passes for 102 yards, including a 42-yarder for a touchdown late in the fourth quarter to win the game. Two weeks later against the Rams (10/2), Novacek caught a season-high nine passes. He opened the 1987 season as the starting tight end and caught seven passes for 101 yards, the most by a Cardinals' tight end since 1974, against San Diego (9/20). However, a broken bone in his elbow in the sixth game forced him to miss five weeks. In 1986 he sat out the first six games of the year with a broken thumb and the final two games with a strained knee. A sixth-round draft pick by the Cardinals in 1985, Novacek played mainly on special teams as a rookie. GAMES/STARTS: 1985 (16/0-Card.), 1986 (8/0-Card.), 1987 (7/4-Card.), 1988 (16/1-Card.), 1989 (16/1-Card.), 1990 (16/15), 1991 (16/12), 1992 (16/16). Total — 111/49 (Dallas - 48/43)

**COLLEGE:** An All-America at Wyoming, Novacek averaged 22.5 yards per catch on 33 receptions as a senior in 1984. He finished his collegiate career with 83 catches for 1,536 yards and four touchdowns, including an 83-yarder.

**PERSONAL:** Jay McKinley Novacek was an all-state quarterback at Gothenburg, NE, High School where he was coached by his father Pat. The University of Wyoming record holder in the decathlon and the pole vault, Novacek won the Western Athletic Conference championship in the decathlon in 1984. He also competed in the decathlon at the 1984 U.S. Olympic Trials. In April, 1991, Novacek won the team event and had the highest individual score in the NFL-National Cutting Horse Association Super Stakes, which matched a top cutting horse professional with an NFL player. He followed that with a third place showing in the 1992 competition. He also participated in a celebrity cutting horse competition to benefit Texas A&M's children therapeutic program in 1991. Novacek hosts two one-week youth football camps at East Texas State University in Commerce, TX during the offseason. Jay and wife Yvette live on a 30-acre ranch in Denton, TX, with their yellow labrador dogs, Marlow and Teal, and own a ranch in North Platte, NE. Novacek donates his time to Happy Hills Farm, the Party Smart campaign, the Drug Abuse Resistance Education program and appeared on a 'Stay in School' poster for the Dallas All Sports Association. His brother Jason, also an outstanding decathlete, was signed as a free agent tight end by Cincinnati in 1990 after playing at Fresno State.

## NOVACEK, Cont.

NOVACEK'S NFL TOTALS											
Receiving						Rushing					
Year	No.	Yds.	Avg.	Long	TD	Year	No.	Yds.	Avg.	Long	TD
1985 (Card.)	1	4	4.0	4	0	1988 (Card.)	1	10	10.0	10	0
1986 (Card.)	1	2	2.0	2	0	Kickoff Returns					
1987 (Card.)	20	254	12.7	25	3	Year	No.	Yds.	Avg.	Long	TD
1988 (Card.)	38	569	15.0	42	4	1985 (Card.)	1	20	20.0	20	0
1989 (Card.)	23	225	9.8	30	1	SINGLE-GAME BESTS					
1990	59	657	11.1	41	4	Recepts. — 11 @ GBay, 10/6/91					
1991	59	664	11.3	49	4	Rec. Yards — 131 @ Det., 10/27/91					
1992	68	630	9.3	34	6	Long Rec. — 49 @ Det., 10/27/91					
Totals	269	3,005	11.2	49	22	TD Rec. — 2 @ Wash., 12/13/92					
Playoffs											
1991	5	58	11.6	25	1						
1992	13	136	10.5	23	2						
Totals	18	194	10.8	25	3						



## Mickey Pruitt

LINEBACKER • COLORADO

HT: 6-1 • WT: 218 • BORN: 1/10/65

FA FOR '92 • 6th YEAR

52

**PRO:** When injuries hit the Cowboys, during the middle of the 1992 season, Mickey Pruitt was welcomed back, giving the team added depth and experience both at linebacker and on special teams. Before rejoining the Cowboys Nov. 18, he had been out of football since being released September 1 by the Cowboys. Upon his return to the team, Pruitt appeared in the final seven games of the 1992 season. He played some at linebacker with the nickel defense against the Giants (11/26) and in the fourth quarter at Atlanta (12/21). His regular season totals included five tackles (3 solo, 2 assisted). Pruitt added three more tackles in the postseason. He recorded five special teams tackles, including a game-high two stops at Washington (12/13). Pruitt's first stint with the Cowboys began August 27, 1991, when he was claimed off waivers from Chicago. He saw action on special teams in the Cowboys' first two games before suffering a pulled left hamstring that forced him onto injured reserve September 10. Re-activated October 11, Pruitt saw action in the second quarter against Cincinnati (10/13), replacing an injured Ken Norton at strongside linebacker, and on his first play he stopped James Brooks for a 1-yard loss. Against Phoenix (11/3) he tied for the team lead in special teams tackles with three. Two weeks later at the Giants (11/17), Pruitt earned his first start as a Cowboy, moving into the lineup at strongside linebacker while Norton moved to the weakside. He took full advantage of the opportunity, recording a single-game career-high nine tackles. Signed as a free agent by Chicago in 1988, Pruitt was used mainly as a nickel linebacker and a special teams player during his three years with the Bears. His first NFL start came against Buffalo (10/2) in the fifth game of his rookie year, and he also started the next week in Detroit (10/9). Two games later Pruitt started against San Francisco (10/24) and had a season-high six tackles before suffering a sprained ankle that forced him out of the Bears' next two games. In Chicago's win over Philadelphia (12/31) in the "Fog Bowl" to earn a berth in the NFC Championship Game, Pruitt recorded his first pro interception. In 1989 Pruitt missed two games midway through the year but returned to start against Detroit (12/10). A starter in Chicago's last two regular-season games (Tampa Bay, 12/23 and Kansas City, 12/29) of 1990, Pruitt recorded six tackles in each of those starts and, against the Chiefs, his first career sack. He did not miss a game in 1990 despite breaking a bone in his left hand during practice on October 14. The Bears were 5-1 in Pruitt's six career starts. GAMES/STARTS: 1988 (14/3-Chic.), 1989 (14/1-Chic.), 1990 (16/2-Chic.), 1991 (12/1), 1992 (7/0). Totals — 67/7 (Dallas-19/1).

**COLLEGE:** An All-America pick at safety in 1987, Pruitt set a school record for tackles by a defensive back with 116 his senior year at Colorado. He was Sports Illustrated's Player


THE PLAYERS

*PRUITT, Cont.*

of the Week for his 18-yard interception return for a touchdown in Colorado's 26-17 win over Washington State. The three-time All-Big Eight pick started eight games as a freshman for the Buffaloes.

**PERSONAL:** Mickey Aaron Pruitt earned all-state honors at Chicago's Paul Robeson High School as a receiver, running back, safety and punt returner. He received his degree in communications from Colorado.

PRUITT'S NFL TOTALS									
Year	Solo	Tackles		Tot.	Tkl/ Loss	Sacks	QB Press.	Passes Def.	For. Fum.
		Ast.							
1988 (Chic.)	4	9	—	13	-	0	-	0	0
1989 (Chic.)	3	3	—	6	-	0	-	0	0
1990 (Chic.)	6	9	—	15	-	1	-	0	1
1991	5	6	—	11	1(-1)	0	0	0	0
1992	3	2	—	5	0	0	0	0	0
<b>Totals</b>	<b>21</b>	<b>29</b>	<b>—</b>	<b>45</b>	<b>1(-1)</b>	<b>1</b>	<b>0</b>	<b>0</b>	<b>1</b>
Playoffs									
1988 (Chic.)	1	1	—	2	-	0	-	1	0
1990 (Chic.)	1	1	—	2	-	0	-	0	0
1991	0	1	—	1	0	0	0	0	0
1992	1	2	—	3	0	0	0	0	0
<b>Totals</b>	<b>3</b>	<b>5</b>	<b>—</b>	<b>8</b>	<b>0</b>	<b>0</b>	<b>0</b>	<b>1</b>	<b>0</b>
INTERCEPTIONS									
Year	No.	Yds.	Avg.	Long	TD				
1988 (Chic.)	2	26	13.0	15	0				



## Alfredo Roberts

TIGHT END • MIAMI  
HT: 6-3 • WT: 251 • BORN: 3/1/65  
FA FOR '91 • 6TH YEAR



**PRO:** Although Alfredo Roberts may be the most unsung contributor to the Dallas offense in terms of recognition and publicity, there are few other players on the Dallas roster who have had as much a hand in the success of the Cowboys running game, and Emmitt Smith's back-to-back rushing titles, than Roberts. Recognized by NFL insiders throughout the league as one of the game's premier blocking tight ends, Roberts is usually on the field when the Cowboys running game is operating at its peak of productivity. And in the NFC East, you have to run the ball in order to be successful. Since coming to Dallas as a key Plan B acquisition in the spring of 1991, Roberts has helped spark a Dallas offense that has improved from a No. 28 NFL ranking in 1990, to No. 9 in 1991 and No. 4 in the Super Bowl season of 1992. Last year, Roberts earned starting assignments in four games where the team deployed the double tight end alignment for the purpose of establishing the running game. In each of those games: New York (twice), Kansas City (10/18) and Detroit (11/8), the Cowboys averaged 127 yards on the ground, and the offense was able to control the tempo of the game by using Smith to eat up yardage and take time off the clock. Roberts, a more than capable receiver, has also teamed with All-Pro Jay Novacek to form one of the NFL's most valuable tight end combinations in each of the past two seasons. Last year, Roberts caught just three passes for 36 yards (and a single season career best average of 12 yards per catch), while Novacek led all NFL tight ends with 68 receptions. His most important catch of the year, an 18-yarder in the first half of the Giants game (9/13), set up a Dallas touchdown. Although unheralded, Roberts was a steady and consistent contributor throughout the 1992 season before a major knee injury sidelined him for the post season in

**ROBERTS, Cont.**

the final game of the regular season against Chicago (12/27). A long, hard off-season of rehabilitation has put Roberts back in the position to be a key figure in the Dallas offense once again in 1993. In his first season as a Cowboy in 1991, Roberts saw action in all 16 games and drew starting assignments in 10 of those contests. From the receiving standpoint, he turned in his most productive season as a pro, recording career-high numbers for catches (16) and receiving yardage (136) in a season. Roberts got off to a fast start in his debut as a Cowboy, tying his career-best mark for catches in a game with three for 33 yards, in the season-opening win at Cleveland (9/1). He registered his longest catch as a Cowboy in his first starting assignment for Dallas — a 21-yarder vs. the Giants (9/29) at Texas Stadium. After Novacek suffered an injured knee at New York (11/17), Roberts received the call for full-time duty in the Cowboys' next three wins over Washington (11/24), Pittsburgh (11/28) and New Orleans (12/8). During that stretch, he caught seven passes for 53 yards. His one-yard TD catch at Detroit (10/27) was the second scoring reception of his career, with his only other touchdown coming indoors also — at Seattle in 1989. A rugged player, who has also been very durable as a professional, Roberts has not missed one of his 80 career regular season games with the Cowboys and Chiefs, since entering the NFL as an eighth-round draft choice in 1988. In 1990, he started 13 games and led all Kansas City tight ends in receptions with 11 catches for 119 yards, as the team earned an AFC wild card playoff berth. He registered his career-long reception in '90 — a 37-yarder against Detroit (10/4). In 1989, Roberts made two starts and caught eight passes for 55 yards. He picked up his first career TD reception on a two-yard toss from Ron Jaworski (10/8) that provided the winning margin in a 20-16 win over Seattle. As a rookie in 1988, Roberts started the first seven games of the season, and became the Chiefs' lowest-round draft choice to start on opening day since 1967. Roberts caught nine passes for 90 yards through the first six games of his rookie season but was slowed by a mid-season shoulder injury that required arthroscopic surgery following the season. **GAMES/STARTS:** 1988 (16/7-K.C.), 1989 (16/2-K.C.), 1990 (16/13-K.C.), 1991 (16/10), 1992 (16/4). Total — 80/36.

**COLLEGE:** Roberts played for Jimmy Johnson-coached teams at the University of Miami that compiled an overall record of 41-8 from 1984 to 1987. As a senior, he shared the starting tight end position, catching 13 passes for 137 yards, as the Hurricanes finished 12-0 and captured the 1987 national championship with a win over Oklahoma in the Orange Bowl. His career numbers included 29 receptions for 296 yards and four touchdowns. Roberts was also a red-shirt freshman on the 1983 Miami national championship squad. His college teammate, long-time friend and fellow Ft. Lauderdale, FL native is Cowboys wide receiver Michael Irvin.

**PERSONAL:** Roberts was an all-city and (second team) all-state selection at South Plantation High School in Ft. Lauderdale, Florida. He led his football team to two straight city championships and was a second-team all-state catcher/first baseman on the baseball team. He also led his team in hitting for two of his three high school baseball seasons. Roberts graduated from the nearby University of Miami with a degree in criminal justice. He has put his college major to work in the Dallas area by serving on the Law Enforcement Advisory Board at Dallas Baptist University. Roberts owns two houses in Broward County, FL that are used for a family-owned project called Home Sweet Home. The houses are operated, by Alfredo's parents, to provide a home-styled family environment for handicapped children. Alfredo and his wife Angel live in Carrollton, TX.

ROBERTS, Cont.

ROBERTS' NFL TOTALS

Year	Receiving				
	No.	Yds.	Avg.	Long	TD
1988 (K.C.)	10	104	10.4	20	0
1989 (K.C.)	8	55	6.9	25	1
1990 (K.C.)	11	119	10.8	27	0
1991	16	136	8.5	21	1
1992	3	36	12.0	18	0
Totals	48	450	9.4	27	2
Playoffs					
1990 (K.C.)	2	26	13.0	15	0



Mike Saxon

PUNTER • SAN DIEGO STATE  
 HT: 6-3 • WT: 200 • BORN: 7/10/62  
 FA FOR '85 • 9th YEAR



**PRO:** Entering his ninth season in a Dallas uniform, Mike Saxon now has the longest tenure with the same team of any punter in the NFC, and only Rohn Stark of Indianapolis (entering his 12th season) and Reggie Roby of Miami (entering his 11th season) have been with their teams longer among NFL punters. Showing no signs of age, the past four seasons have been Saxon's best as a pro, and during that time, Saxon has rewarded the Cowboys by establishing the team career record in gross (41.5) and net (34.8) punting average. His 43.0 average in 1992 was his second best season average and the fifth highest in team history, placing him fifth in NFC in punting average. Posting his second season with a 43-yards or better gross punting average, Saxon joins Sam Baker as the only Dallas punters to record two seasons of 43.0 yards or better. Saxon finished fourth in the NFC, sixth in the NFL, in the percentage of his punts that landed inside the 20 (19 of 61, 31.2%), and he tied for fourth in the NFC in punts inside 20. He started the season out on the right foot by averaging 49.0 yards on four punts, with two inside the 20, against the Redskins (9/7) in the season opener. With Phoenix in town (9/20), Saxon recorded his season-long punt of 58 yards, and a few weeks later against Kansas City (10/18) he earned a game ball from the coaching staff when he put two of his four punts inside the 15-yard line and averaged 45.5 yards per boot on the day, including a last second punt from the Dallas 34-yard line to run out the clock. In 1992 Saxon continued to be one of the league's masters at pinning opponents inside their 20-yard line. Last season he totaled 19 inside the 20s to run his league-high total to 166 since 1985, and he also passed the club career mark of 159 punts inside the 20 set by Danny White from 1976-88. Over the final five regular season games, Saxon killed seven-of-his-15 punts inside the 20 while allowing only one touchback. In six postseason matches, Saxon has averaged 43.5 yards, good for third best in league play-off history behind Rich Camarillo (44.5) and Lee Johnson (44.4). In a 1985 postseason game against the Rams (1/4/86), Saxon set a club playoff-record by averaging 46.9 yards. He enters 1993 with streaks of 90 straight games played, to tie for the team lead, and 204 straight regular-season punts without a block dating back to a visit to the Giants on Dec. 16, 1989, the second longest streak in team history. He also owns the third longest streak in club



SAXON, *Cont.*

annals with 190 punts without a block from 1986-89. Until a block on his first punt of Super Bowl XXVII, Saxon had gone 53 straight games and 220 straight punts, including playoffs without a block. In 1991 he finished second in the National Football Conference and tied for fourth in the National Football League in net punting average with a 36.8 mark, bettering his career-high for the second consecutive year. After entering the season with a single-game best gross average of 48.8, Saxon exceeded that mark three times in 1991. Against Philadelphia (9/15) he averaged 49.5 yards, then against Phoenix (11/3) maintained a career-high 49.8 pace, the highest by a Cowboys player since Danny White averaged 50.0 yards against the Rams in 1979. When Dallas handed Washington its only 1991 defeat at RFK (11/24), Saxon averaged 49.7 gross yards per punt, while keeping a 47.7 net pace to exceed his previous single-game high net average (43.3 vs. Redskins in 1985) by more than four yards. In 1990 Saxon finished fourth in the NFL in gross average with a career-high 43.2 mark, which is the fourth highest in team history and the best since 1969 when Ron Widby averaged 43.3 yards per boot. Saxon also tied for fourth in the league in punts inside the 20 with 20. He is the only NFL player to knock 16-or-more punts inside the opponents' 20 in each of the past six campaigns, including 1986 and 1987 when he led the league. Of his five career punts of 60-or-more yards, four came during the 1990-91 seasons including a career-long 64-yarder against Atlanta in 1991's regular-season finale. In 1990 against Tampa Bay at Texas Stadium (10/7), Saxon earned a coaches' game ball after cornering the Bucs twice inside their 10-yard line. After signing with Dallas as a free agent in 1985, Saxon quickly showed he could handle pressure, despite his rookie status. His first NFL punt, against Washington (9/5) before a national Monday night television audience, sailed a season-long 57 yards. He wrapped up his best day as a pro with a 48.8 average, 43.3 net average and four punts inside the Redskins' 20. For his rookie season, Saxon averaged 41.9 yards per punt, highest ever by a Cowboys' rookie. In 1986 he set a Cowboys' record for punts in a season with 86 to eclipse the old mark of 82 set by Danny White in 1984. An 11th-round draft choice by Detroit in 1984, Saxon was released on the final cut after averaging 43.5 yards per kick in preseason. GAMES/STARTS: 1985 (16/0), 1986 (16/0), 1987 (12/0), 1988 (16/0), 1989 (16/0), 1990 (16/0), 1991 (16/0), 1992 (16/0). Total — 124/0.

**COLLEGE:** A walk-on at San Diego State, Saxon set school records for punting average in a game (54.8 vs. BYU in '83), season (45.5 in '83) and career (44.1). The honorable mention All-America also holds the record for the longest punt in Aztecs history with an 80-yarder against BYU in 1982. Saxon attributes much of his punting success to his collegiate coach, Gary Zauner. Mike attended Pasadena City College before transferring to San Diego State.

**PERSONAL:** A native of Whittier, CA, Michael Eric Saxon starred in baseball and as a wide receiver, defensive back and punter at Arcadia High School. Mike, who has a daughter, Erika Leigh (1/25/90), has done real estate work in Nellie Gale Ranch, CA, in the offseason. He also is an instructor with Ben Agajanian's youth kicking camps in Long Beach. In 1991 Saxon donated \$100 for each punt inside the 20 to the Dallas Children's Medical Center. He also appeared on the "DFW Classics Calendar," which was sold to raise money for the Kent Waldrep National Paralysis Foundation. Saxon majored in business management at San Diego State.

SAXON, Cont.

SAXON'S COWBOYS TOTALS


Year	No.	Yds.	Punting			In 20	Long	Blk.	Net
			Avg.	TB					
1985	81	3,396	41.9	10	20	57	1	35.5	
1986	86	3,498	40.7	10	28	58	1	34.5	
1987	68	2,685	39.5	5	20	63	0	34.2	
1988	90	3,271	40.9	15	24	55	0	34.2	
1989	79	3,233	40.9	6	19	56	2	34.3	
1990	79	3,413	43.2	8	20	62	0	35.6	
1991	57	2,426	42.6	5	16	64	0	36.8	
1992	61	2,620	43.0	9	19	58	0	33.5	
Totals	591	24,542	41.5	68	166	64	4	34.8	
Playoffs									
1986	7	328	46.9	2	2	53	0	35.9	
1991	8	358	44.8	1	2	52	0	38.4	
1992	11	445	40.5	1	2	57	1	30.9	
Totals	26	1,131	43.5	4	6	57	1	34.4	

SINGLE-GAME CAREER HIGHS

Punts - 10 vs. Chic., 11/17/85  
 Gross Average - 49.8 vs. Phoe., 11/3/91  
 Inside 20 - 4 twice, last vs. Pitt., 10/13/85  
 Long - 64 vs. Atl., 12/22/91  
 Net Average - 47.7 @ Wash., 11/24/91

Inside 20 Since 1985

	1985	1986	1987	1988	1989	1990	1991	1992	Totals
1. Mike Saxon, Dallas	20	28	20	24	19	20	16	19	166
2. John Kidd, San Diego	33	14	20	13	15	14	22	22	153
3. Jeff Gossett, L.A. Raiders	18	21	4	27	12	19	26	17	144
4. Rich Camarillo, Phoenix	17	16	14	11	21	16	19	23	137
5. Rohn Stark, Indianapolis	12	23	12	15	14	24	14	22	136



Emmitt Smith

RUNNING BACK • FLORIDA  
 HT: 5-9 • WT: 209 • BORN: 5/15/69  
 D-1 FOR '90 • 4rd YEAR



**PRO:** After posting what many would have considered a career-year in 1991, Emmitt Smith came out in 1992 and did himself one better. Last year Smith became the ninth NFL player to win consecutive rushing titles and the first since Eric Dickerson turned the trick in 1983-84. Smith set a new Dallas rushing record with 1,713 yards while also leading the league and setting new Cowboys standards for rushing touchdowns (18) and total touchdowns (19). He also made history by becoming the first player to win the rushing title and the Super Bowl in the same season. He posted the 10th best rushing season in NFL history and is the first NFL player since Walter Payton in 1984-85 with consecutive 1,500-yard rushing seasons. By adding a third 1,500 yard season in 1993, he would become the first runner in league history with three consecutive 1,500 yard seasons, and it would give him over 5,700 career yards, moving him ahead of Robert Newhouse (4,784 yards) in the fourth spot and Calvin Hill (5,009) in the third spot on the Cowboys all-time rushing list. With his 19 touchdowns, Smith joins Bob Hayes (4 straight from 1965-68) as the only Dallas players with 3 straight 10-touchdown seasons and is the first player in team history with three straight seasons with 10-or-more rushing touchdowns. His 43 career touchdowns rank him eighth on the club's all-time touchdown list, and with 41 career rushing touchdowns, he is now third on the Cowboys rushing touchdown list behind Don Perkins (42) and Tony Dorsett (72). Not to limit the heroics to the ground, Smith also posted career-highs with 59 receptions, tops in the NFC and third in the NFL among running backs, for 335 receiving yards. Smith's 2,048 yards from scrimmage set a new Dallas record, led the NFC and was second in NFL. His value to Cowboys' success can be seen in

*E. SMITH, Cont.*

the club's 29-1 mark when he carries the ball 20-or-more times a game and 21-1 record when he rushes for 100 yards, including 17 straight wins in which Smith rushed for 100 yards. The century mark has become a big number in Smith's career, having rushed for 100 yards in 92-of-136 games dating back to high school (45-of-49 at Escambia H.S., 25-of-34 at Florida and 22-of-53 at Dallas, including playoffs). In 1992 Smith also established a Dallas mark for rushing attempts with 373, and rushing-receiving attempts from scrimmage with 432. His performance in 1992 earned him his third straight Pro Bowl appearance, second straight as starter, and he became the first Dallas player to start two straight Pro Bowls since Everson Walls, Ed Jones and Randy White in 1982-83; the first offensive player to start consecutive Pro Bowls since Pat Donovan and Tony Dorsett in 1981-82; and the first running back to make three straight Pro Bowls since Dorsett in 1981-83. Smith is only the fourth player in team history to make the Pro Bowl in his first three seasons in the league. The others were Don Perkins (1961-63), Mel Renfro (1964-66) and Everson Walls (1981-83). Smith opened the season with 140 yards on the ground in a Monday night win over the defending Super Bowl Champion Redskins (9/7), earning NFC Offensive Player of the Week honors and becoming the first player to rush for over 100 yards against the Redskins in three consecutive games. Later in the season he had a streak of five straight games with over 100 yards rushing at Texas Stadium snapped against Seattle (10/11). Smith had surpassed the previous club mark of four straight 100-yard rushing performances at home against Phoenix (9/20). After bruising his hip in the third quarter against the Raiders (10/25), he missed two plays but returned to rush for 79 yards and two touchdowns, giving him 152 yards and three touchdowns on the day. His three touchdowns against the Raiders (10/25), which he would match two weeks later at Detroit (11/8), tied for the NFC-high in 1992 and earned him NFC Offensive Player of the Week honors. Smith started November, a month in which he would earn NFC Offensive Player of the Month honors, facing a tough Philadelphia defense (11/1) which entered the game ranked first in the NFL in fewest yards allowed. Smith broke loose for 163 yards, the third highest rushing total of his career. He became the first 100-yard rusher against the Eagles in 53 games, a streak that dated back to Sept. 17, 1989. Smith had his team-record 34-game streak of leading the team in rushing yards snapped against the Lions (11/8), but he has led the club in rushing in 50 of 53 career games, including 44 of the past 45. Against the Rams (11/15), Smith matched Tony Dorsett's 1981 record by reaching 1,000 yards rushing in a season in 10 games, the fewest in team history. A week later, Smith demonstrated his versatility when he hauled in a career-high 12 catches at Phoenix (11/22), which were the second most in team history. On Thanksgiving Day against the Giants (11/26), Smith had a long day, recording a season-long 68-yard touchdown run and a season-long 26-yard touchdown catch. With Denver Head Coach Dan Reeves watching from across the field, Smith tied the single-season touchdown mark of 16 Reeves had established in 1966 by popping into the endzone with 2:47 remaining to give the Cowboys a 31-27 come-from-behind win over the Broncos (12/6). Smith wrapped up the regular season with 174 yards rushing at Atlanta (12/21), an NFC-high for 1992, and his second best day as a professional. Then in the regular season finale, he earned NFC Offensive Player of the Week honors against Chicago (12/27), when he ran for 131 yards and claimed the league rushing title. For his late season display, he was named NFC Offensive Player of the Month for December, making him the first NFL player to earn the honor in consecutive months. Entering 1992, Smith's goal was a 2,000 yard rushing season, and although he fell short in the regular season, he added 336 yards in the playoffs to finish the year with 2,049 yards on the ground. He strung together three 100-yard rushing games in the playoffs (114 against the Eagles — his second consecutive 100-yard day against Philadelphia, 114 against the 49ers and 108 against Buffalo). His three straight postseason 100-yard rushing days established a club record, and ties for the third longest postseason streak in league history. With his performance

*E. SMITH, Cont.*

against Buffalo in Super Bowl XXVII (1/31), Smith became the first Cowboys player to rush for 100 yards in a Super Bowl. He is now third on Cowboys all-time playoff rushing list with 521 yards and four touchdowns on 111 carries in five games, and his four career 100-yard rushing games in the playoffs is a Cowboys postseason record. A true iron man since entering the NFL in 1990, Smith has started a team-high 52 straight games, including playoffs. After the season, Smith earned consensus first-team All-Pro honors and also earned All-NFC honors from UPI and Football News. He joined Jimmy Johnson (1990) and Jerry Jones (1991) as recipients of the "Big D" Award from the Dallas All Sports Association in 1992. Smith first led the NFL in rushing in 1991, when he gained 1,563 yards, becoming the first Cowboys player to lead the league in rushing. At 22 years and seven months of age, he became the youngest player in league history and 28th overall to rush for over 1,500 yards in a season, and that performance helped earn him a starting spot in the Pro Bowl. With 365 carries he led the NFL, becoming the 19th player in league history to record over 365 carries in a season. Smith, the third youngest player to reach the 500-carry plateau, joined Walter Payton and Barry Sanders as the only players to do so before their 23rd birthday. His eight 100-yard rushing games in 1991 were the second most in team history, and with seven more in 1992, his 18 career 100-yard games is second on the Cowboys all-time 100-yard rushing games list behind Dorsett (43 games). Smith scored on a career-long 75-yard dash, the longest run in the NFC in 1991, and averaged a career-high 10.2 yards per carry in posting a 112-yard rushing game vs. Washington (9/9). Slowed by a stomach virus most of the game, he was still able to come off the bench to record a team-high eight receptions, including his first career touchdown catch. Against Phoenix (9/22) Smith earned NFC Offensive Player of the Week honors by putting together the third best rushing day in Cowboys history with a single-game career-high 182 yards rushing and two touchdowns, including a 60-yard touchdown run. With his 75 and 60-yard runs, Smith became the second player in team history to have more than one 60-yarder in the same season (Dorsett had an 84 and 77-yard run in 1977). Smith played five games against the top three run defenses in the league (No. 1 - Philadelphia, No. 2 - New Orleans and No. 3 - Washington), but against the Redskins (11/24) Smith rushed for 132 yards, his second 100-yard game against the Redskins in 1991 and the only two 100-yard games allowed by the Super Bowl Champions all year, on a single-game club record 34 carries. Four days later he gained 109 yards against Pittsburgh (11/28), and the following week he became the only player to gain 100 yards rushing against the Saints (12/8) by picking up 112 yards. With three straight 100-yard rushing games, Smith matched the second longest streak in team history. Smith's 160 yards and two touchdowns rushing against Atlanta (12/22) allowed him to surpass Sanders and Thurman Thomas to win the league rushing title. Smith also finished second in the NFC, third in the NFL, in yards from scrimmage, second in the NFL in touchdowns (13) and rushing touchdowns (12). For all his late season heroics in the Cowboys playoff drive, Smith was named NFC Offensive Player of the Month for December. He opened the playoffs in Chicago (12/29) by recording 105 yards against a Bears' team that had never allowed a running back to go over the century mark in postseason play, a record dating back to 1932 and spanning 27 games. Despite missing training camp and the preseason in 1990, Smith finished fifth in the NFC and 10th in the NFL with 937 rushing yards, tops among rookies. In addition, his 11 rushing touchdowns led NFL rookies, placed third in the NFC and fifth in the NFL. Smith earned his first professional start against the Giants (9/16) after little more than a week

*E. SMITH, Cont.*

with the club, and the following week at Washington (9/23) he scored his first NFL touchdown. Smith's 241 carries broke Dorsett's rookie club record of 208 set in 1977, and his three 100-yard rushing games were the second most ever by a Cowboys' rookie. A vital part of the Cowboys' four-game win streak late in the season, Smith caught four passes for a career-high 117 yards, including a career-long 57-yarder, against the Rams (11/18) in game one of the streak. Four days later he scored on a 48-yard scamper on his way to a season-high 132 yards rushing against Washington (11/22). Facing Phoenix (12/16), Smith rushed for 103 yards and a career-high four touchdowns to tie the club record for rushing touchdowns in a game. The first rookie halfback to start for the Cowboys since Ron Springs in the 1979 season opener, Smith was named NFL Offensive Rookie of the Year by AP, Football News, Pro Football Weekly and Pro Set Trading Cards and made the All-Rookie team of The National, Pro Football Writers Association, UPI, Football Digest, College & Pro Football Newsweekly, Football News, and Pro Football Weekly. He also became the first Cowboys player to participate in the Pro Bowl since Walker in 1988. GAMES/ STARTS: 1990 (16/15), 1991 (16/16), 1992 (16/16). Total — 48/47.

**COLLEGE:** An All-America and three time All-Southeastern Conference selection at Florida, Smith established 58 school records in three seasons, including a career rushing mark of 3,928 yards. He surpassed the 1,000-yard rushing mark in his seventh game, earlier than any player in college football history. He also became the second freshman to finish in the top 10 in the Heisman Trophy balloting (Herschel Walker was the other), and earned Freshman of the Year honors from UPI and The Sporting News. In 1989, he set a school single-game rushing mark with 316 yards against New Mexico on his way to a school-record 1,599 yards rushing for the season. In three seasons he became the fifth leading all-time rusher in SEC history and led the Gators in receiving in two-of-his-three seasons.

**PERSONAL:** Emmitt J. Smith III was a consensus All-America running back and prep Player-of-the-Year by PARADE Magazine and USA TODAY as a senior at Escambia, FL, High School. He posted the third highest career rushing and scoring totals in national high school history with 8,804 yards and 106 touchdowns. He also averaged 7.8 yards per carry, ran for over 100 yards 45 times and recorded only six fumbles. In 1986 he represented the nation's prep football players at the White House as part of the "Just Say No" anti-drug campaign. In 1992 he started the Emmitt Smith Charity Golf Tournament, played each March in Pensacola, with the money going to help numerous groups in the Pensacola area. He was a Miller Lite NFL Player-of-the-Year finalist in both 1991 and 1992, donating \$5,000 to the Sickle Cell Anemia Foundation of Dallas in his name each year. Smith also works with the Salvation Army, American Lung Association, and B.A.D. (Boxers Against Drugs). He also makes numerous speaking engagements at schools in the Dallas/Fort Worth area and in Pensacola. Emmitt has three brothers - Erik, Emory and Emil - and two sisters - Marsha and Connie. Erik is attending Pensacola Junior College, Emory is a sophomore on the Clemson football team and Emil is involved in football and track at Escambia High School. Emmitt's mother, Mary, father, Emmitt, and sister, Marsha, head up Emmitt Inc., a marketing and promotions company that handles Smith's merchandising. Emmitt is majoring in therapeutic recreation at Florida.

THE PLAYERS

E. SMITH, Cont.

**SMITH'S COWBOY TOTALS**

Year	Rushing					Year	Receiving				
	No.	Yds.	Avg.	Long	TD		No.	Yds.	Avg.	Long	TD
1990	241	937	3.9	48t	11	1990	24	228	9.5	57	0
1991	365	1,563	4.3	75t	12	1991	49	258	5.3	14	1
1992	373	1,713	4.6	68t	18	1992	59	335	5.7	26t	1
<b>Totals</b>	<b>979</b>	<b>4,213</b>	<b>4.3</b>	<b>75t</b>	<b>41</b>	<b>Totals</b>	<b>132</b>	<b>821</b>	<b>6.2</b>	<b>57</b>	<b>2</b>
<b>Playoffs</b>											
1991	41	185	4.5	19	1	1991	1	2	2.0	2	0
1992	71	336	4.7	38	3	1992	13	86	6.6	18	1
<b>Totals</b>	<b>112</b>	<b>521</b>	<b>4.7</b>	<b>38</b>	<b>4</b>	<b>Totals</b>	<b>14</b>	<b>88</b>	<b>6.3</b>	<b>18</b>	<b>1</b>

**SINGLE-GAME BESTS**

Rush Yards - 182 @ Phoe., 9/22/91  
 Rush Att. - 34 @ Wash., 11/24/91  
 Rush Avg. - 10.2 vs. Wash., 9/9/91  
 Long Rush - 75t vs. Wash., 9/9/91  
 TDs Rush. - 4 vs. Phoe., 12/16/90  
 Recept. - 12 @ Phoe., 11/22/92  
 Yds. Rec. - 117 @ Rams, 11/18/90  
 Lg. Rcpt. - 57 @ Rams, 11/18/90

**SMITH GAME-BY-GAME**

	Rushing					Receiving					
	No.	Yds.	Avg.	Long	TD	No.	Yds.	Avg.	Long	TD	
W-San Diego 9/9	2	2	1.0	1	0						
L-N.Y. Giants 9/16	6	11	1.8	5	0	2	12	6.0	8	0	
L-@ Washington 9/23	17	63	3.7	15	1	2	12	6.0	9	0	
L-@ N.Y. Giants 9/30	12	28	2.3	6	1	4	38	9.5	17	0	
W-Tampa Bay 10/7	23	121	5.3	16	1	2	-9	-4.5	-3	0	
L-@ Phoenix 10/14	12	48	4.0	14	0	1	8	8.0	8	0	
W-@ Tampa Bay 10/21	16	48	3.0	11	0						
L-Philadelphia 10/28	14	52	3.7	15	1						
L-@ N.Y. Jets 11/4	15	55	3.7	22	0	2	3	1.5	6	0	
L-San Francisco 11/11	6	40	6.7	23	0	1	-4	-4.0	-4	0	
W-@ L.A. Rams 11/18	21	54	2.6	12	0	4	117	29.3	57	0	
W-Washington 11/22	23	132	5.7	48t	2	2	5	2.5	4	0	
W-New Orleans 12/2	20	85	4.2	17	1	1	3	3.0	3	0	
W-Phoenix 12/16	24	103	4.3	11t	4	1	12	12.0	12	0	
L-@ Philadelphia 12/23	14	61	4.4	24	0	1	26	26.0	26	0	
L-@ Atlanta 12/30	16	34	2.1	13	0	1	5	5.0	5	0	
<b>1991</b>											
W-@ Cleveland 9/1	32	112	3.5	12	0	6	36	6.0	13	0	
L-Washington 9/9	11	112	10.2	75t	1	8	42	5.3	11	1	
L-Philadelphia 9/15	13	44	3.4	8	0	1	12	12.0	12	0	
W-@ Phoenix 9/22	23	182	7.9	60t	2	3	19	6.3	9	0	
W-N.Y. Giants 9/29	18	67	3.7	16	1	1	8	8.0	8	0	
W-@ Green Bay 10/6	32	122	3.8	26	0	7	21	3.0	14	0	
W-Cincinnati 10/13	19	62	3.3	12	1	3	18	6.0	8	0	
L-@ Detroit 10/27	16	66	4.1	15	0	3	4	1.3	3	0	
W-Phoenix 11/3	22	62	2.8	10	3	3	12	4.0	5	0	
L-@ Houston 11/10	12	49	4.1	14	0	5	29	5.8	11	0	
W-@ N.Y. Giants 11/17	34	132	3.9	32t	1	3	16	5.3	13	0	
W-@ Washington 11/24	17	97	5.7	36	0	3	16	5.3	13	0	
W-Pittsburgh 11/28	32	109	3.4	14	1	3	19	6.3	10	0	
W-New Orleans 12/8	27	112	4.1	10	0	2	9	4.5	7	0	
W-@ Philadelphia 12/15	25	75	3.0	13	0						
W-Atlanta 12/22	32	160	5.0	24	2	1	13	13.0	13	0	
<b>PLAYOFFS</b>											
W-@ Chicago 12/29	26	105	4.0	18	1						
L-@ Detroit 1/5/92	15	80	5.3	19	0	1	2	2.0	2	0	
<b>1992</b>											
W-Washington 9/7	27	140	5.2	20	1	3	13	4.3	11	0	
W-@ N.Y. Giants 9/13	23	89	3.9	14	1	8	55	6.9	20	0	
W-Phoenix 9/20	26	112	4.3	22	1						
L-@ Philadelphia 10/5	19	67	3.5	14	0	2	5	2.5	7	0	
W-Seattle 10/11	22	78	3.5	15	2						
W-Kansas City 10/18	24	95	4.0	14	1	4	35	8.8	15	0	
W-@ L.A. Raiders 10/25	29	152	5.2	26t	3	3	15	5.0	9	0	
W-Philadelphia 11/1	30	163	5.4	51	0	1	9	9.0	9	0	
W-@ Detroit 11/8	19	67	3.5	7t	3	3	13	4.3	7	0	
L-L.A. Rams 11/15	19	80	4.2	29	1	2	8	4.0	5	0	
W-@ Phoenix 11/22	23	84	3.7	17	0	12	67	5.6	16	0	
W-N.Y. Giants 11/26	17	120	7.1	68t	1	6	41	6.8	26t	1	
W-@ Denver 12/6	26	62	2.4	10	1	6	45	7.5	20	0	
L-@ Washington 12/13	25	99	4.0	18	0	5	16	3.2	7	0	
W-@ Atlanta 12/21	24	174	7.3	29t	2	2	5	2.5	4	0	
W-Chicago 12/27	20	131	6.6	31	1	2	8	4.0	4	0	
<b>PLAYOFFS</b>											
W-Philadelphia 1/10/93	25	114	4.6	23	1						
W-@ San Francisco 1/17/93	24	114	4.8	28	1	7	59	8.4	16t	1	
W-Buffalo 1/31/93	22	108	4.9	38	1	6	27	4.5	18	0	


E. SMITH, Cont.

**THE FIRST 48 CAREER GAMES**  
**NFL All-Time Career Rushing Leaders**

All-time Rank	Name	Att.	Yds.	Avg.	TDs
(2)	Eric Dickerson	1,118	5,418	4.8	46
(4)	Jim Brown	964	5,055	5.2	49
(1)	Walter Payton	1,007	4,581	4.5	38
(3)	Tony Dorsett	824	3,744	4.5	27
(5)	Franco Harris	766	3,597	4.7	25

**On Pace (Through 48 Games)**

Name	Att.	Yds.	Avg.	TDs
Barry Sanders	992	4,497	4.9	44
Emmitt Smith	979	4,213	4.3	41
Thurman Thomas	801	3,587	4.5	20



## Jimmy Smith


WIDE RECEIVER • JACKSON STATE  
 HT: 6-1 • WT: 205 • BORN: 2/9/69  
 D-2A FOR '92 • 2nd YEAR

82

**PRO:** After missing all of training camp and most of last season with a broken right leg, Jimmy Smith returns for his second season to compete for Kelvin Martin's former job as the Cowboys' third receiver. Smith, who came to the Cowboys as a second-round draft pick, viewed the departure of Martin via free agency as his chance "to walk through the door of opportunity." As a rookie, his opportunity was dashed in the first week of training camp when he sustained a broken leg on July 19. The speed that gave him big-play potential was slowed for the next several months. Smith returned to practice on September 28 and spent the first five weeks of the season on injured reserve before he was activated on October 7. Although he played most of the fourth quarter at wide receiver against Seattle (10/11), his game action was limited to only seven games. He did not have any pass receptions in his rookie season. His biggest contribution on special teams was at Atlanta (12/21) when he gained attention by pinning Deion Sanders at the Falcons' 11-yard line on punt coverage. Smith joined the Cowboys with the complete package of fluid movement, 4.4 speed in the 40 and outstanding body control. Because he had the knack for making big plays look easy at Jackson State, his smooth style earned him the nickname "Silk".

**COLLEGE:** As a senior Smith earned a spot on the Senior Bowl roster and was a second-team All-Southwestern Athletic Conference selection at Jackson State. He led the team in receptions with 43 catches for 804 yards and an impressive 18.4-yard average. He earned national player of the week honors against Delaware State by catching a school record 10 passes for 239 yards, including a 71-yard grab. En route to helping the 1990 Tigers to an 8-3 mark and a spot in the NCAA Division I-AA playoffs, Smith's junior season produced even more impressive numbers. He teamed with Tim Barnett (third round choice of Kansas City in '91) to form the top receiving tandem in the country. Smith was the team leader in receptions (40) and yards (877), while also compiling a stellar 21.3 yard average with nine TD catches.

**PERSONAL:** Smith was an all-conference performer at Calloway High in Jackson, MS. His father, Jimmy, Sr., was a linebacker in 1968 for the Cincinnati Bengals.



## Kevin Smith

CORNERBACK • TEXAS A&M  
 HT: 5-11 • WT: 177 • BORN: 4/7/70  
 D-1A FOR '92 • 2nd YEAR



**PRO:** It took Kevin Smith just ten games to crack the Dallas Cowboys' starting lineup as a rookie cornerback, gaining his first assignment against the Phoenix Cardinals on November 22, 1992. Within eight weeks, he was lining up against Jerry Rice in the NFC Championship Game in Candlestick Park, and two weeks later he was one of two Cowboys' rookies starting on the Dallas defensive unit in Super Bowl XXVII (along with Robert Jones). Because of his confidence, tremendous natural ability and intelligence, things have always happened rather quickly for Smith, the Cowboys' first pick in the 1992 NFL Draft and the 17th pick overall. In 1992, he was the Cowboys' youngest player on the roster at age 21. In the nine games that he started (including playoffs), Smith registered 36 tackles, seven passes defended, two interceptions, one forced fumble and one fumble recovery. He picked up his first career interception on the first play of the game at Denver (12/6) off of fellow rookie Tommy Maddox. He then closed the regular season with a theft against Chicago (12/27). In the NFC Championship Game, Smith was a very visible factor in the Dallas secondary where he collected a career-high eight tackles (seven solos), while returning a fumble recovery 11 yards. His regular season-high for tackles came against the Giants (11/26) with six total stops (five solos). His early season development was hampered somewhat by a preseason hamstring pull that kept him out of much of the full speed training camp work. Smith wound up being only the third defensive back drafted by Dallas in the first round (Aaron Kyle, 1976 and Rod Hill, 1982), and he was chosen with the highest pick ever used on a Dallas defensive back. He will return to the starting left cornerback position again this year, a spot he figures to hold on to for a long time. Last season, Smith paired with Larry Brown (age 23 in 1992) to form the youngest set of starting cornerbacks in the NFL. GAMES/STARTS: 1992 (16/6).

**COLLEGE:** A big play man throughout his career at Texas A&M. Midway through his final college season, Smith was called upon to return punts and quickly became one of the nation's finest. He returned one 71 yards for a score against Rice and then later added a 73-yard TD return against Texas. He finished the season with a 14.7 yard return average that was good for sixth in the nation. Smith scored six special teams/defensive touchdowns in four years at Texas A&M. He set a Southwest Conference record for career interceptions with 20, tied the conference mark for career touchdowns on interceptions with three and set Texas A&M career records for interception return yards (289) and passes defended (32). In addition Smith, who missed only one game during his four years at Texas A&M, started 38 straight games to end his collegiate career. A semifinalist for the Jim Thorpe Award, given to the nation's best defensive back, Smith also earned consensus All-America honors in 1991. He was an All-SWC selection for three straight years at A&M. His Aggie teams compiled a record of 27-9-1 (.743), played in three bowl games and won the conference title in 1991. The 17th overall pick in the 1992 draft, Smith was selected with the highest choice ever used on a defensive back from Texas A&M. He follows a group of ex-Aggies (Yale Lary, Det.; Bob Smith, Det.; Dave Elmendorf, Rams; Pat Thomas, Rams; and Lester Hayes, Raiders) who earned NFL All-Pro honors playing in the secondary.


**PERSONAL:** In his senior year at West Orange Stark High School in Orange, TX, Kevin Rey Smith not only recorded 12 interceptions but caught nine touchdown passes while playing wide receiver. He was recruited as a wide receiver by the University of Houston and Louisiana State University but chose to play defensive back at



## K. SMITH, Cont.

Texas A&M. He was the first Aggies player drafted by Dallas since guard Matt Darwin in the fifth round in 1985. During his senior year Smith roomed with linebacker Quentin Coryatt, who was selected by Indianapolis with the second overall pick in the 1992 draft. Smith was a successful baseball player in high school until his sophomore year, when a fastball hit him on the left side of the face, leading him to devote more time to football. He also competed in basketball and track in high school. Smith majored in recreation, parks and tourism at Texas A&M. His twin sisters received track scholarships to college but both chose to bypass athletics and pursue engineering degrees.

SMITH'S COWBOYS TOTALS													
Year	Solo	Tackles			Tkl/ Loss	Sacks	QB Press.	Passes Def.	For. Fum.	Fum. Rec.			
		Ast.	Tot.										
1992	22	9	—	31	0	0	0	8	1	0			
Playoffs													
1992	11	2	—	13	0	0	0	2	0	1			
Opponents' Fumbles Recovered					Interceptions								
Playoffs	Year	No.	Yds.	Avg.	Long	TD	Playoffs	Year	No.	Yds.	Avg.	Long	TD
1992	1992	1	11	11.0	11	0	1992	1992	2	10	5.0	7	0



## Vinson Smith

LINEBACKER • EAST CAROLINA  
HT: 6-2 • WT: 237 • BORN: 7/3/65  
FA FOR '90 • 6th YEAR

**PRO:** Perhaps there is no better example of the Cowboys' blue-collar "get the job done" style of defense than strong-side linebacker Vinson Smith. An unheralded performer who has taken the long road to the ranks of a Super Bowl starter, Smith has quietly gone about his business in each of the last two seasons as a solid and consistent member of the Dallas defense. A hard-nosed hitter who always comes up big against the run in the NFC East, Smith has been ranked among the top six tacklers on the Cowboys' defense in each of his past two seasons as a starter. Last year he finished the season ranked fifth on the team in total tackles with 69 stops, and he was a key element in the Cowboys' surge toward the No. 1 overall defensive ranking in the NFL (allowing opponents just 245.8 yards per game in total offense). His stellar play against the run also guided Dallas to the league's top rated rushing defense (77.8 yards per game). Although he came out of the game in most nickel pass defense situations, Smith still tied for the team lead in fumble recoveries (2), while leading all Dallas linebackers in tackles for lost yardage (three for minus nine yards). He started 13 games at strongside linebacker after starting the year before on the weakside. Smith registered double-digit tackle outings vs. Philadelphia (11 on 10/5) and Kansas City (10 on 10/18), and tied for the team lead in tackles (7) in the playoff victory over Philadelphia (1/10/93). He collected his first career sack on the first play of the season, setting the tone for the Cowboys upset win over the defending champion Redskins in the season opener (9/7). Both of his fumble recoveries in 1992 set up Dallas touchdowns: vs. Seattle (10/11) and at Denver (12/6). One of the team's most valuable special teams performers since joining the club in 1990, Smith tied for fourth on the squad in special teams tackles with 13 in 1992. He also earned a special teams game ball following the win over Phoenix (9/20) with three tackles on kick coverage. After 12 regular season starts at weakside linebacker in 1991, Smith was the sixth leading tackler on a defense that ranked No. 8 in the NFL against the run (98.2 yds. per game) while the Cowboys earned their first play-


## V. SMITH, Cont.

off spot in six years. A bout with hepatitis forced Smith to miss a mid-season stretch of three straight games against Phoenix (11/3), Houston (11/10) and New York (11/17). He led the defense in tackles in two of the four games prior to his illness vs. the N.Y. Giants (9/29) with a career-high 12 stops and against Cincinnati (10/13) with nine tackles. In '91, he averaged 6.8 tackles per game in the six games that he played against divisional foes. In his first year as a Cowboy in 1990, Smith surfaced as an invaluable special teams player, and a very capable substitute at weakside linebacker. He collected 22 tackles on kick coverage situations — a total that was second only to Cowboys special teams captain Bill Bates (23). Smith earned a special teams game ball for his performance in the Cowboys' 17-13 win over the Saints (12/2). In his first Cowboy game Smith recovered a fumble on the opening kickoff of the second half vs. the Chargers (9/9). In his first career start — in place of the injured Ken Norton at weakside linebacker, Smith responded with a team-high 11 tackles and a fumble recovery in the 1990 season final at Atlanta (12/30). That performance served as the springboard that enabled him to earn a starting job in 1991. He joined the Cowboys as a Plan B signee from Pittsburgh in 1990. Smith missed the 1989 season with the Steelers because of a foot injury. He entered the NFL by making the Atlanta Falcons roster as a free agent in 1988. He then moved on to Pittsburgh via the Plan B route after appearing in three games with the Falcons in 1988. An injured elbow limited his playing time with Atlanta. GAMES/STARTS: 1988 (3/0-Atl.), 1989 (IR-Pitt.), 1990 (16/1), 1991 (13/12), 1992 (16/13). Total - (48/26) (Dallas - 45/26).

**COLLEGE:** A two-year starter at inside linebacker, Smith led East Carolina in tackles each of his last two seasons, including 118 as a senior. Smith, who spent his first two seasons as a defensive lineman, finished his collegiate career with 294 tackles, four interceptions and two fumble recoveries. Robert Jones, the Cowboys' second first-round pick in the 1992 draft, is also a former middle linebacker from East Carolina. Smith helped recruit Jones to ECU.

**PERSONAL:** Vinson Robert Smith earned all-state honors in both football and baseball at Statesville, NC, High School. He received his degree in communications at East Carolina. Vinson enjoys reading and working with mentally handicapped children in North Carolina. He has a daughter, Jayme (12/23/84).

SMITH'S NFL TOTALS									
Year	Solo	Tackles		Tkl/ Loss		Sacks	QB Pres.	Passes Def.	For. Fum.
		Asst.	Tot.						
1990	15	8	—	23	—	0	0	0	1
1991	37	34	—	71	1(-2)	0	3	1	0
1992	33	36	—	69	3(-9)	1	1	0	0
Totals	85	78	—	163	4(-11)	1	4	1	1
Playoffs									
1991	2	6	—	8	0	0	0	0	0
1992	4	9	—	13	0	0	0	0	0
Totals	6	15	—	21	0	0	0	0	0
Opponents' Fumbles Recovered									
Year	No.		Yds.		Avg.		Long		TD
1990	2		0		0.0		0		0
1992	2		0		0.0		0		0
Totals	4		0		0.0		0		0



## Mark Stepnoski

CENTER • PITTSBURGH  
HT: 6-2 • WT: 269 • BORN: 1/20/67  
D-3A FOR '89 • 5th YEAR

53

**PRO:** In 1992, the rest of the National Football League took notice of what Dallas followers have known for each of the past three seasons — Mark Stepnoski is one of the premier centers in professional football. It took just four seasons in the NFL for

STEPNOSKI *Cont.*


Stepnoski to earn the Pro Bowl recognition that arrived in 1992, and as he heads into the prime of his career, the Cowboys center should be among the league's elite offensive linemen for years to come. Although he is the Cowbobs' smallest lineman in physical stature, Stepnoski has a rare blend of quickness, solid football instincts and tenacity to go along with his consistent ability to get the job done on the inside. Aside from earning his first selection to the NFC Pro Bowl squad, Stepnoski was also named to the A.P. All-Pro Team (second team), while also collecting All-NFC recognition from the U.P.I. and the Football News. He is also only the second Dallas center (Dave Manders, 1966) to be selected to the Pro Bowl. Stepnoski joined fellow linemate Nate Newton, who also earned his first Pro Bowl trip in '92, in leading an offensive line that developed into one of the NFL's most productive and cohesive units. The Cowboys allowed a team record of just 23 sacks of quarterback Troy Aikman — a figure that was second best in the NFL. Dallas also led the entire league in fewest yards lost due to sacks — just 112 over 16 regular season games for an average of just 7.0 yards per game. The Cowboys' line registered 11 regular season games of permitting one-sack-or-less, and along the way, Troy Aikman enjoyed his first injury-free NFL season. In addition, running back Emmitt Smith led the NFL in rushing for a second straight year with a club-record 1,713 yards. Including the playoffs, Stepnoski has started the last 58 games he's played, and that streak included 39 straight games before he missed the first two games of 1992 in the aftermath of extended contract negotiations — he was not on the active roster vs. Redskins (9/7) and Giants (9/13). He earned a coaches' game ball award following his performance in the Cowboys 20-10 win over Philadelphia (11/1). Stepnoski's play enabled Emmitt Smith to become the first back to rush for over 100 yards (163 on 30 carries) against the vaunted Philly defense in over 50 games. In 1991, Stepnoski was also a key figure in helping to produce the NFL's top rusher in Emmitt Smith (1,563 yards) and the league leader in receiving yardage, Michael Irvin (1,523 yards). It was the first time in league history that one team had produced both statistical leaders in the same season. He was a visible figure in an offensive line that was easily the team's most dramatically improved position group. In addition to Smith and Irvin's numbers, the Cowboys' offensive line permitted two-sacks-or-less in 11 of the 16 regular season games in '91, while surrendering one sack-or-less on eight different occasions. As a result, Dallas quarterbacks Troy Aikman and Steve Beuerlein passed for 3,663 yards — the club's highest figure since 1985. He was awarded a coaches' game ball following a dominant performance in the Cowboys' 20-17 win over Green Bay in Milwaukee (10/6). Throughout all of 1991 and 1990, he consistently graded out among the Cowboys' top offensive linemen on a weekly basis. Stepnoski is the highest draft choice (3rd round — 57th overall in 1989) of all Dallas' offensive linemen. He finished his rookie season in 1989 by starting the final four games at center and grading out as the team's best offensive lineman during that stretch. He was the first rookie to start at center for Dallas since Robert Shaw in 1979. Stepnoski was part of the Cowboys' stellar 1989 draft class that produced four current starters — Troy Aikman, Daryl Johnston, Stepnoski and Tony Tolbert — in the first four rounds. GAMES/STARTS: 1989 (16/4), 1990 (16/16), 1991 (16/16), 1992 (14/14). Total — (62/50).

**COLLEGE:** Stepnoski became a starting guard for Pitt in the third game of his freshman year. As a sophomore in 1986 he earned third-team All-America notice and made the Football News Sophomore All-America team. He was slowed by an ankle injury in '87 that forced him to miss his only college game, but he rebounded to win first-team All-America honors in '88. He also was named an Outland Trophy finalist and Lombardi Award semifinalist that year. Stepnoski was a two-time Academic All-America and in '88 was one of 11 National Football Foundation and Hall of Fame scholar-athletes.

**PERSONAL:** Mark Matthew Stepnoski attended Cathedral Prep High School in

## STEPNOSKI Cont.

his native Erie, PA, where he was a star football player and member of the National Honor Society. In 1984 Stepnoski was named a high school football All-America by USA Today and Parade Magazine. His father Marty was a teammate of Hall of Fame receiver Fred Biletnikoff on the 1960 Erie Tech High School team. He owns a degree in communications from the University of Pittsburgh. He is an avid reader and enjoys sampling the cuisine at many of Dallas' finest restaurants.



## Tony Tolbert

DEFENSIVE END • TEXAS-EL PASO  
HT: 6-6 • WT: 265 • BORN: 12/29/67  
D-4 FOR '89 • 5th YEAR



**PRO:** The development of the Dallas defensive line under Jimmy Johnson draws a direct parallel to the development of the Cowboys starting defensive left end for each of the last two and a half seasons — Tony Tolbert. After coming to the Cowboys as an unheralded 230 pound outside linebacker in 1989, Tolbert has added strength, size and productivity in each of his four seasons in the NFL. Since 1990, no other Dallas player has registered more sacks that Tolbert's 21.5, and in that time, no other Cowboy defender has been more productive with less fanfare than the former collegiate linebacker from UTEP. Last year, he led all Dallas defensive linemen in total tackles (87) for the second straight season. He was a key figure in helping Dallas to the No. 1 overall defensive ranking in the NFL in 1992, and his play was most visible against the run, lifting the Cowboys to the NFL's top spot in rushing defense (allowing just 77.8 rushing yards per game). Tolbert finished the season ranked second on the team in sacks with 8.5 (behind fellow end Jim Jeffcoat's 10.5), and the Cowboys' pass rush was a dominant factor in the team finishing the year ranked fifth in the NFL in passing defense. The '92 Cowboys registered 44 sacks to rank fourth in the NFC, while nearly doubling the total of 23 sacks in 1991. In the second through fifth games of the '92 season, Tolbert put together a red-hot streak of productivity in which he collected six sacks (with at least one in each game), 32 total tackles, and two forced fumbles. He earned coaches' game ball awards in three of those four games vs. the Giants (9/13), Phoenix (9/20) and Seattle (10/11), and in the other outing (10/5 at Philly) he collected a career-high tackle total of 12 stops. Tolbert matched that tackle total at Washington (12/13) — including eight solos — and his 12 tackle performances vs. Philadelphia and Washington marked single game highs for Dallas defensive linemen in 1992. Tolbert finished the season with career high marks for tackles (87), sacks (8.5) and forced fumbles (3). In addition he closed the year tied for the team lead in forced fumbles while also tying for second in the defense in quarterback pressures with 19. Tolbert contributed two of Dallas' five sacks of Randall Cunningham in the Cowboys' divisional playoff win over Philadelphia (1/10), and he added another playoff sack in the Super Bowl win over Buffalo. He has now started the last 35 regular season games (40 including playoffs), a figure that is tops among all Cowboy defensive linemen. In 1991, Tolbert's first complete season as a full-time starter (left end), he made a visible impact on a defense that finished the year ranked No. 8 against the run in the NFL, allowing just 98.2 rushing yards per game. An active run-stopper, Tolbert also led the Cowboys in sacks (7) and quarterback pressures (25), while tying for the lead among defensive linemen in passes batted down with five. He closed out the season ranked fifth on the team in tackles with 73. His nine tackles at Houston (11/10) and at the Giants (11/17) were single game-highs among Cowboy defensive linemen in 1991 — and

TOLBERT *Cont.*

second only to his career-best 11 tackle performance at Atlanta in 1990. He finished tied for second on the team in forced fumbles with two (vs. Phoenix and Atlanta), and he picked up his lone fumble recovery of the year at Green Bay (10/6). From weeks four through eight in 1991, he put together a five game streak where he accounted for four of his team-leading seven sacks. In 1990, Tolbert played at both end positions and also at tackle in nickel pass rushing downs. He started the last three games of the season at right end and collected 18 tackles, eight QB pressures, one sack and one forced fumble in those final three outings. Tolbert finished the year ranked third in sacks with 6.0. He also finished third on the squad in quarterback pressures with 24. In 1989, he made his NFL starting debut against the defending Super Bowl Champion San Francisco 49ers (10/15), marking the first start by a Cowboy rookie defensive end since Randy White in 1975. The following week in Kansas City, he had one of his best career outings with 10 tackles, a pass defended and a forced fumble. Drafted in the fourth round, Tolbert is the highest NFL Draft pick from Texas-EI Paso since Fred Carr was selected in the first round by Green Bay in 1968. He is also part of the Cowboys' 1989 draft class that produced four current starters — Troy Aikman, Daryl Johnston, Mark Stepnoski and Tolbert — in the first four rounds. Tolbert and Johnston are the only members of that quartet who have played in all 64 regular season games since entering the league in 1989. Tony is one of three Dallas defensive starters from 1992 who attended Texas colleges (Larry Brown and Thomas Everett). GAMES/STARTS: 1989 (16/5), 1990 (16/4), 1991 (16/16), 1992 (16/16). Total — (64/41).

**COLLEGE:** A team captain his senior year, Tolbert led Texas-EI Paso to a 10-2 record, their best since 1931, and their first bowl appearance since 1967. He earned All-Western Athletic Conference and honorable mention All-America honors after leading the Miners in sacks with 11 and tackles for a loss with 15 in 1988.

**PERSONAL:** Tony Lewis Tolbert earned all-conference recognition at Dwight Morrow High School in Englewood, NJ, where he grew up a big fan of the New York Giants. He joins his fellow defensive end Jim Jeffcoat, as natives of the Garden State. Tolbert earned his degree in criminal justice from UTEP following his second season in the NFL.

Year	TOLBERT'S COWBOYS TOTALS					QB Press.	Passes Def.	For. Fum.
	Solo	Ast.	Tot.	Tkl/Loss	Sacks			
1989	33	19	52	-	2	18	6	1
1990	30	25	55	-	6	24	3	1
1991	38	35	73	4(-20)	7	25	5	2
1992	46	41	87	3(-11)	8 1/2	19	1	3
<b>Totals</b>	<b>147</b>	<b>120</b>	<b>267</b>	<b>7(-31)</b>	<b>23 1/2</b>	<b>86</b>	<b>15</b>	<b>7</b>
<b>Playoffs</b>								
1991	6	4	10	1(-1)	1/2	2	0	0
1992	3	5	8	0	2	7	0	0
<b>Totals</b>	<b>9</b>	<b>9</b>	<b>18</b>	<b>1(-1)</b>	<b>2 1/2</b>	<b>9</b>	<b>0</b>	<b>0</b>
		<b>Opponents' Fumbles Recovered</b>						
Year		No.	Yds.					
1991		1	0			0.0	Long 0	TD 0



## Mark Tuinei

TACKLE • HAWAII  
 HT: 6-5 • WT: 298 • BORN: 3/31/60  
 FA FOR '83 • 11th YEAR



**PRO:** Mark Tuinei enters his eighth season as the starting left tackle for Dallas, and joins Bill Bates and Jim Jeffcoat in finishing a decade with the Cowboys. Tuinei, who has played in more NFL games (133), including playoffs, than any other Cowboys

TUINEI *Cont.*

offensive player, started the first five games of the season. He earned offensive player of the game honors from the coaching staff for his blocking against Phoenix (9/20) during Emmitt Smith's 112-yard rushing outburst and Troy Aikman's 263 yard, 3 touchdown passing day. In the week leading up to the Kansas City game (10/18) Tuinei injured his back lifting weights and was forced to sit out the Chiefs' contest, but he returned to the starting lineup the following week at the Raiders (10/25) and remained there the rest of the season. Facing the tough Philadelphia defense (11/1), which was ranked first in the NFL in yards allowed going into the game, Tuinei earned a game ball from the coaching staff as his blocking helped spring Emmitt Smith for 163 yards rushing. The first 100-yard rusher against the Eagles in 53 games, a streak that dated back to Sept. 17, 1989. A stalwart at tackle, Tuinei's blocking skills helped the Cowboys rank fourth in the league in total offense in 1992, fifth in rushing and fifth in passing. He also helped lead Smith to his second consecutive NFL rushing title and ten 100-yard rushing days, including three straight in the playoffs. For the second consecutive season, Tuinei and the Dallas offensive line helped land four offensive skill players (Emmitt Smith, Michael Irvin, Jay Novacek and Troy Aikman) in the Pro Bowl. Tuinei first led Smith to the NFL rushing title in 1991, when he was the only player to record 100-yard days against Washington (twice) and New Orleans. Tuinei and the Cowboys' line was also the first group to keep the powerful Saints defense (12/8) from recording a sack in 1991. Tuinei started all 13 games he played in 1990, missing three games with a sprained right knee suffered in the Jets game (11/4). After being slowed with an injured left knee in 1987 and 1988, Tuinei started all 16 games in 1989. Working mostly against All-Pro Lawrence Taylor, Tuinei earned player of the game honors after Dallas held the Giants (10/1) without a sack. He originally injured his left knee in the 1987 Thanksgiving Day game against Minnesota and missed the rest of the year. He re-injured the knee after five games in 1988 and again sat out the remaining games. It took a few years before Tuinei settled at the left tackle position. He made the club in 1983 as a free agent defensive tackle where he played for two years. After moving to the offensive line in 1985, he backed up Tom Rafferty at center. In 1986 Tuinei worked at all three offensive line positions in training camp until injuries in the defensive line forced him to split practice time between offensive and defensive tackle. Against Denver in 1986 he led the Cowboys defensive linemen with six tackles while playing for the injured Randy White. The next week against Washington he became the starting left offensive tackle. GAMES/STARTS: 1983 (10/0), 1984 (16/0), 1985 (16/0), 1986 (16/11), 1987 (8/8), 1988 (5/4), 1989 (16/16), 1990 (13/13), 1991 (12/12), 1992 (15/15). Total — 127/79.

**COLLEGE:** Tuinei played his first two collegiate seasons at UCLA where he started at defensive tackle as a sophomore, finishing fifth on the team in tackles. He transferred to Hawaii but was nagged by injuries his senior year and played in only seven games.

**PERSONAL:** Mark Pulemau Tuinei (TOO-ee-nay) was born in Oceanside, CA, and raised in Honolulu, where he starred at Punahou High School. He was Hawaii prep lineman of the year as a senior, a state shot put champion and an all-star basketball player. His brother Tom was an All-Western Athletic Conference defensive tackle at Hawaii and played for the Detroit Lions and the Canadian Football League's Edmonton Eskimos. He also has a cousin, Dan Saleaumua, who is a nose tackle for the Kansas City Chiefs. Mark and wife Ponolani live in Carrollton, TX with their Rottweiler, Shaku Zulu, and Lhasa Apso, Lil' Mama.



## Alan Veingrad

GUARD/TACKLE • EAST TEXAS STATE  
 HT: 6-5 • WT: 280 • BORN: 7/24/63  
 FA FOR '91 • 8th YEAR



**PRO:** The valuable depth that Alan Veingrad provides the Cowboys offensive line was showcased in 1992 when he earned a game ball in his only start against Kansas City (10/18). Veingrad, replacing injured starting left tackle Mark Tuinei, held pass-rushing specialist Derrick Thomas to one sack in a 17-10 win. His presence as an experienced reserve is important because he can play every position in the line except center. After his outstanding effort against Kansas City, he was de-activated in four of the last 10 games and all of the post-season games. He also plays on the field goal and extra point units. After coming to the Cowboys from Green Bay as one of Dallas' two 1991 Plan B acquisitions, Veingrad's versatility, intelligence and experience enabled him to contribute in key situations at tackle, guard and as a third tight end on short yardage situations. He was a visible part of a Cowboys' offensive line that was easily the team's most improved position group in 1991. Although used mostly in a utility capacity, his efforts helped Emmitt Smith lead the NFL in rushing with 1,563 yards, while also providing the pass protection that enabled Michael Irvin to lead the league in receiving yards with 1,523. As a starter in four games, Veingrad also assisted an unheralded unit that permitted two-sacks-or-less in 11 of the 16 regular season games in 1991. The unit surrendered one sack-or-less on eight different occasions. His introduction to full-time play with Dallas began in the win over the Giants (9/29) when Tuinei went down in the first quarter with a groin injury. Veingrad stepped into Tuinei's spot vs. Lawrence Taylor and the defending Super Bowl champions and helped lead Dallas to a 21-16 win. He then started at left tackle for the next three games at Green Bay (10/6, his first Cowboy start), Cincinnati (10/13) and at Detroit (10/17) in a stretch where the Cowboys permitted just three quarterback sacks in 113 passing plays. He earned his fourth start of the year at right guard in Philadelphia (12/15) in place of the injured John Gesek. On that day, the Dallas line limited the NFL's most powerful defensive front to just one quarterback sack, while registering a 25-13 win. Veingrad started four games at offensive tackle for Green Bay in 1990. In 1989, he started the entire 16 game schedule at right tackle — playing ahead of the highly regarded rookie, Tony Mandarich. That season was a success from the standpoint that he was able to return to action after a career-threatening hip injury, and surgery, forced him to miss the entire 1988 season. Extensive rehabilitation enabled him to regain total health. Veingrad earned a roster spot as a free agent in 1986 and proceeded to win the starting right tackle job in camp. He started all 16 games as a rookie and played in 11 of 12 games — with two of them starts, in 1987. He had tryouts with both Tampa Bay, with whom he signed after the 1985 NFL Draft, and Houston prior to making the Packer roster in 1986. **GAMES/STARTS:** 1986 (16/16-G.B.), 1987 (11/2-G.B.), 1988 (I.R.-G.B.), 1989 (16/16-G.B.), 1990 (16/4-G.B.), 1991 (16/4), 1992 (11/1). Total — (86/43) (Dallas - 27/5).

**COLLEGE:** Veingrad was a two-time All-Lone Star Conference selection at East Texas State. A four-year letterman, he was also the team captain as a junior and senior in 1983 and '84. Following his senior season, he was named to the Kodak All-America team, as well as earning National Strength and Conditioning All-America honors. Veingrad was also a member of the East Texas track team (discus) for three years.

**PERSONAL:** Born in Brooklyn, New York, Alan Stuart Veingrad graduated from Sunset High School in Miami, Florida. He earned a degree in health and physical education at East Texas State University. His interests include fishing, reading, bike riding and racquetball. He resides in Miami.



## James Washington

SAFETY • UCLA  
 HT: 6-1 • WT: 203 • BORN: 1/10/65  
 FA FOR '90 • 5th YEAR

37

**PRO:** "We've got a melting pot defense," says safety James Washington. "We've got high picks, and we've got low picks. We've got Plan B guys, and we've got guys that

teams were trying to dump on us through trades. The key is every guy is willing to accept his role. Maybe no one knows who James Washington is, but I'm part of the number one defense in the NFL." After 1992, people should know who James Washington is. For the third year in a row, he led defensive backs, finishing third on the team, in tackles on a defense that was number one in the league in yards allowed and led the league in opponents third down conversion rate. Not bad for a Plan B guy as Washington says. Washington picked up where he left off in 1991, intercepting a Phil Simms pass at New York to set up Cowboys final TD against Giants (9/13) and also adding eight tackles. Two weeks later he logged a season high 11 tackles at Philadelphia (10/5). After starting the first four games at strong safety, Washington moved to free safety against Seattle (10/11) and Kansas City (10/18), moving back to strong safety in passing situations. Those two games were Washington's first at free safety for Dallas since getting the nod at free safety against Tampa Bay on Oct. 7, 1990. Although he did not start against the Raiders (10/25), breaking a string of 30 straight starts, Washington played strong safety in passing situations until late in the first quarter when Ray Horton went out with injury, vaulting Washington back into the lineup at free safety. He then returned to the starting lineup at free safety against Philadelphia (11/1) and went on to tie for the team lead in tackles at Detroit (11/8), Phoenix (11/22) and against the Giants (11/26). Washington's first quarter interception set up a quick Dallas touchdown against the Broncos (12/6), and then in the season finale he returned an interception 13 yards to the Bears' 38-yard line to set up a field goal against Chicago (12/27). On the year, Washington's three interceptions led to 17 Dallas points. A true team-player, Washington also added nine special teams tackles, including team-highs against the Redskins (9/7) and Raiders (10/25). His three interceptions in the regular season tied for team lead, and then he added two more during the post season, including the game clinching interception at the Cowboys 23-yard line with 1:58 left in the fourth quarter of the NFC Championship Game at San Francisco (1/17). On the same Rose Bowl field he played on in college, Washington returned an interception to the Bills 47-yard line to set up Dallas' first touchdown against Buffalo in Super Bowl XXVII (1/31). His biggest Super Bowl moment may have been in the second quarter with Dallas up 14-7. Buffalo had the ball at the Dallas one-yard line on third down when Ken Norton stopped Kenneth Davis on the goal line, and Washington came up to finish Davis off, leading to a fourth-down interception by Thomas Everett. That goal-line tackle turned the tide as Dallas moved out to a 28-10 halftime lead. In 1991, his first year as a full-time starter, Washington finished second on the team in tackles, leading all defensive backs, with a single-season career-high 113 stops. He led the team in double-figure tackle games with four and led or tied for the team lead in tackles five times, including a single-game career-high 16 tackles against the Giants (11/17) which tied him for the team's single-game season high. Against Phoenix (9/22), Washington recorded 10 stops to lead the team in tackles for the first time in his career, and the following week he had 11 tackles and forced a fumble at the Dallas six-yard line against the Giants (9/29) to prevent a score. He led the team with his 11 tackle performance against Phoenix (11/3) and recorded his first interception of 1991




*WASHINGTON, Cont.*

when he picked off a pass at the Dallas 11-yard line to deny the Cardinals a score. Against Philadelphia (12/15), Washington, who finished third on the team in passes defended with nine, intercepted his second pass of the season and batted away two others as Dallas clinched a playoff spot. A Plan B signee from the Rams, he earned his first NFL start at free safety in 1990 against San Diego (9/9). He went on to start 10-of-the-15 games he played, including the final eight at strong safety, lead the Cowboys in forced fumbles and tie for the team lead in interceptions. His 70 tackles led Dallas defensive backs, and his three interceptions and two recovered fumbles led to four Dallas touchdowns and a field goal. Washington earned NFC Defensive Player of the Week honors against Phoenix (12/16) when he was involved in three turnovers — two interceptions and a fumble that he forced and recovered — that led to three touchdowns. He had a season-high nine tackles against San Francisco (11/11), and two weeks later vs. Washington (11/22) he recorded his first interception as a Cowboy. With the Rams in 1989, Washington played behind Vince Newsome at free safety before suffering a thigh injury that forced him to miss the final half of the year. Drafted in the fifth round by the Rams in 1988, Washington finished second on the team in special teams tackles as a rookie and recorded his first NFL interception, against Seattle (10/23). **GAMES/STARTS:** 1988 (16/0-Rams), 1989 (8/0-Rams), 1990 (15/10) 1991 (16/16), 1992 (16/15). Total — 71/41 (Dallas-47/41).

**COLLEGE:** A four-year starter at UCLA, Washington led the Bruins in tackles his first two years. He also led the team in interceptions his freshman year. Washington earned honorable mention All-America honors as a freshman and was a second-team All-American his sophomore year. His UCLA teammates included current Cowboys Troy Aikman, Frank Cornish and Ken Norton.

**PERSONAL:** James McArthur Washington earned All-America honors at Jordan High School in Los Angeles, CA, where he caught 31 touchdown passes and had 12 interceptions. He also set a city record with a 95-yard interception return. James and wife Dana were Honorary Chairmen of the 1992 Easter Seals "Back a Fighter" campaign, helping raise money for children with disabilities. He has also organized a student outreach program in Los Angeles to motivate youngsters to stay in school and away from drugs. This spring James began work on Shelter 37, a community center in South Central Los Angeles that will feed and house up to 30 homeless people at a time. Washington, who earned his degree in history from UCLA, owns Summation Financial in Los Angeles. The Washingtons have a daughter, Shanell (8/14/84), and a son, Richard (3/15/91).

<b>WASHINGTON'S NFL TOTALS</b>													
Year	Solo	Tackles		Tkl. Loss	Sacks	QB Press.	Passes Def.	For. Fum.					
		Ast.	Tot										
1988 (Rams)	14	3	17	-	0	-	1	0					
1989 (Rams)	12	2	14	-	0	-	0	0					
1990	43	27	70	-	0	2	5	5					
1991	75	36	113	1(-1)	0	1	9	1					
1992	51	44	95	1(-2)	0	0	4	0					
<b>Totals</b>	<b>195</b>	<b>114</b>	<b>309</b>	<b>2(-3)</b>	<b>0</b>	<b>3</b>	<b>19</b>	<b>6</b>					
<b>Playoffs</b>													
1988 (Rams)	0	2	2	-	0	-	1	0					
1989 (Rams)	10	5	15	-	0	-	0	0					
1991	5	2	7	0	0	1	0	0					
1992	7	5	12	0	0	0	2	0					
<b>Totals</b>	<b>22</b>	<b>14</b>	<b>36</b>	<b>0</b>	<b>0</b>	<b>1</b>	<b>3</b>	<b>0</b>					
<b>Pass Interceptions</b>													
Year	No.	Yds.	Avg.	Long	TD								
1988 (Rams)	1	7	7.0	7	0								
1990	3	24	8.0	13	0								
1991	2	9	4.5	9	0								
1992	3	31	10.3	16	0								
<b>Totals</b>	<b>9</b>	<b>71</b>	<b>7.9</b>	<b>16</b>	<b>0</b>								
<b>Playoffs</b>													
1992	2	34	17.0	21	0								
<b>Opponents' Fumbles Recovered</b>													
Year	No.	Yds.	Avg.	Long	TD								
1990	2	0	0.0	0	0								
1992	1	0	0.0	0	0								
<b>Totals</b>	<b>3</b>	<b>0</b>	<b>0.0</b>	<b>0</b>	<b>0</b>								



## Erik Williams

TACKLE • CENTRAL STATE, OHIO  
HT: 6-6 • WT: 321 • BORN: 9/7/68  
D-3C FOR '91 • 3rd YEAR




**PRO:** A quiet, well mannered player in the Cowboys' locker room, Erik Williams becomes downright nasty on the playing field. "I was always trying to be that mean guy," says Williams. "I really want to grind a guy up. I like to play the game aggressively. I feel that's how the game should be played." His idea of how the game should be played largely came from the streets of Philadelphia where Williams grew up a huge Eagles fan, and when he first went out for football in high school he told the coaches he wanted to play defensive end. That was because he idolized Reggie White, the former Eagles' All-Pro defensive end. Little did he know it at the time, he would one day be lining up across from White as the Dallas Cowboys starting right offensive tackle. Facing White and the tough Philadelphia defense (11/1), which was ranked first in the NFL in yards allowed going into the game. Williams earned NFC Offensive Player of the Week honors as he held White to three tackles and no sacks in the Cowboys' 20-10 win. Since the NFL began the awards in 1985, only two other individual offensive linemen have been honored: Brad Benson, New York Giants, 1986 and Jim Lachey, Washington Redskins, 1991. Williams also helped spring Emmitt Smith for 163 yards rushing in the game, the first 100-yard rusher against the Eagles in 53 games, a streak that dated back to Sept. 17, 1989. Williams moved into the starting lineup during training camp, when the Cowobys moved Nate Newton to left guard to make room for Williams at the right tackle spot. Although only one year removed from tiny Central State University in Wilberforce, OH, Williams took full advantage of the opportunity, starting every game, including the playoffs. He opened the season by limiting Washington All-Pro defensive end Charles Mann to three tackles and no sacks in a 23-10 victory over the Redskins (9/7), and the next week he earned a game ball from the coaching staff for his performance in the Cowboys 34-28 victory over the Giants (9/13). At this point in his career it is hard to believe five offensive tackles were off the board before Williams was selected in the third round of the 1991 draft, including three in the first 12 overall picks. His blocking skills helped the Cowboys rank fourth in the league in total offense, fifth in rushing and fifth in passing. He also helped lead Smith to his second consecutive NFL rushing title and ten 100-yard rushing days, earning himself and Smith first team All-Pro honors from Sports Illustrated. For the second consecutive season, Williams and the rest of the Dallas offensive line helped land four offensive skill players (Emmitt Smith, Michael Irvin, Jay Novacek and Troy Aikman) in the Pro Bowl. As a rookie Williams earned his first significant playing time against Green Bay (10/6), replacing injured Nate Newton for most of the fourth quarter at right tackle. Emmitt Smith's game-long 26-yard scamper to set up the winning field goal in the fourth quarter came over Williams on the right side. Smith finished the day with 122 yards rushing, including 56 in the fourth quarter. Williams earned his first NFL start against Phoenix (11/3) in place of injured Mark Tuinei at left tackle, then two weeks later against the Giants (11/17), he started at right tackle in place of injured Newton and was a big part of the effort that held New York to a lone sack, which came in the fourth quarter. Williams also started at right tackle the next game at RFK (11/24) when Dallas handed the Redskins their only home defeat of the season. For most of the afternoon he worked against Mann, who finished the game with two tackles and no sacks. In the regular-season finale against Atlanta (12/22), Williams replaced Newton at right tackle for most of the second half helping Dallas rally for a fourth-

*E. WILLIAMS, Cont.*

quarter touchdown to beat the Falcons 31-27. The first Central State offensive lineman ever drafted by the NFL, Williams was only the third player selected by the league in the history of the school. Defensive back Vince Buck, a second-round pick by New Orleans in 1990, and defensive end Curtis Anderson, a fifth-round choice by Dallas in 1979, were the only prior draftees from the small college. Linebacker Victor Simmons, who played for Dallas in 1987, is the only former Central State player to make a Cowboys' regular-season roster. GAMES/STARTS: 1991 (11/3), 1992 (16/16). Total - 27/19.

**COLLEGE:** A small college All-America as a senior, Williams paved the way for a Central State offense that led the NAIA in total offense with 492 yards per game and in scoring with 54.8 points per game in 1990, when the Marauders captured the NAIA national title and had an average winning margin of 33.5 points. Central State made the playoffs each of Williams' four seasons there. Recruited as a defensive tackle, Williams was moved to offensive line prior to his freshman year and became the starting left tackle as a sophomore.

**PERSONAL:** Erik George Williams grew up an Eagles' fan in Philadelphia. Prior to joining the Cowboys, he last witnessed a game at Veterans Stadium in 1984 when Dallas played the Eagles and came away with a 24-10 victory. After starring at John Bartram High School, Williams was recruited by several major colleges but barely missed the academic requirements to play at those schools. He also competed in the shot put and discus in high school. Williams majored in physical education at Central State. He has a daughter, Shay (6/9/91).



## Robert Williams

DEFENSIVE BACK • BAYLOR  
HT: 5-10 • WT: 186 • BORN: 10/2/62  
FA FOR '87 • 7th YEAR

23

**PRO:** When Robert Williams ran the 40-yard dash in 4.23 seconds before last year's training camp it again underscored the speed factor he brings to the Cowboys as a key special teams player and back-up safety. He capably demonstrated his special teams value when he scooped up Ken Norton's blocked punt vs. the Giants (9/13) and returned it three yards for a touchdown. Twice in 1991, Williams was involved in blocked punts. The first time he blocked a punt to set up a third-quarter touchdown against Phoenix (11/3) and earned a special teams game ball. That was followed the next week at Houston (11/10) by an 18-yard touchdown return on a punt blocked by Issiac Holt. Williams began the 1992 offseason by being switched from cornerback to free safety. On August 10 he was moved into the starting strong safety position, ahead of unsigned James Washington, although Williams had not been a regular starter since the 1989 season. Head Coach Jimmy Johnson said Williams "has played well and he deserves to be in the starting lineup." Upon Washington's return and strong preseason, Williams became the back-up safety for the first three weeks of the season. Then, he went on injured reserve on Sept. 21 and two days later underwent arthroscopic surgery on his left knee. He returned to practice October 28 but was placed on recall waivers and claimed by Phoenix, October 30. After failing the Cardinals' physical, Williams was reacquired by the Cowboys on November 3. Beginning with the game at Detroit (11/8), he played in five consecutive games. Included was a stint at free safety after Thomas Everett was hurt at Phoenix (11/22). He also played some at free safety against the Giants (11/26). Williams closed out the season by being deactivated

**THE PLAYERS**


**R. WILLIAMS, Cont.**

for four of the last five games and all of the postseason. He played some in the nickel defense at Atlanta (12/21). In 1991, Williams was the leading tackler among non-starters with 49, including a team high eight tackles in the regular-season finale against the Falcons. He was the only non-lineman with a sack in 1991, recording the first of his career at Phoenix (9/22) when he brought down Tom Tupa and forced a fumble that Dallas recovered. Williams intercepted a pass vs. Phoenix (11/3) and recorded 10 tackles, tying his single-game career high, the next week at Houston (11/10). Williams, who also saw action at the right corner spot vs. Philadelphia (12/15) filling in for an injured Larry Brown, played a valuable role on the Cowboys' special teams units, recording nine tackles. He saw action in every game in 1990, starting the first six at right cornerback and filling the right corner spot in the nickel defense the second half of the season. Against the N.Y. Giants (9/16) he recorded a season-high eight tackles, and against Philadelphia (12/23) he recorded the third interception of his career. In 1989 Williams tied for the team lead in passes defended with 10 and opened the season by tying a career-high with 10 tackles at New Orleans (9/10). After missing three games with a sprained left knee, Williams knocked down four passes against Phoenix (10/29) and three more against Washington (11/5). In 1988 Williams tied for the team lead in interceptions and finished second in passes defended with 19. In the Cowboys' victory over Washington (12/11) he knocked down four passes and set up the winning touchdown with an interception. A running back in college, Williams signed as a free agent wide receiver with Washington in 1986 but was released before the season began. After signing him in 1987 Dallas moved Williams to cornerback. The Cowboys released Williams on the final cut then re-signed him after two games. **GAMES/STARTS:** 1987 (11/3), 1988 (16/14), 1989 (13/11), 1990 (16/6), 1991 (16/2), 1992 (9/0). Total — 81/36.

**COLLEGE:** Williams was used mainly as a receiver in passing situations at Baylor. In 1985 he rushed for 409 yards on 119 carries and caught 19 passes for 210 yards. He backed up former Viking Alfred Anderson his first two seasons and former Cowboy Ron Francis to begin his junior year in 1984.

**PERSONAL:** Robert Cole Williams was the football and track MVP at Ball High School in Galveston, TX, where he won the district high hurdles title as a senior. A business management major at Baylor, Robert donates his time to the March of Dimes in Dallas, speaks against drug abuse in Dallas, Cleburne and Galveston schools, and works with Clown Ministries, which visit children's hospitals in the Dallas area. In the 1992 offseason Williams and Minnesota Vikings defensive back Todd Scott organized a celebrity basketball game to raise money for the Galveston Boys Clubs. Robert has a daughter, Davina (11/29/83), and a son, Brandon (12/13/86).

<b>WILLIAMS' COWBOYS TOTALS</b>											
Year	Solo	Tackles		Tkl/ Loss	Sacks	QB Press.	Passes		For. Fum.		
		Ast.	Tot				Def.	Def.			
1987	21	5	26	-	0	-	2	0	0		
1988	50	10	60	-	0	-	19	0	0		
1989	50	20	70	-	0	1	10	0	0		
1990	27	15	42	-	0	0	6	0	0		
1991	31	18	49	1(-1)	1	2	4	1	1		
1992	5	2	7	0	0	1	0	0	1		
<b>Totals</b>	<b>184</b>	<b>70</b>	<b>254</b>	<b>1(-1)</b>	<b>1</b>	<b>4</b>	<b>41</b>	<b>1</b>	<b>1</b>		
<b>Playoffs</b>											
1991	7	0	7	0	0	0	0	0	0		
Pass Interceptions					Opponents' Fumbles Recovered						
Year	No.	Yds.	Avg.	Long	TD	Year	No.	Yds.	Avg.	Long	TD
1988	2	18	9.0	12	0	1987	1	0	0.0	0	0
1990	1	9	9.0	9	0						
1991	1	24	24.0	24	0						
<b>Totals</b>	<b>4</b>	<b>42</b>	<b>10.5</b>	<b>24</b>	<b>0</b>						



## Darren Woodson

SAFETY • ARIZONA STATE  
HT: 6-1 • WT: 215 • BORN: 4/25/69  
D-2B FOR '92 • 2nd YEAR

**PRO:** Although Darren Woodson was a second-round draft choice of the Cowboys (37th overall) last year, his play in the nickel pass defense caught almost everyone by surprise. It was thought that the switch he faced, moving from linebacker at Arizona State to strong safety in the National Football League would take longer to achieve. Instead he quickly became the club's draft surprise. Woodson became a major contributor to the defense while also leading the special team with 19 tackles. Late in the season, Head Coach Jimmy Johnson acknowledged that Woodson was a big help as a rookie and "someone I'm really excited about for next year." In 16 games he recorded 33 tackles (28 solo), second among Dallas' rookie tacklers. Included was a season-high six stops in a start against the Run and Shoot offense of Atlanta (12/21). His first NFL start came in a pass situation defense at Detroit (11/8). Two weeks later at Phoenix (11/22) he had five solo tackles, his high of the season. Against Chicago (12/27), Woodson's first NFL sack forced a first-quarter fumble at Chicago's 30-yard line but the Bears recovered. In the playoffs, against Philadelphia (1/10), he forced a fumble at the Eagles' 25-yard line to set up a field goal at the end of the first half. His standout play on special teams included a game ball for the 27-0 win over Seattle (10/11). Woodson's season-high in special teams tackles was three against the Rams (11/15). GAMES/STARTS: 1992 (16/2).

**COLLEGE:** An All-Pac 10 second-team selection his senior season and honorable mention All-America in 1990, Woodson played linebacker at Arizona State. Coming out of high school he didn't have the grades to accept a football scholarship from ASU, so he started his career as a walk-on in 1987. He ended his collegiate career with a reputation for being one of the fiercest hitters in the country. As a sophomore in 1989, he had a career-high 16 tackles against Stanford en route to his single-season high of 122 tackles (79 solo). Of his five career interceptions, three came in his senior season.

**PERSONAL:** Darren Ray Woodson was a first team All-Metro Division AAA linebacker and running back at Maryvale in Phoenix, AZ and earned first team All-City honors as a linebacker and second team recognition on offense in his final season. Darren ran for a career-high 225 yards and six touchdowns vs. Kofa High in Yuma, AZ, tying a Phoenix Metro game record and setting a school mark. He served as team captain his senior year, earning three letters in football. He was a criminal justice major at Arizona State.

### WOODSON'S COWBOYS TOTALS

Year	Tackles			Sacks	Tackles For Loss		QB Press.	Pass Def.	Fur. Fum.
	Solo	Ast.	Tot.		For	Loss			
1992 .....	28	5	33	1	1	(-4)	1	4	1
<b>Playoffs</b>									
1992 .....	10	4	14	0	0		1	1	1

## Other Cowboys With Pro Experience

**Michael Beasley**, a 5-10, 203-pound running back from West Virginia, spent last season on the Cowboy's practice squad. A rookie free agent signed in 1991, Beasley was released on August 31 but re-signed to the practice squad after clearing waivers. In college, Beasley made the transition to wide receiver as a senior after three seasons at running back and finished second on the team with 17 receptions for 272 yards. Born on 5/27/69, Beasley starred at Owen J. Roberts High School in Pottstown, PA.

**Milton Biggins**, a 6-4, 273-pound tight end from Western Kentucky, was signed to the Cowboy's practice squad on December 29, 1992. Biggins was originally a 12th round draft choice (321st player overall) of the Miami Dolphins in 1992. He transferred to Western Kentucky from the University of Miami where he was a member of the 1987 national championship team. Born on 12/29/69, Biggins was a Parade All-American selection in 1986 at Wendell Phillips High School in Chicago, IL, where he also earned All-City, All-Area and All-Conference honors.

**Greg Briggs**, a 6-3, 209-pound safety from Texas Southern, was a fifth round draft choice (120th player overall) of the Cowboys in 1992. He sat out last season after being placed on the physically unable to perform list on August 25 with an injury to his right hip. Briggs transferred to Texas Southern from the University of Arkansas-Pine Bluff, after the program was suspended in 1991 by the NAIA. Briggs, who did not play football in high school, was born on 10/19/68, and attended Copiah Lincoln Junior College in Wesson, MS, on a basketball scholarship. A member of the basketball team in both 1987 and 1988, he then joined the football team in 1989, and earned All-JUCO and all-state honors. An all-district basketball player as a senior at Franklin County High School in Meadville, MS, Briggs was also a member of the track team.

**Tim Daniel**, a 5-11, 192-pound wide receiver from Florida A&M, was an eleventh round draft choice of the Cowboys in 1992. He injured his right hamstring in mini-camp and was placed on the physically unable to perform list, where he spent the '92 season. In his collegiate career, Daniel averaged 21.7 yards per catch and a touchdown every 8.7 receptions. As a senior, Daniel finished second on the team with a career-high 30 receptions for a team and career-high 580 yards and three touchdowns, earning honorable mention All-MEAC recognition. In 1990, Daniel hauled in 19 receptions for 512 yards in posting a conference leading 26.9 yards per catch. Born on 9/14/69, Daniel was an all-conference and all-county selection in both football and track at Benjamin Mays High School in Atlanta, GA.

**Steve Domingos**, a 6-3, 200-pound punter from San Francisco State, attended the Los Angeles Rams training camp as a free agent in 1992, but was released prior to the beginning of the season. Domingos played semi-professional football with the Fresno Bandits in 1991, and averaged 45.6 yards per punt. He was an all-conference and all-Northern California selection at San Francisco State. Born on 4/5/67, Domingos attended Golden West High School in Visalia, CA.

**Melvin Evans**, a 6-2, 303-pound guard from Texas Southern, attended the Cowboy's camp last summer as a free agent. He was placed on injured reserve September 4. The two-time All-Southwestern Athletic Conference selection transferred to Texas Southern from Garden City, KS, Community College, where he earned All-American honors. Evans was born on 1/29/69 and was an all-conference selection at Peter Quinn High School in Trenton, NJ.

**Jason Garrett**, a 6-2, 195-pound quarterback from Princeton, spent 1992 on the Cowboys practice squad after attending training camp as a free agent. He was released on August 31 and re-signed the next day after clearing waivers. In 1991, Garrett was with the Ottawa RoughRiders of the Canadian Football League for 13 games. In the spring of 1991, he started for San Antonio of the World League but separated his shoulder in the season opener. He rebounded to complete 60-of-113 passes for 609 yards, with three touchdowns and three interceptions. Originally signed by New Orleans in 1989, Garrett spent his rookie year on the Saints' developmental roster. He was released by New Orleans prior to the 1990 season. The 1988 Ivy League Player of the Year was born on 3/28/66, and attended University High School in Chagrin Falls, OH.

**Judd Garrett**, a 6-1, 205 pound running back from Princeton, was signed as a free agent in 1992 by the Seattle Seahawks but was released during training camp. He played in 10 games for the London Monarchs of the World League in the spring of 1992 and finished fifth in the league with 55 receptions for 509 yards and one touchdown. Named second team All-World League when he led the league with 71 receptions, while leading the Monarchs to the first World League Championship in 1991. Originally drafted by Philadelphia in 1990, Garrett was waived by the Eagles on September 4 and signed by the Cowboys as a free agent on September 11. Garrett was placed on injured reserve on September 12 with a shoulder injury and missed four weeks before being waived. He began his college career at Columbia but transferred to Princeton following his freshman year. The first team All-Ivy League and conference player of the year in 1989 was born on 6/25/67 and is the school record holder in five offensive categories. Garrett starred at University High School in Chagrin Falls, OH, where he won the Lou Groza award which is given to the high school player of the year in Northeast Ohio. He also lettered in basketball and track.

**Chris Hall**, a 6-2, 184-pound safety from East Carolina, was a ninth round draft selection of the Cowboys in 1992. Hall was released during training camp and resigned as a free agent on April 21, 1993. In college, he grabbed nine career interceptions, after moving into the secondary from running back his freshman year. A three year starter at East Carolina, Hall led the secondary that helped the Pirates to its best record (11-1) and highest ranking (9th by A.P.) in school history. Born on 4/25/70, Hall attended Pemberton High School where he earned two letters each in basketball, football, and track. He was a second team all-state running back and an all-conference selection at forward in basketball.

**John Jett**, a 6-0, 184-pound punter from East Carolina, was signed as a free agent with the Minnesota Vikings in 1992 but was released in training camp. A four year letterman at East Carolina, Jett was an honorable mention All-America (Sporting News) and second team All-South Independent selection in 1991. Born on 11/11/68 in Richmond, VA, he attended Northumberland High School in Reedville, VA.

**Todd Jones**, a 6-3, 295-pound tackle from Henderson State, is a 1992 free agent signee who spent the entire season on the physically unable to perform list due to an injury to his left knee. In the spring of 1992, Jones played for the Orlando Thunder of the World League, where he was a part of an offensive line that held opponents to only 10 sacks for the season. After playing at Arkansas in 1987-88, Jones transferred to Henderson State where he earned small college All-America honors in 1990. The Hope, AR, native was born on 7/3/67, and attended Central High School in Little Rock, AR.

**Brian Nielsen**, a 6-3, 300-pound offensive guard from Texas A&I, went to training camp with the New Orleans Saints last season but was released August 24. A co-captain as a senior, the two year letterman helped pave the way for a Javelinas' rushing attack that averaged 239.2-yards per game to lead the Lone Star Conference for the seventh consecutive year. Nielsen, who transferred to A&I from the University of Texas, was born on 5/31/67, and attended Deer Park High School in Houston, TX.

**Alex Rankin**, a 6-9, 312-pound guard, from Angelo State, was in the Chicago Bears training camp in 1992 as a free agent. Rankin, who is also a deep snapper, was waived prior to the start of the season. In college, he played four seasons at right guard, starting the last two. A second team All-Lone Star Conference selection in 1991, Rankin's club posted a 13-6-1 record with him in the starting lineup. Rankin was named All-American in track in 1990 and finished eighth in the shot put at the NCAA Division II Track and Field Championships. Born on 11/24/68, Rankin attended Nixon High School, in Laredo, TX.


**James Richards**, a 6-4, 288-pound guard from California, spent most of the 1992 season on the Phoenix Cardinals' practice squad. Richards was originally drafted by the Cowboys in the third round of the 1991 draft and was released on August 26. He then joined the Cowboys practice squad until he was released on October 9. He re-signed with the Cowboys practice squad after briefly playing on the Los Angeles Rams practice squad. Richards, who is also a deep snapper, was an honorable mention All-America and second team All-PAC 10 choice in 1990. He anchored the offensive line that allowed Anthony Wallace and Russell White to become the first pair of Cal running backs to eclipse the 1,000 yard rushing mark in the same season. Richards came to California after transferring from Antelope Valley Junior College his junior year. The Lancaster, CA native was born on 11/7/69 and was an all-state lineman at Antelope Valley High School.

**Fallon Wacasey**, a 6-7, 263-pound tight end from Tulsa, was originally a sixth round draft pick of the Cowboys in 1992. He spent last season on the practice squad before suffering a season ending knee injury. Wacasey, who entered Tulsa as a basketball player, ended up starting 23 football games and finished second in receptions on a club that went 10-2 in 1991. The recipient of Tulsa's Athletic Academic Achievement Award in 1989 and 1990, Wacasey's first catch as a collegiate tight end went for a 2-yard touchdown. He rejoined the Golden Hurricane's hoop squad following the 1991 season and tied for third on the team with seven blocked shots, despite missing the first part of the season. The native of Kansas, OK, was born on 2/8/69 and earned All-American honors as a tight end his senior season at Kansas High School. He also was an all-conference, all-district, and all-state selection in basketball while leading his team to the state 2A semifinal.

**Tyrone Williams**, a 6-5, 207-pound wide receiver from Western Ontario, spent the 1992 season on the Cowboys' practice squad. Originally drafted in the ninth round by Phoenix in 1991, Williams was released prior to the beginning of training camp before signing with Dallas. A two time first team All-Canadian Interuniversity Athletic Union and All-Ontario University Athletic Association selection, Williams holds the Mustang's all-time records with 101 catches for 2,078 yards. Born on 3/36/70 in Halifax, Williams was an all-star selection as a quarterback and receiver at Queen Elizabeth (Halifax, Nova Scotia) School. His uncle, Tommy Kane, is a wide receiver for the Seattle Seahawks.



## COWBOYS DRAFT CHOICES



### Kevin Williams

WIDE RECEIVER/KICK RETURNER • MIAMI, FLA.  
HT: 5-9 • WT: 190 • BORN: 1/25/71 • D-2A FOR '93



Of all the former University of Miami football players who have made their way onto the Dallas Cowboys roster, perhaps none has traveled a more interesting path than Kevin Williams. A local product, Williams was one of the most spectacular high school football players to ever come out of the city of Dallas, graduating from Roosevelt High School in 1989. Shortly after Williams chose to attend the University of Miami in February of 1989, the Hurricanes' Head Coach Jimmy Johnson, accepted the Dallas Cowboys head coaching position.

Four years, and a brilliant college career later, Williams returned to his hometown as the top draft choice of the defending Super Bowl Champions.

Williams should be given every opportunity to contribute to the Cowboys immediately as a punt and kickoff return man due to the free agency loss of Kelvin Martin. He was the fastest Hurricane while at Miami with 4.28 speed. He has outstanding open field running ability to accompany his fine hands. Williams also has tremendous physical strength in his lower body for a player his size. In college, he had a 430 pound squat and a 265 pound clean and jerk.

While at Miami, Williams was considered the nation's most exciting and dangerous return man for much of his career. He elected to enter the NFL after his junior season of eligibility.

As a sophomore at Miami in 1991, Williams drew Heisman Trophy attention while posting some staggering all-purpose yardage figures. His per-attempt averages for that season were as follows: receiving (15.7 yards per catch), rushing (10.8), punt returns (15.6, fourth in the nation) and kickoff returns (18.5). He returned a school record three punts for touchdowns (one short of the NCAA season record) with long distances journeys in consecutive games vs. Penn State (91 yards), Long Beach State (63) and Arizona (48). He also registered three TD receptions in 1991 to go along with a 71-yard run against Oklahoma State.

He was named Kick Returner of the Year by The Sporting News in 1991 and Punt Returner of the Year by the Football Writers Association of America. He was also named the Big East Special Teams Player of the Year.

As a junior in 1992, Williams' numbers were curtailed by an ankle and knee injury, along with the fact that several opponents simply chose not to kick to him. He did, however, enjoy his finest receiving season, ranking fourth on the squad in receptions with 40 for 457 yards and two TDs. He also hauled in a career-high seven catches at Syracuse.

In his four years at Miami (Williams was a red-shirt in 1989), the Hurricanes went 44-4 with a pair of national championships in 1989 and 1991. The team also compiled a pair of perfect 11-0 seasons in 1991 and 1992 and a regular season winning streak of 27 straight games.

Williams' was rated as one of the top five receivers in the country following his senior season at Roosevelt High School in Dallas. As a senior in 1988, he split time between running back and wide receiver, rushing for 995 yards on 100 carries and 10 TDs, while catching 36 passes for 757 yards. He also

K. WILLIAMS, Cont.

returned three punts and two kickoffs for touchdowns in his final prep campaign. His career high school statistics are quite remarkable: 21 receiving TDs, 14 rushing TDs and 10 touchdowns on kick returns. He also had 111 catches for 1,997 yards (17.9 average) and 117 rushing attempts for 1,339 yards (11.4 average). His kickoff return average was 25.6, and his punt return average was 33.2. Williams averaged 17.1 yards every time he touched the ball in high school.

Williams' father, Isaac, was an outstanding high school quarterback, and Kevin claims he is the second fastest member of his family after his older brother, Isaac, Jr. Williams was a criminal justice major at Miami and was born on 1/25/71.

WILLIAMS' MIAMI TOTALS

Receiving					Kickoff Returns						
Year	No.	Yds.	Avg.	Long	TD	Year	No.	Yds.	Avg.	Long	TD
1990	4	64	16.0	24	0	1990	10	231	23.1	31	0
1991	21	330	15.7	511	3	1991	10	185	18.5	42	0
1992	40	457	11.4	35	2	1992	4	82	20.5	29	0
<b>Totals</b>	<b>65</b>	<b>851</b>	<b>13.1</b>	<b>511</b>	<b>5</b>	<b>Totals</b>	<b>24</b>	<b>498</b>	<b>20.8</b>	<b>42</b>	<b>0</b>

Rushing					Punt Returns						
Year	No.	Yds.	Avg.	Long	TD	Year	No.	Yds.	Avg.	Long	TD
1991	10	108	10.8	71	0	1990	13	177	13.6	50	0
1992	4	28	7.0	18	0	1991	36	560	15.6	911	3
<b>Totals</b>	<b>14</b>	<b>136</b>	<b>9.7</b>	<b>71</b>	<b>0</b>	<b>Totals</b>	<b>78</b>	<b>939</b>	<b>12.0</b>	<b>911</b>	<b>3</b>



Darrin Smith

LINEBACKER • MIAMI, FLA.

HT: 6-1 • WT: 237 • BORN: 4/15/70 • D-2B FOR '93



At the University of Miami, Darrin Smith was an integral part of one of the nation's top linebacking corps, joining Smith were middle linebacker Michael Barrow and weakside linebacker Jesse Armstead. The three spent four years together as Hurricanes, the last two as starters. During his senior year Smith even roomed with Barrow, bringing the unit closer together. "The thing that made us so tough is that we all had different characteristics," said Smith. "We played together since our sophomore year and knew each other pretty well."

To this trio, Smith brought outstanding speed, consistently under 4.5 in the 40-yard dash. That speed earned him some tough coverage assignments in the Miami defensive scheme. Against Penn State in 1991, tight end Troy Drayton (a second round draft choice of the Rams in 1993) had burned Miami for 43 yards on three receptions in the first quarter, but then Smith was given the job of shutting him down and limited him to two receptions for eight yards the remainder of the game as Miami went on to a 26-20 win.

Dallas would seem a perfect fit for Smith's speed oriented style of play and his familiarity with the coaching staff and defense. "They love speed," Smith said. "It's the same system as in Miami, where they let the linebackers be aggressive, attack and swarm. The Cowboys are totally the best situation for me. I can see myself calling this home."

One thing that sets Smith apart from the rest of his Hurricane teammates is his quiet demeanor. He has never been one to draw attention to himself

*D. SMITH, Cont.*

by doing any celebration dance after a jarring hit. "That's just not me," Smith says. "I'm a pretty laid-back person. I might yell and throw up my hands, but that's it. That's probably why it seemed like I didn't stand out more."

During his final two years in Miami he got someone's attention, because Smith became a two-time All-America, All-Big East selection and semi-finalist for the Butkus Award, given annually to the nation's outstanding linebacker. Smith finished his career fourth on the school's all-time tackle list with 401.

Last year Smith was the cornerstone of a Hurricanes' linebacking corps many consider to be one of the best ever, helping guide the defense to an NCAA top-eight ranking in total defense (eighth), run defense (eighth) and pass defense (fifth). The linebackers lived up to their reputation with the Hurricanes allowing only 11.5 points per game, the third lowest total in the nation in 1992. A three year starter, Smith finished second on the team in tackles with 106 as a senior and recorded seven double-digit tackles games, including ten tackles and a sack in Miami's 19-16 win over Florida State. The following week he had another 12 tackles and two pass deflections as the Hurricanes knocked off Penn State 17-14. Smith added a season-high 15 tackles in a 35-23 triumph over West Virginia.

In 1991 Smith shared Big East Defensive Player of the Year honors with Syracuse defensive tackle George Rooks by leading the Hurricanes in tackles with 126. In a 17-16 win over Florida State, Smith posted a single-game career-high 18 tackles, and then the next week he garnered the Toyota Leadership Award for his 11-tackle performance in a 19-14 win over Boston College. Smith was a vital part of Miami's top-ranked scoring defense, which allowed only 9.1 points per game (and just two rushing touchdowns all season), and he led the team with six tackles for losses and posted seven games with 10-or-more tackles. Smith recorded his only regular season career interception in the win over Arizona, and then he played a big role in the Hurricanes' 22-0 win over Nebraska in the Orange Bowl to clinch a 12-0 season and a share of the national championship.

After moving into the starting lineup at strongside linebacker as a sophomore, Smith finished third on the team with 105 tackles, including six games with 10-or-more stops, despite missing the Kansas game with a hamstring injury. He posted a season-high 17 stops at Notre Dame and broke up a key fourth down pass near the goal line in a 31-22 win over Florida State. He recorded the only multiple sack game of his career with two against Texas Tech. He returned to Texas to face the Longhorns in the Cotton Bowl following the 1990 season and turned in one of the game's big plays, stepping in front of a Peter Gardere pass and returning it 34 yards for a touchdown, in the Hurricanes 46-3 win.

Although he did not start as a freshman, Smith finished the season as the team's seventh leading tackler with 64 stops, and he played a big special teams role as a key figure in the Hurricanes' NCAA season record low 0.2 yards allowed per punt return.

Smith was part of a Miami squad that compiled a 44-4 (.917) record, including the 1989 and 1991 national titles. The seventh linebacker (54th player overall) drafted, he was one of the nine Miami players drafted in 1993, including fellow linebackers Barrow (second round, Oilers) and Armstead (eighth round, Giants). Smith was also one of four Miami players taken in the second round and becomes the eighth Hurricane player to be chosen by Dallas in the last six years.

Smith, the University of Miami's first National Football Foundation and College Hall of Fame Scholar-Athlete recipient, received his Bachelor's degree in business management in December of 1991 (one semester early) and then completed his Master's degree in business administration in the summer of 1993. He was also one of ten student-athletes to receive the National Association

D. SMITH, Cont.

of Academic Advisors Achievement Award in 1993.

An all-state selection as a senior at Norland High School in Miami, FL, Darrin Andrew Smith led his team in tackles as a senior linebacker after playing both at line-backer on the offensive line as a junior. He once lined up at offensive tackle, guard, center and outside linebacker all in one game. He was also a two-year letterman in track. Smith graduated from the same high school as former Cowboys linebacker and current Hurricanes' assistant coach Randy Shannon. An active member of the Fellowship of Christian Athletes, Smith has spoken at a number of Miami area schools and is a volunteer for the Metro-Dade police's "Join a Team, Not a Gang" program.

SMITH'S MIAMI TOTALS

Year	Solo	Tackles		Tkl/ Loss	Sacks	QB Press	Passes Def.	For. Fum.
		Ast.	Tot.					
1989	33	31	64	8 (-30)	1 1/2	4	3	0
1990	64	41	105	4 (-26)	3	5	8	0
1991	68	58	126	10 (-46)	3 1/2	5	4	1
1992	67	39	106	4 (-18)	2	8	9	2
Totals	232	169	401	26(-120)	10	22	24	3

Pass Interceptions

Year	No.	Yds.	Avg.	Long	TD
1991	1	0	0.0	0	0

Opponents' Fumbles Recovered

Year	No.	Yds.	Avg.	Long	TD
1992	1	0	0.0	0	0



Mike Middleton

SAFETY • INDIANA

HT: 5-10 • WT: 211 • BORN: 12/4/69 • D-3 FOR '93



Although he is switching from cornerback at the University of Indiana to safety in the National Football League, Mike Middleton should enjoy a less dramatic transition than the one he faced as a freshman at Indiana. When he arrived on the campus in 1988, Middleton was thought to be the tailback of the future for the Hoosiers, replacing Anthony Thompson who would be heading on to the NFL after the 1988 season. Instead, a chronic injury to Middleton's right ankle forced him to redshirt his first year, and Thompson returned to school for his senior year in 1989. Because of his size and speed, the coaching staff, wanting to find a way to get Middleton on the field, moved him to cornerback. Instead of making game-breaking runs on offense, he began stopping them on defense. "No regrets," says Middleton. "People have said I was one of the heaviest cornerbacks in the country, but that's OK when you're trying to stop a Jarrod Bunch (a first round draft choice of the N.Y. Giants in 1991 from Michigan) or Jerome Bettis (a first round draft choice of the L.A. Rams in 1992 from Notre Dame) that extra weight comes in handy."

As a four-year starter at cornerback, Middleton developed a reputation as a big run stopper, finishing fourth on the team, second among defensive backs, in tackles as a senior. Despite missing the first two games of the season with mononucleosis, his average of 6.4 tackles per game was second on the team. His first start of 1992 came against Missouri, and, showing he was back at full speed, he recorded nine stops and a deflected pass in Indiana's 20-10 victory. Over the final three games of the season, Middleton put together a string of double-digit tackle performances. He led off the string with 10 stops against Iowa before posting a single-game team high 12 tackles in the home finale against Ohio State, including a pair of touchdown-saving hits and a stop for a 3-yard loss. He closed out his Indiana

**MIDDLETON, Cont.**

career with 10 tackles at Purdue.

As a junior, Middleton started every game at left cornerback, finishing fourth on the team - second among defensive backs - with 63 tackles. His seven passes defended tied for the team lead. After starting the season 0-2, Indiana fought to a 27-27 tie with Missouri behind a season high 12 tackles from Middleton. The following week the Indiana defense recorded a shutout against Michigan State 31-0, the first time the Spartans had been held scoreless since 1985. That win was the beginning of a streak where the Hoosiers' defense allowed just 34 points in their next four wins. During the fourth win of the streak, Middleton recovered a fumble and returned it 30 yards to set up an Indiana touchdown in a 34-8 victory over Minnesota. In the Hoosiers final regular season game, a 24-22 win over Purdue, Middleton came up with seven tackles, including one for an eight-yard loss. He then added three tackles and a pass deflection as the Hoosiers shut out Baylor 24-0 in the Copper Bowl.

In his second year in the starting lineup, Middleton logged a career-high 65 tackles, despite missing two games due to injuries. The Hoosiers started the season 4-0, behind a defense that allowed only 37 points combined in the four wins. Middleton was a big part of that success, opening the season with six tackles and a pair of pass deflections as Indiana beat Kentucky 45-24 in the season opener and then recovering a fumble and returning an interception 22 yards for his first collegiate touchdown in a 37-6 thrashing of Eastern Michigan. Later in the season against Michigan State, Middleton was in on a career-high 15 tackles and followed that two weeks later by adding seven tackles, with four stops for losses of 22 yards, against Illinois. He also added eight kickoff returns for 169 yards and a 21.1 yard average on the year.

As a redshirt freshman, Middleton jumped into the starting lineup in the season opener, beginning a string of 42 starts in 46 games during his Indiana career. He finished fourth on the team in tackles with 59 and returned his first collegiate interception 25 yards against Illinois. In a 24-7 victory over Missouri, Middleton had a season high nine tackles, with a pair of stops behind the line of scrimmage.

The first of two players drafted from Indiana in the 1993 draft (quarterback Trent Green an 8th-round selection by San Diego was the other), Middleton was the fourth player ever drafted by Dallas out of Indiana and the first since wide receiver Nate Lundy in the 12th round in 1981. Middleton's selection in the third round is the highest choice ever used by the Cowboys on a Hoosier and the highest a defensive player from Indiana has been taken since Mike Dumas was selected in the second round by Houston in 1991.

Middleton, who received his degree in criminal justice and African-American studies at Indiana, earned all-conference and all-southwest Ohio honors as a linebacker and running back at Western Hills High School in Cincinnati, OH. He rushed for 2,742 yards and 35 touchdowns his last two years, including a career high 250 yards and six touchdowns against Walnut Hills as a senior.

<b>MIDDLETON'S INDIANA TOTALS</b>										
Year	Tackles				Tkl/ Loss	Sacks	Passes		For. Fum.	
	Solo	Ast.	Tot.	Def.			Def.			
1989	46	13	59	5(-11)	2	1	1	0		
1990	45	20	65	6(-28)	1	0	4	1		
1991	49	14	63	4(-15)	0	7	0	0		
1992	47	11	58	3(-6)	0	3	0	0		
<b>Totals</b>	<b>187</b>	<b>58</b>	<b>245</b>	<b>18(-60)</b>	<b>3</b>	<b>15</b>	<b>1</b>	<b>1</b>		

Pass Interceptions					Opponents' Fumbles Recovered				
Year	No.	Yds.	Avg.	Long TD	Year	No.	Yds.	Avg.	Long TD
1989	1	25	25.0	25 0	1990	1	0	0.0	0 0
1990	1	22	22.0	22 1	1991	1	30	30.0	30 0
<b>Totals</b>	<b>2</b>	<b>47</b>	<b>23.5</b>	<b>25 1</b>	<b>Totals</b>	<b>2</b>	<b>30</b>	<b>15.0</b>	<b>30 0</b>

Kickoff Returns					
Year	No.	Yds.	Avg.	Long	TD
1990	8	169	21.1	33	0
1992	3	59	19.7	23	0
<b>Totals</b>	<b>11</b>	<b>228</b>	<b>20.7</b>	<b>33</b>	<b>0</b>



## Derrick Lassic

RUNNING BACK • ALABAMA

HT: 5-10 • WT: 192 • BORN: 1/26/70 • D-4A FOR '93



Derrick Lassic followed a long line of successful Alabama tailbacks. In fact, he followed them a little too closely arriving in Tuscaloosa in 1988 as Bobby Humphrey was winding up his college career. Then Lassic was forced to wait two more seasons behind Siran Stacy and Kevin Turner before they also moved on to the NFL. As a senior things finally fell into place for Lassic who led the team and finished fifth in the Southeastern Conference in rushing with 905 yards. Despite starting only one season for the Crimson Tide, Lassic finished his career 11th on Alabama's all-time rushing list with 1,696 yards.

Lassic began his senior season as the Tide's starting tailback by running for a score in a 25-8 win over Vanderbilt in the season opener, and then he added a 33-yard touchdown run on the first play of the game in a 38-11 win over Arkansas two weeks later. Beginning in October Lassic went on a tear, recording the first 100-yard rushing day of his career in a 48-7 win over South Carolina. The very next week he ran for a career-high 188 yards and a touchdown on 20 carries in a 37-0 win over Tulane. Although those had been big games for Lassic, he was just beginning to hit the big time. The Crimson Tide traveled to Knoxville to take on Tennessee in a game that would put the winner in the driver's seat for a berth in the SEC Championship Game. For the third time Lassic went over the 100-yard barrier, picking up 142 yards and two touchdowns on 33 carries. For his performance in the 17-10 Alabama victory, Lassic was named the ABC-TV/Chevrolet Player of the Game, and his 33 attempts were the fourth highest single-game total in school history.

It was in the Tennessee game when people began to take notice of Lassic. "He is explosive, fast and runs through people," said Tennessee defensive end Todd Kelly, a first round draft choice of San Francisco. "Garrison Hearst (third player taken in the 1993 draft) is the best we've seen for pure acceleration and game-breaking runs, but Lassic is just as dangerous in other ways. For pure explosion and breaking tackles play after play, Lassic is as dangerous as any runner at the college level. He earned my respect."

Also an excellent receiver, Lassic hauled in a 23-yard touchdown reception in the win against Mississippi State to assure the Tide a spot in the SEC title game. Facing the University of Florida for the SEC title, Lassic again came up big for Alabama, rushing for 117 yards and two touchdowns in the Tide's 28-21 victory. On New Year's Day in the Sugar Bowl, Lassic recorded his fifth 100-yard rushing day of the season as he gained 135 yards and two touchdowns on 28 carries. With his help Alabama snapped Miami's 29-game winning streak with a 34-13 win, earning the Crimson Tide the 1992 national title and Lassic the Sugar Bowl MVP award.

As a junior backing up Stacy, a second round draft choice of the Philadelphia Eagles in 1992, Lassic saw action in every game and finished third on the team in rushing with 368 yards. Lassic saw most of his action at mid season, picking up 70 yards and a touchdown on nine carries against Vanderbilt and a season-high 76 yards on 10 attempts against Tennessee-Chattanooga. In their 30-25 victory over Colorado in the Blockbuster Bowl, he gained 31 yards on nine carries and returned a kickoff 20 yards.

Slowed most of his sophomore season with turf toe, Lassic still gained 281

*LASSIC, Cont.*

yards on 68 carries in ten games. He scored his first collegiate touchdown and Alabama's first touchdown of the season on an 18-yard run in the season opener against Southern Mississippi, finishing the day with 39 yards on eight carries. In back-to-back wins over Vanderbilt and Southwestern Louisiana, Lassic accumulated 101 yards rushing on 22 carries. After sitting out the Mississippi State clash because of his toe, Lassic had 67 yards on 11 carries in a 45-7 thrashing of Cincinnati before closing out the regular season with 41 yards on four receptions in a 16-7 victory over Auburn. Against Louisville in the Fiesta Bowl, Lassic added two more receptions for 35 yards.

After redshirting in 1988, Lassic saw action in ten games as a freshman, finishing fifth on the team in rushing with 142 yards on 33 carries as Alabama claimed its first SEC title since 1981. He had a season-high 58 yards on eight carries in the Tide's 32-16 win over Louisiana State, but his biggest day as a freshman came as a receiver not a runner. Against Southern Mississippi he hauled in four catches for 80 yards, including a career-long 54 yarder.

Lassic was a big part of an Alabama squad that compiled a 41-8 (.837) record, including the 1989 and 1992 SEC titles, and played in four bowl games during his career. The 13th running back (94th player overall) drafted, Lassic was the only offensive player selected from Alabama in 1993. He becomes the fourth Crimson Tide running back drafted in the last five years (Humphrey, Denver, 1989; Stacy, Philadelphia, 1992 and Turner, New England, 1992). All four were selected in the first four rounds.


Selected New York State's Player of the Year at North Rockland High School in Haverstraw, NY, Derrick Owens Lassic rushed for 1,787 yards, including nine straight games of 100 or more yards, and 31 touchdowns as a senior to garner all-state honors as well. In addition to his running skills, he caught 31 passes for 586 yards and earned a Junior Heisman Trophy from the New York Downtown Athletic Club. A high school standout in both track and baseball, Lassic majored in criminal justice at Alabama.

**LASSIC'S ALABAMA TOTALS**

Year	Rushing					Year	Receiving				
	No.	Yds.	Avg.	Long	TD		No.	Yds.	Avg.	Long	TD
1989	33	142	4.3	28	0	1989	11	116	10.6	54	0
1990	68	281	4.1	18t	1	1990	8	52	6.5	16	0
1991	70	368	5.3	30	2	1991	4	36	9.0	19	0
1992	178	905	5.1	42	10	1992	14	129	9.2	29	1
<b>Totals</b>	<b>349</b>	<b>1,696</b>	<b>4.9</b>	<b>42</b>	<b>13</b>	<b>Totals</b>	<b>37</b>	<b>333</b>	<b>9.0</b>	<b>54</b>	<b>1</b>

**Single-Game Bests**

Rush Yards - 188 @ Tulane, 10/10/92  
 Rush Att. - 33 @ Tennessee, 10/17/92  
 Long Rush - 2 @ Tulane, 10/10/92  
 TDs Rush - 2 @ Tennessee, 10/17/92; vs. Florida 12/5/92  
 Receptions - 5 @ Arkansas, 9/19/92  
 Yds. Rec. - 80 vs. Southern Mississippi, 11/18/89  
 Lg. Rcpt. - 54 vs. Southern Mississippi, 11/18/89



**Ron Stone**

OFFENSIVE LINEMAN • BOSTON COLLEGE  
 HT: 6-5 • WT: 306 • BORN: 7/20/71 • D-4B FOR '93



After making the squad as a defensive lineman in 1983, the Cowboys' Mark Tuinei made the switch from the defensive line to the offensive line in 1985. He made the transition for the good of the team due to a shortage of healthy offensive linemen. Since then, Tuinei has been a fixture on the Cowboys offensive line, starting the last seven seasons at left tackle. With Tuinei entering his 11th

STONE, *Cont.*

season, the Cowboys hope to have the same success with Ron Stone, their fourth round selection out of Boston College. Like Tuinei, Stone made a smooth and rapid adjustment to right tackle on the offensive line his senior year after making 68 tackles as a defensive lineman for the Golden Eagles in 1990 and 1991.


After a 4-7 season in 1991, Boston College Head Coach Tom Caughlin felt the need to improve on the offensive line and turned to his senior for help. "We lost a lot of offensive linemen," said Stone. "Some had another year and decided not to play football anymore. We also had a lot of freshmen, inexperienced people, so we were hurting on the offensive line."

For the good of the team, Stone made the switch and responded by anchoring an offensive line that ranked 12th in the nation, averaged 233.5 rushing yards per game and finished 10th in total offense with an average of 438.4 yards per game. The Boston College line, nicknamed the "All State Insurance", surrendered only 12 sacks in 1992, less than half of the previous season's total of 26. Although Stone was playing on the offensive side of the ball for the first time in his life, he showed tremendous raw tools and was an effective blocker with great body control and balance. An honorable mention All-American and All-Big East first team selection in 1992, Stone paved the way for a 28-yard scoring run by Darnell Campbell as Boston College rushed for 402-yards and six touchdowns in a 49-0 win over Northwestern. Because of his position switch, Stone was one of the most underrated players in the country at his position, dominating in running situations by delivering key blocks down field.

As a junior, Stone started all 11 games at right defensive tackle and finished with 49 tackles, a sack and five stops for 10-yards in losses. He also batted down two passes and blocked a pair of kicks. Because of academic reasons, Stone did not see action until 1990 when he played in eight games and finished with 19 tackles despite missing three games due to a fractured ring finger on his right hand.

The only Boston College player selected in the 1993 draft, Stone is the first Golden Eagles' offensive lineman to be drafted by Dallas since David Widell was the Cowboys' fourth round choice in 1988.

A sociology major, Stone spent last summer working with inner-city youth in the Big East Conference's "Athletes Care" program. Stone, who did not play high school football until his junior year at West Roxbury, MA, served as team captain and blocked three punts his senior year. He also started the whole year at forward on the basketball team, despite only playing as a senior.



## Barry Minter

LINEBACKER • TULSA

HT: 6-2 • WT: 236 • BORN: 1/28/70 • D-6 FOR '93



As the Cowboy's sixth round pick out of the University of Tulsa, Barry Minter brings a reputation as a hard hitting linebacker who can develop into an excellent special

teams player.

A four-year letterman and two-year starter for the Golden Hurricane, Minter, who has excellent speed (4.6 in the 40-yard dash), was recruited as a safety but made the shift to linebacker during spring drills in 1989.

He ended his collegiate career with 261 tackles (141 solo) and seven sacks. His background as a defensive back aided Minter in pass coverage as he grabbed six career interceptions, two of which were returned for touchdowns.

An honorable mention All-America, Minter had 119 tackles, two tackles for a loss



*MINTER, Cont.*

and an interception as a senior. He posted six games with 10 or more tackles, including two 16-tackle performances against UTEP and Southern Mississippi. In the Southern Mississippi game, Minter returned an interception 74-yards for a touchdown, the fourth longest return in the school's history, to win the player of the week honors. Minter participated in the Senior Bowl All-Star game and was also a nominee for the Dick Butkus Award given annually to college football's most outstanding linebacker.

After two years as a backup, Minter started 10 games his junior year at outside linebacker and finished second on the team in tackles with 89 (56 solo) despite having a left knee ligament sprain that forced him to miss action against Southern Mississippi in the eighth week of the season. Minter also added five sacks and 11 stops for 59-yards in losses.

Minter set the linebacker standard at Tulsa during his junior year. Following each week, University of Tulsa Defensive Coordinator Pete McGinnis graded his player's performance while watching film of the game. McGinnis includes bonus points in his grades, making it possible for someone to score over 100 points. Following the 1991 season opener against Southwest Missouri State, Minter, posted 13 tackles, forced a fumble and broke up a pass, resulting in a grade of 123 points - 20 points higher than any other linebacker had ever recorded. "For linebackers, a winning grade is 90 percent," McGinnis said. "Without a doubt, he played the best of anyone on defense." Three weeks later, Minter shattered that record in the Texas A&M game when he recorded 13 tackles, two sacks, another tackle for a loss, forced two fumbles and made an interception that led to a Tulsa touchdown, producing a coach's grade of 144 points. Minter also recorded 17 tackles in a 23-17 loss to Kansas, and he had nine tackles, two sacks and a 48-yard interception return for a touchdown, the longest Tulsa return since 1982, in a 31-26 victory over Southern Methodist.

In 1990, Minter played in every game as a backup, recording 39 tackles, with one sack, four tackles for -46 yards, forced two fumbles and had one interception. Minter underwent arthroscopic surgery on his left knee at the end of spring drills following the season.

Redshirted as a freshman, Minter played mostly on special teams in 1989 and finished with 14 tackles in eight games.

The only Tulsa player selected in the 1993 draft, Minter is the first Tulsa linebacker to be drafted by Dallas and re-joins Golden Hurricane teammate Fallon Wacasey, a Dallas draft choice in 1992.

A health and physical education major, Minter was selected to Tulsa's Ultimate Team in 1991, which recognizes the academic, community-service and athletic success of the school's top seven student-athletes. He also received an athletic achievement award as a freshman and sophomore. Minter earned all-district honors in both football and basketball his senior year at Mount Pleasant, TX, High School, where he lettered in football, basketball and track. He was an all-state pole vaulter as a junior.

MINTER'S TULSA TOTALS										
Year	Tackles			Tkl/ Loss	Sacks	QB Press	Pass Def.	For. Fum.	Fum. Rec.	
	Solo	Ast.	Tot.							
1989	9	5	14	0	0	0	0	0	0	
1990	21	18	39	4(-46)	1	1	0	2	0	
1991	56	33	89	11(-59)	5	2	3	6	0	
1992	55	64	119	3(-12)	1	9	1	1	0	
<b>Totals</b>	<b>141</b>	<b>120</b>	<b>261</b>	<b>18(-117)</b>	<b>7</b>	<b>12</b>	<b>4</b>	<b>9</b>	<b>0</b>	
Interceptions										
Year	No.	Yds.	Avg.	Long	TD					
1989	1	22	22.0	22	0					
1990	1	8	8.0	8	0					
1991	3	104	34.7	48t	1					
1992	1	74	74.0	74t	1					
<b>Totals</b>	<b>6</b>	<b>208</b>	<b>34.7</b>	<b>74t</b>	<b>2</b>					



## Brock Marion

SAFETY • NEVADA-RENO  
HT: 5-11 • WT: 178 • BORN: 6/11/70 • D-7 FOR '93



With a total of eight career blocked kicks, including four during the 1990 season, Dallas' seventh round pick Brock Marion, is one player who has the potential to be an impact player on special teams.

The three-year starter at cornerback moved to strong safety his senior year and finished with 83 tackles (51 solo), eight stops for -21 yards, two forced fumbles and tied for the team lead with five interceptions.

A three-time all conference selection, twice All-Big Sky and once Big West, Marion ended his collegiate career with 303 total tackles (202 solo), 44 passes defended and returned 13 interceptions for 114 yards. Marion led the secondary in tackles for four straight years and during his career, the Wolf Pack won three straight conference titles, landed two NCAA I-AA playoff berths and a bid to the Las Vegas Bowl. In 1992, Nevada-Reno joined the Big West Conference and became the first school in NCAA history to win a conference title one year after moving from Division I-AA to Division I-A.

As a senior Marion had 11 tackles, with 5 stops for losses, forced a fumble and broke up two passes to preserve a 19-0 shutout against Cal-State Fullerton. He recorded eight tackles, caused one fumble that led to a touchdown, and added an interception in a 14-10 victory over Nevada-Las Vegas. In the Las Vegas Bowl against Bowling Green, Marion made seven tackles, blocked one kick and batted down a pass.

A first team All-Big Sky Conference selection at cornerback as a junior, Marion finished second on the team with 84 tackles. He also added nine stops for losses and eight passes defended as the Wolf Pack won the Big Sky Conference, going undefeated in the regular season. Marion had seven tackles, forced and recovered a fumble, returning it 14-yards for a touchdown, in the Wolf Pack's first shutout since 1983, a 72-0 trashing of the University of North Texas. The following week, Marion had seven tackles and a 24-yard interception return in a 54-12 rout over Montana State. In a 31-23 win over Idaho, Marion had 12 tackles, including one for a 10 yard loss, to earn the Big Sky Conference's Player of the Week honors. The Wolf Pack finished 12-1 after falling 30-28 to eventual National Champions Youngstown State in the NCAA Division I-AA playoffs. In the Youngstown game, Marion broke his left ankle, the first major injury of his career.

In 1990, Marion started every game and finished second on the team in tackles with 75. He also led the team with 17 pass deflections and five interceptions. His four blocked kicks were over half of the team's total of seven. Marion had seven stops and grabbed two interceptions in a 40-17 rout over Eastern Washington, before posting eight tackles against Furman in the NCAA Division I-AA playoffs.

A starter in every game as a true freshman in 1989, Marion finished fourth on the team with 64 tackles. He also added seven pass deflections and two interceptions.

The 196th player selected in the 1993 draft, Marion joins Charvez Foger, a running back drafted in the eighth round in 1989, as the only other player from Nevada-Reno ever chosen by the Cowboys. Marion joins teammate Forey Duckett (a defensive back drafted in the fifth round by the Cincinnati Bengals) as the only Nevada-Reno players to be selected in 1993.

An interior design major at Nevada-Reno, Marion attended West High School


MARION, *Cont.*

in Bakersfield, CA, where he earned nine varsity letters in football, basketball, and track. An all-state selection as a senior, he led the state with 13 interceptions. His father, Jerry Marion, played wide receiver for the Pittsburgh Steelers in 1967 and Uncle Brent McClanahan was a running back for the Minnesota Vikings from 1973 to 1980.

MARION'S NEVADA-RENO TOTALS									
Year	Tackles			Tkl/ Loss	Sacks	Pass Def.	For. Fum.	Fum. Rec.	Blk.
	Solo	Ast.	Tot.						
1989	47	17	64	2(-7)	1	5	1	1	2
1990	53	22	75	5(-44)	1	17	1	1	4
1991	62	22	84	9(-19)	0	7	3	2	1
1992	51	32	83	8(-21)	0	6	2	0	1
<b>Totals</b>	<b>213</b>	<b>93</b>	<b>306</b>	<b>24(-91)</b>	<b>2</b>	<b>35</b>	<b>7</b>	<b>4</b>	<b>8</b>

Interceptions				
Year	No.	Yds.	Avg.	TD
1989	2	-4	-2.0	0
1990	5	92	18.4	0
1991	1	24	24.0	0
1992	5	2	0.4	0
<b>Totals</b>	<b>13</b>	<b>114</b>	<b>8.8</b>	<b>0</b>



**Dave Thomas**

DEFENSIVE BACK • TENNESSEE

HT: 6-2 • WT: 205 • BORN: 8/25/68 • D-8A FOR '93



Dallas hopes to have the steal of the 1993 draft with their eighth round choice, Dave Thomas, out of the University of Tennessee. Dallas selected Thomas, despite his two year hiatus from football, on the recommendation of Cowboys Director of Scouting Larry Lacewell. The former defensive coordinator at Tennessee, Lacewell recruited Thomas from Butler Community College, in El Dorado, Kansas, in 1989.

After redshirting the 1991 season, Thomas lost his final year of eligibility at Tennessee, and sat out of football the following season.

"He's (Thomas) a good athlete," Cowboys Head Coach Jimmy Johnson said following the draft. "I met him in Knoxville the year before last during a scouting visit. Larry was bragging on him."

After an outstanding career at Butler Community College, the 6-2, 205-pound Miami, FL, native was rated the top junior college defensive back and the sixth best JUCO player in the nation by Max Emfinger in 1989. Thomas was second in the nation as a sophomore with 10 interceptions and finished his JUCO career with 17 picks. He transferred to Tennessee and joined fellow JUCO transfer Dale Carter, a first round choice of the Kansas City Chiefs in 1992, in bolstering the Volunteer's secondary. "They (Tennessee) were talking about a national championship and that sure catches your attention," Thomas said. "They said all they needed was a little help on defense. I was looking for a place where I could come in and play."

As a junior in 1990, Thomas played in all 13 games as a backup for the Vols and finished with 17 tackles, one pass defended and an interception he returned 51-yards against UTEP, the longest interception return of the season.

The 203rd player selected in the 1993 draft, Thomas is the 14th Tennessee player to be drafted by the Cowboys, the second highest total from any college. The last Volunteer to be drafted by the Cowboys was Tom Myslinski in


*THOMAS, Cont.*

the fourth round in 1992. Thomas joins teammate Todd Jones (a defensive end drafted by the San Francisco 49ers in the first round) as the only Tennessee players selected in 1993. He is the fourth Tennessee defensive back drafted in the past three years (Carter, Kansas City; Jeremy Lincoln, Chicago; Harlan Davis, Seattle).

A third team All-America and All-Conference selection in football as a senior at Miami Beach High School in Miami, FL, Thomas also lettered in track and basketball.

**THOMAS' TENNESSEE TOTALS**

Year	Tackles				Year	Interceptions			
	Solo	Ast.	Tot.	Def.		No.	Yds.	Avg.	TD
1990.....	14	3	17	1	1990.....	1	51	51.0	0



## Reggie Givens

SAFETY • PENN STATE

HT: 6-0 • WT: 219 • BORN: 10/3/71 • D-8B FOR '93



At Penn State being a linebacker is everything. "No matter what position they played in high school, everyone, and I mean everyone, is looked at as a potential linebacker," said former N.Y. Jets and Penn State All-American linebacker Greg Buttie. "So you don't have four guys trying out for linebacker, you have 75. Out of that group, Coach Paterno will come up with four great athletes who will have the honor of controlling the Penn State defense." With that description, the fact the Reggie Givens spent four years at Linebacker-U as a starter is even more impressive. In Dallas he will be shifted from outside linebacker to strong safety because of his size, but that should not be a difficult transition since Givens performed many of the same duties as the "Sam" linebacker in the Nittany Lions defense. "The Sam position is different because it's a combination defensive back and linebacker," said Givens. "You have to know the coverages, cover wide receivers and also be a linebacker who is in the trenches with the linemen." Givens fit that role for four seasons, and after his Penn State career was over, Paterno told scouts that Givens "was my best linebacker here since Jack Ham."

Givens became a fixture on the Nittany Lion defense, starting 35 of the last 38 regular season games and all four bowl games. As a senior co-captain, he finished second on the team with 59 tackles, including seven for losses, and added two sacks. Against Rutgers, Givens had seven tackles and a sack before coming up with a fumble recovery to set up the Lions' final touchdown in a 38-24 victory. Saving his biggest game for the biggest team, Givens recorded a career-high 11 stops in a heartbreaking 17-16 loss to Notre Dame.

As a junior, Givens started every game for a Penn State team that finished the year ranked third in the nation, recording 41 tackles and two interceptions. He opened the year with a season-high seven tackles, including two for losses in a 34-22 victory over Georgia Tech. Later in the season against Boston College he was in on three tackles, a sack and an interception. Givens finished the year fourth on the team in passes defended, including four in a 37-17 win over Rutgers. His finest collegiate moment came in Penn State's

THE PLAYERS

*GIVENS, Cont.*

47-17 win over Tennessee in the Fiesta Bowl when he earned Defensive Player of the Game honors. First he picked off a pass late in the third quarter with Penn State up 21-14 that led to a Lions' touchdown, and then on the Vols next possession, Givens recovered a fumble in mid-air, returning it 23 yards for a touchdown.

In 1990 Givens started nine games at outside linebacker and finished sixth on the team in tackles. He also recorded the only multiple sack game of his career when he hauled down Rutgers' signal caller twice. In a 9-0 win over Alabama, Givens recorded his first career interception. In the Blockbuster Bowl he had five stops, including one behind the line of scrimmage.

One of three true freshmen to letter in 1989, Givens saw action in every game, including five starts to wind up the season, and logged more play time than any other freshman. He finished the year with two fumble recoveries, returning one 19 yards against Pittsburgh to set up a field goal, and as a starter in Penn State's 50-39 win over Brigham Young in the Holiday Bowl, Givens logged six solo tackles and a sack of quarterback Ty Detmer.

Givens was part of a Penn State squad that compiled a 35-13-1 (.724) record, including four bowl appearances (winning two), during his career. The 213th player selected overall, he was one of eight Penn State players drafted in 1993 but one of only two from the Lions' defense (Rich McKenzie, sixth round, Cleveland). Givens is the fifth Penn State linebacker to be drafted over the last two years.

Selected Virginia's Defensive Player of the Year at Sussex, VA, Central High School, Reginald Alonzo Givens recorded over 100 tackles as a senior and also earned All-America honors. A standout in both basketball and track, Givens majored in exercise and sport science at Penn State.

GIVENS' PENN STATE TOTALS										
Year	Tackles			Tk/ Loss	Sacks	Passes		For. Fum.		
	Solo	Ast.	Tot.			Def.	Fum.			
1989	22	16	— 38	3(-9)	2	2	0	0		
1990	29	18	— 47	3(-21)	2	5	0	0		
1991	31	10	— 41	5(-32)	2	14	0	0		
1992	47	12	— 59	5(-17)	2	7	2	2		
<b>Totals</b>	<b>129</b>	<b>56</b>	<b>— 185</b>	<b>16(-79)</b>	<b>8</b>	<b>28</b>	<b>2</b>	<b>2</b>		

Pass Interceptions						Opponents' Fumbles Recovered					
Year	No.	Yds.	Avg.	Long	TD	Year	No.	Yds.	Avg.	Long	TD
1990	1	7	7.0	7	0	1989	2	19	9.5	19	0
1991	2	-2	-1.0	2	0	1992	1	0	0.0	0	0
<b>Totals</b>	<b>3</b>	<b>5</b>	<b>1.7</b>	<b>7</b>	<b>0</b>	<b>Totals</b>	<b>3</b>	<b>19</b>	<b>6.3</b>	<b>19</b>	<b>0</b>



## Rookie Free Agents

**Brad Bretz**, a 6-4, 208-pound quarterback from Cal State-Hayward, was a two year starter and an All-Northern California Athletic Conference selection after completing 180 of 293 passes (61.4%) for 2,339 yards, 16 touchdowns and 13 interceptions in his senior year. Bretz passed for 2,031 yards, with 16 touchdowns and nine interceptions, and led the N.C.A.C. with a 56.2 completion percentage, after transferring to Cal State-Hayward from West Valley College in 1991. Among the all-time Cal State-Hayward quarterbacks, Bretz ranks first in career completions (370), second in total offense (4,475), third in passing yardage (4,370) and in touchdown passes (32). Born on 8/17/70, Bretz played quarterback, tight end and defensive end at Branham High School in San Jose, CA.

**Jason Burleson**, a 6-4, 240-pound tight end from the University of Texas, caught six passes for 111 yards, and two touchdowns as a senior. He showed versatility by playing quarterback, fullback, tight end and linebacker during his collegiate career. As a junior, he played in seven games, six at tight end, and caught seven passes for 151 yards, despite missing four out of the last five games with a strained thigh. As a sophomore in 1990, he excelled on special teams and as a reserve linebacker. He started his freshman year as the number two tight end, but later moved to fullback. He also lettered on the Longhorn track team by competing in the shot put, javelin and decathlon. Burleson, who earned two letters each in football, basketball and track at Sherman, TX, High School, was born on 11/9/68 and also ranked nationally in the high school decathlon in 1988.

**Anthony Jones**, a 5-11, 190-pound receiver from the University of Oregon, caught 29 passes for 338 yards as a senior. He was the team's leading receiver in 1991 with 34 receptions for 435 yards and five touchdowns. Jones finished with 20 catches for 184 yards, including a touchdown reception in the Freedom Bowl as a sophomore. Born on 2/20/70, Jones starred at Lakewood High School, in Cerritos, CA.

**Tony Kennedy**, a 5-11, 212-pound running back from Virginia Tech, had the longest return for a Big East player with a 91-yard kickoff return for a touchdown in 1992. He finished third in the Big East and 19th in the nation with a 24.1 yards per return average as a senior. Kennedy was named the Big East Special Teams Player of the Week after returning three kickoffs for 136 yards against Louisville. In 1992, he played in all 11 games, starting four, and ran for 524 yards on 111 carries. He also caught eight passes for 138 yards. He is ranked seventh on the Tech career rushing list with 2,259 yards and sixth in scoring with 158 points. His 52 career receptions are third most among Tech running backs. He also finished fourth in career touchdowns with 26. Born on 8/3/70, Kennedy set school records for rushing, receiving, touchdowns and scoring at Bladensburg High School, in Upper Malboro, MD. He also lettered two years in basketball and track.


**Alan Luther**, a 6-3, 305-pound offensive lineman from the University of Texas, rebounded to letter his last two years after injuries limited his playing time his first two years. He played in all 11 games as a junior, starting the last eight. Luther, born on 9/29/69, was an All-Southwest Prep Conference selection as a tackle at Kinkaid High School in Houston, TX, where he also lettered in track.

**Michael Payton**, a 6-0, 225-pound quarterback from Marshall, was a two-time first team All-Southern Conference and Southern Conference Offensive Player of the Year. He completed 268 of 415 passes for 3,610 yards in 1992, while leading the Thundering Herd to a NCAA Division I-AA national championship. He earned many first team All-America honors following his senior season, including the Associated Press. The holder of nearly every school and Southern Conference passing record, Payton finished his collegiate career with 689 completions on 1,108 attempts for 9,411 yards and 69 touchdowns. His 62.2 percent career passing percentage set a new school record. He was named to the Associated Press second team All-America list after throwing for 3,392 yards as a junior. He also won the A.L. Hartman Award, given to West Virginia's top Amateur Athlete of the Year. Payton completed 199 of 347 passes for 2,409 yards as a sophomore, earning first team All-America honors. Born on 3/5/70, Payton was an All-Penn Conference selection as a quarterback at Central Dauphin East High School in Harrisburgh, PA.

**Greg Reed**, a 6-1, 183-pound receiver from Southern Mississippi, is ranked in the top ten in the school's all-time career list for receiving yards and receptions. In 1992, Reed led his team with a career high 36 receptions for 526 yards. As a junior, he matched his previous career high of 23 catches for 434 yards. He also caught 23 passes for 257 yards as a sophomore. Born on 3/31/71, Reed was a standout at Gulfport, MS, High School, where he holds three school receiving records.

**Rob Wagner**, a 6-4, 265-pound defensive tackle from Northern Illinois, was a three year starter who led the down lineman with 55 tackles, including a season-high eight stops against both Illinois and Illinois State. He also had five pass deflections and four quarterback sacks as a senior. The tri-captain, who concluded his collegiate career with a string of 33 consecutive games played, was named to the Sporting News 1992 preseason All-Independent team. As a junior, Wagner finished the season with 76 tackles, including 50 solo, and was the team's sack leader with three. As a sophomore, he moved into the starting lineup at noseguard after playing special teams as a freshman and finished second on the team with four sacks. Born on 6/1/69, Wagner was voted team player of the year at North Waukesha High School, in Waukesha, WI, where he also lettered in track.





## 1993 Rookie and First-Year Roster

NAME	POS.	HGT.	WGT.	BIRTHDATE	NFL EXP.	COLLEGE	HOW ACQ.
Beasley, Michael	RB	5-10	195	5/27/69	1	West Virginia	FA-'93
Biggins, Milton	TE	6-4	273	12/29/69	1	Western Kentucky	FA-'93
Bretz, Brad	QB	6-4	208	8/17/70	R	Cal St.-Hayward	FA-'93
Burfelson, Jason	TE	6-5	243	11/9/68	R	Texas	FA-'93
Domingos, Steve	P	6-3	200	4/15/67	1	San Francisco State	FA-'93
Garrett, Jason	QB	6-2	195	3/28/66	1	Princeton	FA-'93
Garrett, Judd	RB	6-1	205	6/25/67	1	Princeton	FA-'93
Givens, Reggie	S	6-0	219	10/3/71	R	Penn State	D8b-'93
Hall, Chris	S	6-2	184	4/25/70	1	East Carolina	FA-'93
Jett, John	P	6-0	184	11/11/68	1	East Carolina	FA-'93
Jones, Anthony	WR	5-11	190	2/20/70	R	Oregon	FA-'93
Kennedy, Tony	RB	5-11	212	3/3/70	R	Virginia Tech	FA-'93
Lassic, Derrick	RB	5-10	192	1/26/70	R	Alabama	D4a-'93
Luther, Alan	G	6-3	305	9/29/69	R	Texas	FA-'93
Marion, Brock	CB	5-11	178	6/11/70	R	Nevada-Reno	D7-'93
Middleton, Mike	S	5-10	211	12/4/69	R	Indiana	D3-'93
Minter, Barry	LB	6-2	236	1/28/70	R	Tulsa	D6-'93
Nielsen, Brian	G	6-3	300	5/31/67	1	Texas A&I	FA-'93
Payton, Michael	QB	6-0	225	3/5/70	R	Marshall	FA-'93
Rankin, Alex	G	6-9	312	11/24/68	1	Angelo State	FA-'93
Reed, Greg	WR	6-1	183	3/31/71	R	Southern Mississippi	FA-'93
Richards, James	G	6-4	288	11/7/69	1	California	FA-'93
Smith, Darrin	LB	6-1	237	4/15/70	R	Miami, Fla.	D2b-'93
Stone, Ron	T	6-5	306	7/20/71	R	Boston College	D4b-'93
Thomas, Dave	CB	6-2	205	8/25/68	R	Tennessee	D8a-'93
Wacasey, Fallon	TE	6-7	241	2/8/69	1	Tulsa	D6-'92
Wagner, Rob	DT	6-4	265	6/1/69	R	Northern Illinois	FA-'93
Williams, Kevin	WR	5-9	190	1/25/71	R	Miami, Fla.	D2a-'93
Williams, Tyrone	WR	6-5	207	3/26/70	1	Western Ontario	FA-'93



## Dallas Cowboys 1993 Veterans Roster

NO.	NAME	POS.	HGT.	WGT.	BIRTHDATE	NFL EXP.	COLLEGE	HOW ACQ.
50	Abrams, Bobby	LB	6-3	230	4/12/67	4	Michigan	FA-'93
34	Agee, Tommie	FB	6-0	227	2/22/64	7	Auburn	PB(KC)-'90
8	Aikman, Troy	QB	6-4	222	11/21/66	5	UCLA	D1-'89
40	Bates, Bill	S	6-1	203	6/6/61	11	Tennessee	FA-'83
42	Briggs, Greg	S	6-3	212	10/19/68	2	Texas Southern	D5a-'92
24	Brown, Larry	CB	5-11	185	11/30/69	3	TCU	D12-'91
33	Burse, Tony	RB	6-0	218	4/4/65	2	Middle Tenn. St.	FA-'93
75	Casillas, Tony	DT	6-3	273	10/26/63	8	Oklahoma	T(ATI)-'91
68	Cornish, Frank	C/G	6-4	285	9/24/67	4	UCLA	PB(SD)-'92
3	Daniel, Tim	WR	5-11	192	9/14/69	2	Florida A&M	D11-'92
58	Edwards, Dixon	LB	6-1	224	3/25/68	3	Michigan State	D2-'91
2	Elliott, Lin	K	6-0	182	11/11/68	2	Texas Tech	FA-'92
60	Evans, Melvin	G	6-2	303	1/29/69	2	Texas Southern	FA-'92
27	Everett, Thomas	S	5-9	183	11/21/64	7	Baylor	T(Pit)-'92
39	Gainer, Derrick	RB	5-11	240	8/15/66	3	Florida A&M	FA-'92
29	Gant, Kenneth	S	5-11	191	4/18/67	4	Albany St.	D9-'90
63	Gesek, John	G	6-5	282	2/18/63	7	Cal St-Sacramento	T(Raid)-'90
66	Gogan, Kevin	G/T	6-7	319	11/2/64	7	Washington	D8-'87
94	Haley, Charles	DE	6-5	245	1/6/64	8	James Madison	T(SF)-'92
80	Harper, Alvin	WR	6-3	207	7/6/67	3	Tennessee	D1b-'91
70	Hellestrae, Dale	C/G	6-5	283	7/11/62	9	SMU	T(Raid)-'90
95	Hennings, Chad	DT	6-6	267	10/20/65	2	Air Force	D11-'88
90	Hill, Tony	DE	6-6	255	10/23/68	3	Tenn.-Chattanooga	D4c-'91
47	Holmes, Clayton	CB	5-10	181	8/23/69	2	Carson-Newman	D3a-'92
88	Irvin, Michael	WR	6-2	199	3/5/66	6	Miami, Fla.	D1-'88
77	Jeffcoat, Jim	DE	6-5	276	4/1/61	11	Arizona State	D1-'83
48	Johnston, Daryl	FB	6-2	238	2/10/66	5	Syracuse	D2-'89
97	Jones, Jimmie	DL	6-4	276	1/9/66	4	Miami, Fla.	D3-'90
55	Jones, Robert	LB	6-2	238	9/27/69	2	East Carolina	D1b-'92
69	Jones, Todd	T	6-3	295	7/3/67	2	Henderson St.	FA-'92
78	Lett, Leon	DL	6-6	292	10/12/68	3	Emporia State	D7-'91
67	Maryland, Russell	DT	6-1	275	3/22/69	3	Miami, Fla.	D1a-'91
7	Millen, Hugh	QB	6-5	216	11/22/63	8	Washington	T(NE)-'93
98	Myles, Godfrey	LB	6-1	242	9/22/68	3	Florida	D3a-'91
61	Newton, Nate	G	6-3	303	12/20/61	8	Florida A&M	FA-'86
51	Norton, Ken	LB	6-2	241	9/29/66	6	UCLA	D2-'88
84	Novacek, Jay	TE	6-4	231	10/24/62	9	Wyoming	PB(Pho)-'90
52	Pruitt, Mickey	LB	6-1	218	1/10/65	6	Colorado	FA-'92
87	Roberts, Alfredo	TE	6-3	251	3/17/65	6	Miami, Fla.	PB(KC)-'91
22	Smith, Emmitt	RB	5-9	209	5/15/69	4	Florida	D1-'90
82	Smith, Jimmy	WR	6-1	205	2/9/69	2	Jackson State	D2a-'92
26	Smith, Kevin	CB	5-11	177	4/7/70	2	Texas A&M	D1a-'92
57	Smith, Vinson	LB	6-2	237	7/3/65	6	East Carolina	PB(Pit)-'90
53	Stepnoski, Mark	C	6-2	269	1/20/67	5	Pittsburgh	D3a-'89
92	Tolbert, Tony	DE	6-6	265	12/29/67	5	Texas-El Paso	D4-'89
71	Tuinei, Mark	T	6-5	298	3/31/60	11	Hawaii	FA-'83
76	Veingrad, Alan	G/T	6-5	280	7/24/63	8	East Texas State	PB(GB)-'91
37	Washington, James	S	6-1	203	11/10/65	6	UCLA	PB(Rams)-'90
79	Williams, Erik	T	6-6	321	9/7/68	3	Central State, OH	D3c-'91
23	Williams, Robert	DB	5-10	186	10/2/62	7	Baylor	FA-'87
28	Woodson, Darren	S	6-1	215	4/25/69	2	Arizona State	D2b-'92

## Cowboys All-Time Roster

## ASSISTANT COACHES

Alexander, Hubbard, 1989-92  
 Allen, Ermal, 1962-83  
 Armstrong, Neill, 1982-89  
 Avezzano, Joe, 1990-92  
 Berry, Raymond, 1968  
 Brodsky, Joe, 1989-92  
 Campo, Dave, 1989-92  
 Dahms, Tom, 1960-62  
 Davis, Butch, 1989-92  
 Dimancheff, Babe, 1960-62  
 Ditka, Mike, 1973-81  
 Ecklund, Brad, 1960-63  
 Erkenbeck, Jim, 1987-88  
 Ford, Robert, 1991-92  
 Franklin, Bobby, 1968-72  
 Gillman, Sid, 1972  
 Hackett, Paul, 1986-88  
 Hickey, Red, 1964  
 Hoffman, Steve, 1989-92  
 Hughes, Ed, 1973-76  
 Lavan, Al, 1980-88  
 Lowry, Alan, 1982-90  
 Mackovic, John, 1981-82  
 Meeks, Ron, 1991  
 Myers, Jim, 1962-86  
 Nolan, Dick, 1962-67, 1982-90  
 Reeves, Dan, 1970-80  
 Renfro, Ray, 1968-72  
 Rhome, Jerry, 1989  
 Roy, Alvin, 1973-75  
 Shofner, Jim, 1983-85  
 Shula, Dave, 1989-90  
 Slowik, Bob, 1992  
 Solari, Mike, 1987-88  
 Stallings, Gene, 1972-85  
 Stautner, Ernie, 1966-88  
 Tubbs, Jerry, 1966-88  
 Turner, Norv, 1991-92  
 Wannstedt, Dave, 1989-92  
 Ward, Bob, 1976-89  
 Wise, Tony, 1989-92  
 Woicik, Mike, 1990-92

## PLAYERS

## No.

50 Abrams, Bobby, LB, Michigan, 1992  
 21 Adams, David, RB, Arizona, 1987  
 26 Adderley, Herb, CB, Michigan State, 1970-72  
 23 Adkins, Margene, WR, Henderson J.C., 1970-71  
 34 Agee, Tommie, FB, Auburn, 1990-92  
 8 Aikman, Troy, QB, UCLA, 1989-92  
 36 Albritton, Vince, S/LB, Washington, 1984-91  
 87 Alexander, Ray, WR, Florida A&M, 1988-89  
 31 Allen, Gary, RB, Hawaii, 1983-84  
 19 Alworth, Lance, WR, Arkansas, 1971-72  
 66 Andrie, George, DE, Marquette, 1962-72  
 81 Ankrom, Scott, WR, Texas Christian, 1989  
 10/35 Armstrong, Jimmy, DB, Appalachian State, 1987  
 64 Arneson, Jim, C/G, Arizona, 1973-74  
 78 Asher, Bob, T, Vanderbilt, 1970  
 76 Aughtman, Dowe, OL, Auburn, 1984  
 89 Awalt, Rob, TE, San Diego St., 1990-91

53 Babinecz, John, LB, Villanova, 1972-73  
 66 Baker, Jesse, DE, Jacksonville State, 1986  
 38 Baker, Sam, P/K, Oregon State, 1962-63  
 62 Baldinger, Brian, OL, Duke, 1982-84, 1986-87  
 87 Banks, Gordon, WR, Stanford, 1985-87  
 80 Barksdale, Rod, WR, Arizona, 1987  
 31 Barnes, Benny, DB, Stanford, 1972-82  
 80 Barnes, Gary, WR, Clemson, 1963  
 56 Barnes, Rodrigo, LB, Rice, 1973-74  
 81 Bateman, Marv, P, Utah, 1972-74  
 40 Bates, Bill, S, Tennessee, 1983-92  
 46 Baynham, Craig, RB, Georgia Tech, 1967-69  
 11 Belden, Bob, QB, Notre Dame, 1969-70  
 20 Bercich, Bob, S, Michigan State, 1960-61  
 76 Bethea, Larry, DL, Michigan State, 1978-83  
 7 Beuerlein, Steve, QB, Notre Dame, 1991-92  
 36 Bielski, Dick, TE, Maryland, 1960-61  
 44 Bishop, Don, CB, CCLA, 1960-65  
 24 Blackwell, Alois, RB, Houston, 1978-79  
 46 Blake, Ricky, RB, Alabama A&M, 1991  
 28 Blount, Alvin, RB, Maryland, 1967  
 68 Boeke, Jim, T, Heidelberg, 1964-67  
 87 Borden, Nate, DE, Indiana, 1960-61  
 84 Borresen, Rich, TE, Northwestern, 1987  
 51 Braatz, Tom, LB, Marquette, 1960  
 77 Bradfute, Byron, T, Southern Mississippi, 1960-61  
 1 Brady, Kerry, K, Hawaii, 1987  
 53 Breunig, Bob, LB, Arizona State, 1975-84  
 63 Brinkley, Lester, DL, Mississippi, 1990  
 36 Brinson, Larry, RB, Florida, 1977-79  
 77 Brock, Clyde, DT, Utah State, 1962-63  
 99 Brooks, Kevin, DT, Michigan, 1985-88  
 44 Brooks, Michael, S, No. Carolina St., 1990  
 62 Brotzki, Bob, T, Syracuse, 1988  
 79 Broughton, Willie, DT, Miami, Fla., 1989-90  
 33 Brown, Eric, DB, Savannah State, 1989  
 59 Brown, Guy, LB, Houston, 1977-82  
 24 Brown, Larry, CB, TCU, 1991-92  
 31 Brown, Otto, DB, Prairie View, 1969  
 59 Brownlow, Darrick, LB, Illinois, 1991  
 22 Bullocks, Amos, RB, Southern Illinois, 1962-64  
 15/89/82 Burbage, Cornell, WR, Kentucky, 1987-89  
 60 Burkett, Jackie, LB, Auburn, 1968-69  
 73 Burnette, Dave, T, Central Arkansas, 1987  
 57 Burton, Ron, LB, North Carolina, 1987-89  
 2 Butler, Bill, S, Chattanooga, 1960  
 60 Caffey, Lee Roy, LB, Texas A&M, 1971  
 52 Cannon, Billy, LB, Texas A&M, 1984  
 59 Capone, Warren, LB, Louisiana State, 1975  
 18 Carano, Glenn, QB, Nevada-Las Vegas, 1977-83  
 17 Carmichael, Harold, WR, Southern, 1984  
 10 Carrell, Duane, P, Florida State, 1974  
 75 Carter, Jon, DT, Pittsburgh, 1989  
 75 Casillas, Tony, DT, Oklahoma, 1991-92  
 79 Cesario, Sal, G, Cal. Poly SLO, 1987  
 85/89 Chandler, Thornton, TE, Alabama, 1986-89  
 72 Cheek, Louis, OL, Texas A&M, 1990  
 77 Cisiowski, Steve, T, Santa Clara, 1987  
 42 Ciack, Darryl, RB, Arizona State, 1986-89  
 83/17 Clark, Mike, K, Texas A&M, 1968-71, 1973  
 73 Clark, Monte, T, Southern California, 1962  
 37 Clark, Phil, DB, Northwestern, 1967-69  
 82 Clarke, Frank, TE/WR, Colorado, 1960-67  
 47 Clinkscale, Dextor, S, South Carolina State, 1980, 1982-85  
 59 Cobb, Garry, LB, Southern California, 1988-89

THE PLAYERS

- 63 Cole, Larry, DL, Hawaii, 1968-80  
 41 Coleman, Anthony, DB, Baylor, 1987  
 86 Coleman, Ralph, LB, No. Carolina A&T, 1972  
 10 Collier, Reggie, QB, Southern Mississippi, 1986  
 77 Colvin, Jim, DT, Houston, 1964-66  
 31 Cone, Fred, K, Clemson, 1960  
 93 Cooper, Reggie, LB, Nebraska, 1991  
 68 Cornish, Frank, C, UCLA, 1992  
 90 Crockett, Willis, LB, Georgia Tech, 1990  
 85 Cronin, Gene, LB, Pacific, 1960  
 62 Cvercko, Andy, G, Northwestern, 1961-62
- 45/21 Daniels, Dick, S, Pacific, Ore., 1966-68  
 89 Davis, Donnie, WR, Southern, 1962  
 57 Davis, Kyle, C, Oklahoma, 1975  
 88 Davis, Sonny, LB, Baylor, 1961  
 55 Del Rio, Jack, LB, Southern California, 1989-91  
 55 DeOssie, Steve, LB, Boston College, 1984-88  
 21 Dennison, Doug, RB, Kutztown State, 1974-78  
 83 Deters, Harold, K, No. Carolina State, 1967  
 26 Dial, Buddy, WR, Rice, 1964-66  
 51 Dickerson, Anthony, LB, Southern Methodist, 1980-84  
 71 Dickson, Paul, T, Baylor, 1960  
 76 Diehl, John, DT, Virginia, 1965  
 89 Ditka, Mike, TE, Pittsburgh, 1969-72  
 86/21 Dixon, James, WR/RB, Houston, 1989-91  
 34 Doelling, Fred, S, Pennsylvania, 1960  
 83 Donley, Doug, WR, Ohio State, 1981-84  
 62 Donohue, Leon, G, Cal. State San Jose, 1965-67  
 67 Donovan, Pat, T, Stanford, 1975-83  
 80 Doran, Jim, WR, Iowa State, 1960-61  
 33 Dorsett, Tony, RB, Pittsburgh, 1977-87  
 34 Douglas, Merrill, RB, Utah, 1961  
 30 Dowdle, Mike, RB/LB, Texas, 1960-62  
 26 Downs, Michael, S, Rice, 1981-88  
 86 Duckett, Kenny, WR, Wake Forest, 1985  
 89 Dugan, Fred, WR, Dayton, 1960  
 52 Duilban, Chris, LB, Texas, 1987  
 37 Dunn, Perry Lee, RB, Mississippi, 1964-65  
 45 Dupre, L.G., RB, Taylor, 1960-61  
 89 DuPree, Billy Joe, TE, Michigan State, 1973-83  
 78 Dutton, John, DL, Nebraska, 1979-86  
 71 Dwyer, Mike, DT, Massachusetts, 1987
- 42 Easmon, Ricky, DB, Florida, 1985  
 79/77 East, Ron, DT, Montana State, 1967-70  
 52 Edwards, Dave, LB, Auburn, 1963-75  
 58 Edwards, Dixon, LB, Michigan State, 1991-92  
 81/87 Edwards, Kelvin, WR, Liberty, 1987-88  
 52 Eidson, Jim, G/C, Mississippi State, 1976  
 53 Elam, Onzy, LB, Tennessee State, 1989  
 2 Elliott, Lin, K, Texas Tech, 1992  
 31/27 Everett, Thomas, S, Baylor, 1992
- 63 Falls, Mike, G, Minnesota, 1960-61  
 27 Fellows, Ron, CB, Missouri, 1981-86  
 73 Fisher, Ray, T, Eastern Illinois, 1960  
 62 Fitzgerald, John, C, Boston College, 1971-80  
 55 Flaherty, Harry, LB, Holy Cross, 1987  
 45 Flowers, Richmond, S, Tennessee, 1969-71  
 80/83 Folkins, Lee, TE, Washington, 1962-64  
 85 Folsom, Steve, TE, Utah, 1987-90  
 80 Ford, Bernard, WR, Central Florida, 1989  
 46 Fowler, Todd, FB, Stephen F. Austin, 1985-88  
 38 Francis, Ron, CB, Baylor, 1987-90  
 32 Franckhauser, Tom, CB, Purdue, 1960-61  
 76 Frank, Bill, T, Colorado, 1964  
 71 Frederick, Andy, T, New Mexico, 1977-81  
 15 Fritsch, Toni, K, Vienna, Austria, 1971-73, 1975  
 79 Frost, Ken, DT, Kentucky, 1961-62
- 75 Fry, Bob, T, Kentucky, 1960-64  
 84 Fugett, Jean, TE, Amherst, 1972-75
- 27 Gaechter, Mike, S, Oregon, 1962-69  
 39 Gainer, Derrick, RB, Florida A&M, 1992  
 29 Gant, Kenneth, CB, Albany St., 1990-92  
 32 Garrison, Walt, RB, Oklahoma State, 1966-74  
 80 Gay, Everett, WR, Texas, 1988  
 35 Gent, Pete, WR/TE, Michigan State, 1964-68  
 67/63 Gesek, John, G, Cal. St.-Sacramento, 1990-92  
 11 Gibbs, Sonny, QB, Texas Christian, 1963  
 66 Gogan, Kevin, T, Washington, 1987-92  
 76 Gonzaga, John, DE, 1960  
 83 Gonzalez, Leon, WR, Bethune, Cookman, 1985  
 44 Gowdy, Cornell, DB, Morgan State, 1986  
 71 Granger, Charlie, T, Southern, 1961  
 28 Granger, Norm, RB, Iowa, 1984  
 29/48 Green, Alex, CB, Indiana, 1987  
 61 Green, Allen, P/K, Mississippi, 1961  
 34 Green, Cornell, DB, Utah State, 1962-74  
 79 Gregg, Forrest, G/T, Southern Methodist, 1971  
 77 Gregory, Bill, DL, Wisconsin, 1971-77  
 21 Gregory, Glynn, WR/DB, Southern Methodist, 1961-62
- 64 Grottkau, Bob, G, Oregon, 1961  
 60 Guy, Buzz, G, Duke, 1960
- 64 Hagen, Halvor, C/G, Weber State, 1969-70  
 94 Haley, Charles, DE, James Madison, 1992  
 60 Hamel, Dean, DT, Tulsa, 1989-90  
 52 Hansen, Wayne, LB, Texas Wesleyan, 1960  
 80 Harper, Alvin, WR, Tennessee, 1991-92  
 50 Harper, Dave, LB, Humboldt St., 1990  
 8 Harris, Cliff, S, Ouachita, 1970-79  
 86 Harris, Duriel, WR, New Mexico State, 1984  
 40 Harris, Jim, S, Oklahoma, 1961  
 80 Harris, Rod, WR, Texas A&M, 1990  
 22 Hayes, Bob, WR, Florida A&M, 1965-74  
 33 Hayes, Wendell, RB, Humboldt State, 1963  
 27 Haynes, Tommy, S, Southern California, 1987  
 56 Hays, Harold, LB, Southern Mississippi, 1963-67  
 62/78 Healy, Don, DT, Maryland, 1960-61  
 58 Hegman, Mike, LB, Tennessee State, 1976-88  
 11 Heinrich, Don, QB, Washington, 1960  
 62/70 Hellestrae, Dale, OL, SMU, 1990-92  
 56 Henderson, Thomas, LB, Langston, 1975-79  
 58/50 Hendrickson, Steve, LB, California, 1989  
 45 Hendrix, Manny, CB, Utah, 1986-91  
 85 Hendrix, Tim, TE, Tennessee, 1987  
 95 Hennings, Chad, DT, Air Force, 1992  
 72 Herchman, Bill, DT, Texas Tech, 1960-61  
 1 Herrerra, Etren, K, UCLA, 1974, 1976-77  
 21 Higgs, Mark, RB, Kentucky, 1988  
 32 Highsmith, Alonzo, FB, Miami, Fla., 1990-91  
 31 Hill, Bill, CB, Rutgers, 1987  
 35 Hill, Calvin, RB, Yale, 1969-74  
 25 Hill, Rod, CB, Kentucky State, 1982-83  
 80 Hill, Tony, WR, Stanford, 1977-86  
 60/90 Hill, Tony, DE, Tenn. Chattanooga, 1991-92  
 14 Hogeboom, Gary, QB, Central Michigan, 1980-85  
 23 Holloway, Johnny, CB, Kansas, 1986  
 47 Holmes, Clayton, CB, Carson-Newman, 1992  
 30 Holt, Issiac, CB, Alcorn State, 1989-92  
 24 Homan, Dennis, WR, Alabama, 1968-70  
 9 Hoopes, Mitch, P, Arizona, 1975  
 20 Horton, Ray, S, Washington, 1989-92  
 67 Houser, John, C/G, Redlands, 1960-61  
 86 Houston, Bill, WR, Jackson State, 1974  
 21 Howard, Carl, CB, Rutgers, 1984  
 99 Howard, David, LB, Cal. St. Long Beach, 1989-90

- 81 **Howard, Percy**, WR, Austin Peay, 1975  
 87 **Howard, Ron**, TE, Seattle, 1974-75  
 54 **Howley, Chuck**, LB, West Virginia, 1961-73  
 81 **Howton, Bill**, WR, Rice, 1960-63  
 51 **Hoyem, Lynn**, C/G, Cal. St. Long Beach, 1962-63  
 42 **Hughes, Randy**, S, Oklahoma, 1975-80  
 11 **Humphrey, Buddy**, QB, Baylor, 1961  
 79 **Hunt, John**, G/T, Florida, 1984  
 34 **Hunter, Monty**, S, Salem, 1982  
 52/58 **Hurd, Jeff**, LB, Kansas State, 1987  
 40 **Hurt, Eric**, CB, Cal. State San Jose, 1980  
 66 **Husmann, Ed**, DT, Nebraska, 1960  
 59 **Hutcherson, Ken**, LB, Livingston State, 1974  
 57/55 **Huther, Bruce**, LB, New Hampshire, 1977-80,  
 1983
- 88 **Irvin, Michael**, WR, Miami, Fla., 1988-92  
 60 **Isbell, Joe Bob**, G, Houston, 1962-65
- 32 **Jackson, Tim**, S, Nebraska, 1989  
 53 **Jax, Garth**, LB, Florida State, 1986-88  
 77 **Jeffcoat, Jim**, DE, Arizona State, 1983-92  
 84 **Jennings, Keith**, TE, Clemson, 1989  
 37 **Jensen, Jim**, RB, Iowa, 1976  
 86 **Johnson, Butch**, WR, Calif.-Riverside, 1976-83  
 23 **Johnson, Mike**, CB, Kansas, 1966-69  
 64 **Johnson, Mitch**, G, UCLA, 1965  
 29 **Johnson, Udra**, RB, West Virginia, 1989  
 91 **Johnson, Walter**, DT, Pittsburgh, 1987  
 48 **Johnston, Daryl**, FB, Syracuse, 1989-92  
 51 **Jones, Dale**, LB, Tennessee, 1987  
 39 **Jones, E.J.**, RB, Kansas, 1987  
 72 **Jones, Ed**, DE, Tennessee State, 1974-78, 1980-89  
 23 **Jones, James**, RB, Mississippi State, 1980-82,  
 1984-85  
 97 **Jones, Jimmie**, DL, Miami, Fla., 1990-92  
 55 **Jones, Robert**, LB, East Carolina, 1992  
 55 **Jordan, Lee Roy**, LB, Alabama, 1963-76
- 57 **Keller, Mike**, LB, Michigan, 1972  
 68 **Ker, Crawford**, G, Florida, 1985-90  
 60 **Killian, Gene**, G, Tennessee, 1974  
 60 **Kliner, Steve**, LB, Tennessee, 1970  
 57 **King, Angelo**, LB, South Carolina State, 1981-83  
 73 **Kitson, Syd**, G, Wake Forest, 1984  
 79 **Klein, Dick**, T, Iowa, 1960  
 35 **Kowalczyk, Walt**, RB, Michigan State, 1960  
 9 **Kupp, Craig**, QB, Pacific-Lutheran, 1991  
 67 **Kupp, Jake**, G, Washington, 1964-65  
 25 **Kyle, Aaron**, CB, Wyoming, 1976-79
- 35 **Laidlaw, Scott**, RB, Stanford, 1975-79  
 15 **Laufenberg, Babe**, QB, Indiana, 1989-90  
 29 **Lavette, Robert**, RB, Georgia Tech, 1985-87  
 66 **Lawless, Burton**, G, Florida, 1975-79  
 14 **LeBaron, Eddie**, QB, Pacific, 1960-63  
 78 **Lett, Leon**, DL, Emporia State, 1991-92  
 50 **Lewis, D. D.**, LB, Mississippi State, 1968, 1970-81  
 23 **Lewis, Woodley**, WR, Oregon, 1960  
 64/67 **Lilja, George**, C, Michigan, 1987  
 74 **Lilly, Bob**, DL, Texas Christian, 1961-74  
 97 **Lilly, Kevin**, DT, Tulsa, 1989  
 72/64 **Liscio, Tony**, T, Tulsa, 1963-64, 1966-71  
 20 **Livingston, Bruce**, DB, Arkansas Tech, 1987  
 41 **Livingston, Warren**, CB, Arizona, 1961-66  
 35 **Lockett, J. W.**, RB, Central Oklahoma, 1961-62  
 56 **Lockhart, Eugene**, LB, Houston, 1984-90  
 25 **Logan, Obert**, S, Trinity, Tex., 1965-66  
 56 **Long, Bob**, LB, UCLA, 1962  
 19 **Longley, Clint**, QB, Abilene Christian, 1974-75
- 18 **Lothridge, Billy**, P/QB, Georgia Tech, 1964
- 47 **Maegle, Dick**, S, Rice, 1961  
 51 **Manders, Dave**, C, Michigan State, 1964-66,  
 1968-74  
 27 **Manning, Wade**, CB, Ohio State, 1979  
 71 **Marsh, Amos**, RB, Oregon State, 1961-64  
 79 **Martin, Harvey**, DE, East Texas State, 1973-83  
 83 **Martin, Kelvin**, WR, Boston College, 1987-92  
 67 **Maryland, Russell**, DT, Miami, Fla., 1991-92  
 25 **Mathews, Ray**, WR, Clemson, 1960  
 70 **McCreary, Bob**, T, Wake Forest, 1961  
 80 **McDaniels, David**, WR, Mississippi Valley, 1968  
 14 **McDonald, Paul**, QB, Southern California, 1986-87  
 25 **McDonald, Tommy**, WR, Oklahoma, 1964  
 42 **McIlhenny, Don**, RB, Southern Methodist, 1960-61  
 85 **McKinnon, Dennis**, WR, Florida St., 1990  
 52 **McLean, Scott**, LB, Florida State, 1983  
 35 **McSwain, Chuck**, RB, Clemson, 1983-84  
 70 **Memmelear, Dale**, G, Wyoming, 1962-63  
 17 **Meredith, Don**, QB, Southern Methodist, 1960-68  
 78 **Meyers, John**, DT, Washington, 1962-63  
 3 **Miller, Jim**, P, Mississippi, 1983-84  
 34 **Mitchell, Aaron**, CB, Nevada-Las Vegas, 1979-80  
 23 **Montgomery, Mike**, RB/WR, Kansas State, 1972-73  
 24 **Mooty, Jim**, CB, Arkansas, 1960  
 37 **Morgan, Dennis**, RB, Western Illinois, 1974  
 14 **Morton, Craig**, QB, California, 1965-74  
 80 **Murchison, Oia Lee**, WR, Pacific, 1961  
 98 **Myles, Godfrey**, LB, Florida, 1991-92
- 73 **Neely, Ralph**, G/T, Oklahoma, 1965-77  
 44 **Newhouse, Robert**, FB, Houston, 1972-83  
 60 **Newsome, Timmy**, RB, Winston-Salem, 1980-88  
 67/61 **Newton, Nate**, OL, Florida A&M, 1986-92  
 76 **Niland, John**, G, Iowa, 1966-74  
 25 **Nolan, Dick**, S, Maryland, 1962  
 73 **Noonan, Danny**, DL, Nebraska, 1987-92  
 84 **Norman, Pettis**, TE, J. C. Smith, 1962-70  
 25 **Norton, Jerry**, S, Southern Methodist, 1962  
 51 **Norton, Ken**, LB, UCLA, 1988-92  
 84 **Novacek, Jay**, TE, Wyoming, 1990-92  
 76 **Nutting, Ed**, T, Georgia Tech, 1963  
 61 **Nye, Blaine**, G, Stanford, 1968-76
- 62 **Oswald, Paul**, G, Kansas, 1988  
 76 **Otto, Bob**, DL, Idaho State, 1986  
 20 **Overton, Jerry**, S, Utah, 1963  
 31 **Owens, Billy**, DB, Pittsburgh, 1988
- 26 **Palmer, Paul**, RB, Temple, 1989  
 21 **Parks, Billy**, WR, Cal. St. Long Beach, 1972  
 56 **Patera, Jack**, LB, Oregon, 1960-61  
 88 **Pearson, Drew**, WR, Tulsa, 1973-83  
 26 **Pearson, Preston**, RB, Illinois, 1975-80  
 16 **Pelluer, Steve**, QB, Washington, 1984-88  
 59 **Penn, Jesse**, LB, Virginia Tech, 1985-87  
 22 **Peoples, George**, RB, Auburn, 1982  
 33 **Percival, Mac**, K, Texas Tech, 1967  
 93 **Perkins, Don**, RB, New Mexico, 1961-68  
 42 **Perkins, Ray**, DE, Virginia, 1987  
 69 **Perryman, Robert**, FB, Michigan, 1990  
 65 **Petersen, Kurt**, G, Missouri, 1980-85  
 58 **Peterson, Calvin**, LB, UCLA, 1974-75  
 81 **Phillips, Cyril**, WR, Tulsa, 1984  
 33 **Pinder, Kirk**, RB, Illinois, 1973  
 73 **Ploeger, Kurt**, DL, Gustavus Adolphus, 1986  
 62 **Polombo, Lance**, K, Southwest Louisiana, 1963  
 97 **Ponder, David**, DT, Florida State, 1985  
 86 **Porterfield, Garry**, DE, Tulsa, 1965

- 81 Powe, Karl, WR, Alabama State, 1985-86  
 75 Pozderac, Phil, T, Notre Dame, 1982-87  
 52 Pruitt, Mickey, LB, Colorado, 1991-92  
 75 Pugh, Jethro, DT, Elizabeth City, 1965-78  
 61 Putnam, Duane, G, Pacific, 1960
- 64 Rafferty, Tom, G/C, Penn State, 1976-89  
 60 Randall, Tom, G, Iowa State, 1978  
 88 Randle, Sonny, WR, Virginia, 1968  
 82 Reece, Beasley, CB/WR, North Texas, 1976  
 68 Reese, Guy, DT, Southern Methodist, 1962-63  
 30 Reeves, Dan, RB/QB, South Carolina, 1965-72  
 20 Renfro, Mel, DB/RB, Oregon, 1964-77  
 82 Renfro, Mike, WR, Texas Christian, 1984-87  
 19 Rentzel, Lance, WR, Oklahoma, 1967-70  
 13 Rhome, Jerry, QB, Tulsa, 1965-68  
 27 Richards, Curvin, RB, Pittsburgh, 1991-92  
 83 Richards, Golden, WR, Hawaii, 1973-78  
 70 Richards, Howard, G/T, Missouri, 1981-86  
 31 Richardson, Gloster, WR, Jackson State, 1971  
 88 Ridgway, Colin, P/K, Lamar Tech, 1965  
 42 Ridlon, Jim, S, Syracuse, 1963-64  
 12 Roach, John, QB, Southern Methodist, 1964  
 87 Roberts, Alfredo, TE, Miami, Fla., 1991-92  
 45 Robinson, Larry, RB, Tennessee, 1973  
 56 Roe, Bill, LB, Colorado, 1980  
 50 Rohrer, Jeff, LB, Yale, 1982-87  
 88 Rucker, Reggie, WR, Boston University, 1970-71  
 9 Ruzek, Roger, K, Weber State, 1987-89
- 87 Saldi, Jay, TE, South Carolina, 1976-82  
 89 Salonen, Brian, TE/LB, Montana, 1984-85  
 70 Sandeman, Bill, DT, Pacific, 1966  
 39 Sargent, Broderick, FB, Baylor, 1989  
 8 Sawyer, Buzz, P, Baylor, 1987  
 4 Saxon, Mike, P, San Diego St., 1985-92  
 7 Schaum, Greg, DE, Michigan State, 1976  
 65 Schoenke, Ray, T, Southern Methodist, 1963-64  
 66 Schultz, Chris, T, Arizona, 1983, 1985  
 47 Scott, Chuck, WR, Vanderbilt, 1987  
 66 Scott, Herb, G, Virginia Union, 1975-84  
 35 Scott, Kevin, RB, Stanford, 1989  
 52 Scott, Sean, LB, Maryland, 1988  
 22 Scott, Victor, DB, Colorado, 1984-88  
 10 Secules, Scott, QB, Virginia, 1988  
 8 Sellers, Ron, WR, Florida State, 1972  
 1 Septien, Rafael, K, Southwest Louisiana, 1978-86  
 94/53 Shannon, Randy, LB, Miami, Fla., 1989-90  
 52 Shaw, Robert, C, Tennessee, 1979-81  
 67 Shearin, Joe, C, Texas, 1987  
 87/82 Shepard, Derrick, WR, Oklahoma, 1989-91  
 86 Sherer, Dave, P, Southern Methodist, 1960  
 86 Sherrard, Mike, WR, UCLA, 1986  
 63 Shields, Joe, OL, Portland State, 1987  
 46/25 Shy, Les, RB, Cal. St. Long Beach, 1966-69  
 82 Simmons, Cleo, TE, Jackson State, 1983  
 52 Simmons, Dave, LB, Georgia Tech, 1968  
 53 Simmons, Victor, LB, Central State, Ohio, 1987  
 65 Slaton, Tony, G, Southern Cal., 1990  
 42 Smagala, Stan, DB, Notre Dame, 1990-91  
 60 Smerek, Don, DL, Nevada-Reno, 1981-87  
 75/79 Smith, Daryle, T, Tennessee, 1987-88  
 39 Smith, Donald, S, Liberty, 1991  
 22 Smith, Emmitt, RB, Florida, 1990-92  
 24 Smith, J. D., RB, No. Carolina A&T, 1965-66  
 81 Smith, Jackie, TE, Northwest Louisiana, 1978  
 64 Smith, Jim Ray, G/T, Baylor, 1963-64  
 82 Smith, Jimmy, WR, Jackson State, 1992  
 26 Smith, Kevin, CB, Texas A&M, 1992  
 67 Smith, Sean, DT, Grambling, 1989
- 33 Smith, Timmy, RB, Texas Tech, 1990  
 85 Smith, Tody, DL, Southern California, 1971-72  
 57 Smith, Vinson, LB, East Carolina, 1990-92  
 86 Smith, Waddell, WR, Kansas, 1984  
 18 Snyder, Loren, QB, Northern Colorado, 1987  
 54 Solomon, Jesse, LB, Florida State, 1989-90  
 46 Solomon, Roland, S, Utah, 1980  
 80 Spivey, Sebron, WR, Southern Illinois, 1987  
 55 Spradlin, Danny, LB, Tennessee, 1981-82  
 20 Springs, Ron, RB, Ohio State, 1979-84  
 65 Stalls, Dave, DE, Northern Colorado, 1977-79  
 12 Staubach, Roger, QB, Navy, 1969-79  
 81/82 Steele, Robert, WR, Northern Alabama, 1978  
 79/77 Stephens, Larry, DE, Texas, 1963-67  
 70/53 Stepnoski, Mark, G/C, Pittsburgh, 1989-92  
 28 Stewart, Curtis, RB, Auburn, 1989  
 40 Stiger, Jim, RB, Washington, 1963-65  
 56 Stincic, Tom, LB, Michigan, 1969-71  
 31 Stokes, Slim, WR, Northern Colorado, 1967  
 18 Stoudt, Cliff, QB, Youngstown St., 1990-91  
 82 Stowe, Otto, WR, Iowa State, 1973  
 96 Stubbs, Daniel, DE, Miami, Fla., 1990-91  
 40 Strayhorn, Les, RB, East Carolina, 1973-74  
 87 Stynchula, Andy, DE, Penn State, 1968  
 72 Sullivan, Mike, T, Miami, Fla., 1991  
 51/57 Swan, Russ, LB, Virginia, 1987  
 19 Sweeney, Kevin, QB, Cal. St. Fresno, 1987-88
- 71/72 Talbert, Don, DE/OT, Texas, 1962, 1965, 1971  
 25 Tautalatasi, Junior, RB, Washington State, 1989  
 89 Tennell, Derek, TE, UCLA, 1992  
 27 Thomas, Bill, RB, Boston College, 1972  
 33 Thomas, Duane, RB, West Texas State, 1970-71  
 37 Thomas, Ike, CB, Bishop, 1971  
 67 Thompson, Broderick, G, Kansas, 1985  
 77 Thornton, Bruce, DL, Illinois, 1979-81  
 32 Thurman, Dennis, DB, Southern California, 1978-85  
 59 Timmer, Kirk, LB, Montana State, 1987  
 98 Tippins, Ken, LB, Middle Tennessee St., 1989  
 63 Titensor, Glen, G, Brigham Young, 1981-86, 1988  
 62/92 Tolbert, Tony, DL, Texas-El Paso, 1989-92  
 67 Toomay, Pat, DE, Vanderbilt, 1970-74  
 71 Townes, Willie, DE, Tulsa, 1966-68  
 87 Truax, Billy, TE, Louisiana State, 1971-73  
 50 Tubbs, Jerry, LB, Oklahoma, 1960-67  
 71 Tuinei, Mark, OT/DL, Hawaii, 1983-92  
 57 Turner, Jimmie, LB, Presbyterian, 1984
- 30 Van Raaphorst, Dick, K, Ohio State, 1964  
 76 Veingrad, Alan, OL, E. Texas St., 1991-92  
 11 Villanueva, Danny, P/K, New Mexico State, 1965-67
- 95 Walen, Mark, DT, UCLA, 1987-88  
 67 Walker, Gary, OL, Boston University, 1987  
 34 Walker, Herschel, RB, Georgia, 1986-89  
 57 Walker, Louie, LB, Colorado State, 1974  
 57 Walker, Malcolm, C, Rice, 1966-69  
 71 Wallace, Rodney, G/T, New Mexico, 1971-73  
 24 Walls, Everson, CB, Grambling, 1981-89  
 3 Walsh, Steve, QB, Miami, Fla., 1989-90  
 59 Walter, Mike, LB, Oregon, 1983  
 78 Walton, Bruce, G, UCLA, 1973-75  
 5 Warren, John, P, Tennessee, 1983-84  
 37 Washington, James, S, UCLA, 1990-92  
 46 Washington, Mark, CB, Morgan State, 1970-78  
 41 Waters, Charlie, DE, Clemson, 1970-78, 1980-81  
 94 Watts, Randy, DE, Catawba, 1987  
 33 Wayt, Russell, LB, Rice, 1965  
 42 Welch, Claxton, RB, Oregon, 1969-71  
 66 Wells, Norm, G, Northwestern, 1980

65 **Westberry, Gary**, C, Hampton, 1987  
 65/70 **White, Bob**, OL, Rhode Island, 1987-89  
 11 **White, Danny**, QB/P, Arizona State, 1976-88  
 37 **White, Gerald**, FB, Michigan, 1987  
 54 **White, Randy**, DT/LB, Maryland, 1975-88  
 42 **Whitfield, A.D.**, RB, North Texas, 1965  
 53 **Whittingham, Fred**, LB, Cal. Poly SLO, 1969  
 12/10 **Widby, Ron**, P, Tennessee, 1968-71  
 78 **Widell, Dave**, T, Boston College, 1988-89  
 65 **Wilbur, John**, T, Stanford, 1966-69  
 79 **Williams, Erik**, T, Central (OH) State, 1991-92  
 36 **Williams, Joe**, RB, Wyoming, 1971  
 38 **Williams, John**, FB, Wisconsin, 1985  
 23 **Williams, Robert**, CB, Baylor, 1987-92  
     1 **Willis, Ken**, K, Kentucky, 1990-91  
 98 **Willis, Mitch**, DT, SMU, 1990  
 81/45 **Wilson, Steve**, WR/CB, Howard, 1979-81

84 **Wisener, Gary**, WR, Baylor, 1960  
 28 **Woodson, Darren**, S, Arizona State, 1992  
 45 **Woolsey, Rolly**, DB, Boise State, 1975  
 81 **Wright, Alexander**, WR, Auburn, 1990-92  
 15 **Wright, Brad**, QB, New Mexico, 1982  
 41 **Wright, Charles**, DB, Tulsa, 1988  
 85/70 **Wright, Rayfield**, TE/T, Fort Valley State, 1967-79  
 73 **Wright, Steve**, T, Northern Iowa, 1981-82  
  
 78 **Youmans, Maury**, DE, Syracuse, 1964-65  
 30 **Young, Charles**, RB, No. Carolina State, 1974-76  
  
 6 **Zendejas, Luis**, K, Arizona State, 1987-89  
 62 **Zentic, Mike**, C, Oklahoma State, 1987  
 76 **Zimmerman, Jeff**, G, Florida, 1987-90

## COWBOYS ALL-TIME HONOR ROLL

### PRO BOWL

1960 (1) - Jim Doran, WR (1)  
 1961 (2) - Dick Bielski, TE (1)  
           # Don Perkins, RB (1)  
 1962 (5) - Don Bishop, CB (1)  
           Eddie LeBaron, QB (1)  
           Bob Lilly, DE (1)  
           Don Perkins, RB (2)  
           Jerry Tubbs, LB (1)  
 1963 (3) - Sam Baker, P (1)  
           Lee Folkins, TE (1)  
           Don Perkins, RB (3)  
 1964 (2) - Bob Lilly, DT (2)  
           # Mel Renfro, S (1)  
 1965 (6) - George Andrie, DE (1)  
           Cornell Green, CB (1)  
           # Bob Hayes, WR (1)  
           Chuck Howley, LB (1)  
           Bob Lilly, DT (3)  
           Mel Renfro, S (2)  
 1966 (9) - George Andrie, DE (2)  
           Cornell Green, CB (2)  
           Bob Hayes, WR (2)  
           Chuck Howley, LB (2)  
           Bob Lilly, DT (4)  
           Dave Manders, C (1)  
           Don Meredith, QB (1)  
           Don Perkins, RB (4)  
           Mel Renfro, S (3)  
 1967 (10) - George Andrie, DE (3)  
           Cornell Green, CB (3)  
           Bob Hayes, WR (3)  
           Chuck Howley, LB (3)  
           Lee Roy Jordan, LB (1)  
           Bob Lilly, DT (5)  
           Don Meredith, QB (2)  
           Ralph Neely, T (1)  
           Don Perkins, RB (5)  
           Mel Renfro, S (4)  
 1968 (8) - George Andrie, DE (4)  
           Chuck Howley, LB (4)  
           Lee Roy Jordan, LB (2)  
           Bob Lilly, DT (6)  
           Don Meredith, QB (3)  
           John Niland, G (1)  
           Don Perkins, RB (6)  
           Mel Renfro, CB (5)  
 1969 (8) - a George Andrie, DE (5)  
           \* # Calvin Hill, RB (1)  
           Chuck Howley, LB (5)

### Pro Bowl (cont.)

1968 (cont.) Lee Roy Jordan, LB (3)  
           Bob Lilly, DT (7)  
           Ralph Neely, T (2)  
           John Niland, G (2)  
           Mel Renfro, CB (6)  
 1970 (3) - Bob Lilly, DT (8)  
           John Niland, G (3)  
           b Mel Renfro, CB (7)  
 1971 (8) - Cornell Green, S (4)  
           Chuck Howley, LB (6)  
           Bob Lilly, DT (9)  
           John Niland, G (4)  
           Mel Renfro, S (8)  
           Roger Staubach, QB (1)  
           Ron Widby, P (1)  
           Rayfield Wright, T (1)  
           Walt Garrison, RB (1)  
 1972 (7) - Cornell Green, S (5)  
           Calvin Hill, RB (2)  
           \* Bob Lilly, DT (10)  
           John Niland, G (5)  
           \* Mel Renfro, CB (9)  
           Rayfield Wright, T (2)  
 1973 (6) - \* Calvin Hill, RB (3)  
           \* Lee Roy Jordan, LB (4)  
           \* Bob Lilly, DT (11)  
           John Niland, G (6)  
           Mel Renfro, CB (10)  
           Rayfield Wright, T (3)  
 1974 (6) - Cliff Harris, S (1)  
           Calvin Hill, RB (4)  
           Lee Roy Jordan, LB (5)  
           Blaine Nye, G (1)  
           Drew Pearson, WR (1)  
           Rayfield Wright, T (4)  
 1975 (3) - Cliff Harris, S (2)  
           \* Roger Staubach, QB (2)  
           Rayfield Wright, T (5)  
 1976 (8) - Billy Joe DuPree, TE (1)  
           Cliff Harris, S (3)  
           Harvey Martin, DE (1)  
           Blaine Nye, G (2)  
           Drew Pearson, WR (2)  
           Roger Staubach, QB (3)  
           Charlie Waters, S (1)  
           Rayfield Wright, T (6)  
 1977 (8) - Billy Joe DuPree, TE (2)  
           Cliff Harris, S (4)  
           Ehren Herrera, K (1)

## Cowboys All-Time Honors (Cont.)

## Pro Bowl (cont.)

- 1977 (cont.)  
 Harvey Martin, DE (2)  
 Drew Pearson, WR (3)  
 \* Roger Staubach, QB (4)  
 Charlie Waters, S (2)  
 Randy White, DT (1)
- 1978 (9) -  
 Tony Dorsett, RB (1)  
 Billy Joe DuPree, TE (3)  
 Cliff Harris, S (5)  
 Thomas Henderson, LB (1)  
 Tony Hill, WR (1)  
 \* Harvey Martin, DE (3)  
 Roger Staubach, QB (5)  
 Charlie Waters, S (3)  
 \* Randy White, DT (2)
- 1979 (8) -  
 Bob Bruenig, LB (1)  
 Pat Donovan, T (1)  
 Cliff Harris, S (6)  
 Tony Hill, WR (2)  
 Harvey Martin, DE (4)  
 Herb Scott, G (1)  
 Roger Staubach, QB (6)  
 Randy White, DT (3)  
 Bob Bruenig, LB (2)  
 Pat Donovan, T (2)  
 Herb Scott, G (2)  
 Randy White, DT (4)  
 Pat Donovan, T (3)  
 Tony Dorsett, RB (2)  
 Ed Jones, DE (1)  
 Herb Scott, G (3)  
 Rafael Septien, K (1)  
 # Everson Walls, CB (1)
- 1980 (4) -  
 Randy White, DT (5)  
 Bob Bruenig, LB (3)  
 Pat Donovan, T (4)  
 Tony Dorsett, RB (3)  
 Ed Jones, DE (2)  
 Everson Walls, CB (2)  
 Danny White, QB (1)  
 Randy White, DT (6)
- 1981 (7) -  
 Doug Cosbie, TE (1)  
 Tony Dorsett, RB (4)  
 Ed Jones, DE (3)  
 Everson Walls, CB (3)  
 Randy White, DT (7)  
 Bill Bates, ST (1)  
 Doug Cosbie, TE (2)  
 Randy White, DT (8)
- 1982 (7) -  
 Doug Cosbie, TE (3)  
 Tony Hill, WR (3)  
 Everson Walls, CB (4)  
 Randy White, DT (9)
- 1983 (5) -  
 Herschel Walker, RB (1)  
 Herschel Walker, RB (2)
- 1984 (3) -  
 # Emmitt Smith, RB (1)  
 Troy Aikman, QB (1)
- 1985 (4) -  
 @ Michael Irvin, WR (1)  
 Jay Novacek, TE (1)  
 Emmitt Smith, RB (2)
- 1987 (1) -  
 Herschel Walker, RB (1)
- 1988 (1) -  
 Herschel Walker, RB (2)
- 1990 (1) -  
 # Emmitt Smith, RB (1)
- 1991 (4) -  
 Troy Aikman, QB (1)  
 @ Michael Irvin, WR (1)  
 Jay Novacek, TE (1)  
 Emmitt Smith, RB (2)  
 Mark Stepnoski, C (1)
- 1992 (6) -  
 Troy Aikman, QB (2)  
 Michael Irvin, WR (2)  
 Nate Newton, G (1)  
 Jay Novacek, TE (2)  
 Emmitt Smith, RB (3)  
 Mark Stepnoski, C (1)

\* selected but did not play

BOLD starter

# rookie

@ named most valuable player

a named outstanding lineman

b named outstanding back

## ALL PRO

- 1962 (2) -  
 Don Perkins, RB (1,AP,NEA)  
 Jerry Tubbs, LB (1,TSN)
- 1963 (1) -  
 Chuck Howley, LB (1,TSN)
- 1964 (3) -  
 Frank Clarke, TE (1,AP)  
 Bob Lilly, DT (1,AP,UPI,NEA)  
 Jim Rindon, DB (1,TSN)
- 1965 (3) -  
 # Bob Hayes, WR (1,TSN)  
 Bob Lilly, DT  
 (2,AP,UPI,NEA,TSN)  
 Mel Renfro, S (1,NEA,TSN)
- 1966 (7) -  
 Cornell Green, CB  
 (1,AP,NEA,TSN)  
 Bob Hayes, WR  
 (2,AP,UPI,NEA,TSN)  
 Chuck Howley, LB  
 (2,AP,UPI,NEA)  
 Lee Roy Jordan, LB (1,TSN)  
 Bob Lilly, DT  
 (3,AP,UPI,NEA,TSN)  
 Ralph Neely, T (1,TSN)  
 Dan Reeves, RB (1,TSN)
- 1967 (7) -  
 George Andrie, DE (1,TSN)  
 Cornell Green, CB  
 (2,AP,UPI,NEA,TSN)  
 Bob Hayes, WR (3,TSN)  
 Chuck Howley, LB (3,AP,TSN)  
 Bob Lilly, DT  
 (4,AP,UPI,NEA,TSN)  
 Ralph Neely, T (2,AP,UPI,TSN)  
 Mel Renfro, S (2,TSN)
- 1968 (5) -  
 Cornell Green, CB (3,NEA)  
 Bob Hayes, WR (4,AP)  
 Chuck Howley, LB (4,AP,NEA)  
 Bob Lilly, DT (5,AP,UPI,NEA)  
 Ralph Neely, T (3,AP,UPI,NEA)
- 1969 (7) -  
 Cornell Green, CB (4,UPI)  
 # Calvin Hill, RB (1,AP,UPI)  
 Chuck Howley, LB  
 (5,AP,UPI,NEA)  
 Bob Lilly, DT (6,AP,NEA)  
 Ralph Neely, T (4,AP,UPI,NEA)  
 John Niland, G (1,AP)  
 Mel Renfro, S (3,NEA)
- 1970 (1) -  
 Chuck Howley, LB (6,AP,PFWA)
- 1971 (4) -  
 Bob Lilly, DT (7,AP,PFWA,NEA)  
 John Niland, G (2,AP,PFWA)  
 Mel Renfro, S (4,NEA)  
 Rayfield Wright, T (1,AP,PFWA)  
 John Niland, G (3,AP)  
 Blaine Nye, CB (1,NEA)  
 Rayfield Wright, T  
 (2,AP,UPI,PFWA,NEA)
- 1972 (3) -  
 Calvin Hill, RB (2,PFWA)  
 Lee Roy Jordan, LB  
 (2,NEA,PFWA)  
 Mel Renfro, CB (5,NEA,PFWA)  
 Rayfield Wright, T (3,AP,PFWA)
- 1973 (4) -  
 Drew Pearson, WR (1,AP,PFWA)  
 Cliff Harris, S (1,NEA)  
 Rayfield Wright, T (4,NEA)  
 Cliff Harris, S (3,AP,PFWA,NEA)  
 Drew Pearson, WR (2,AP,PFWA)  
 Cliff Harris, S (3,AP,PFWA,NEA)  
 Efen Herrera, K  
 (1,AP,PFWA,NEA)  
 Harvey Martin, DE  
 (1,AP,PFWA,NEA)  
 Drew Pearson, WR  
 (3,AP,PFWA,NEA)
- 1974 (1) -  
 Drew Pearson, WR (1,AP,PFWA)
- 1975 (2) -  
 Cliff Harris, S (1,NEA)  
 Rayfield Wright, T (4,NEA)
- 1976 (2) -  
 Cliff Harris, S (3,AP,PFWA,NEA)  
 Drew Pearson, WR (2,AP,PFWA)
- 1977 (5) -  
 Cliff Harris, S (3,AP,PFWA,NEA)  
 Efen Herrera, K  
 (1,AP,PFWA,NEA)  
 Harvey Martin, DE  
 (1,AP,PFWA,NEA)  
 Drew Pearson, WR  
 (3,AP,PFWA,NEA)

# rookie

*Cowboys All-Time Honors (Cont.)*

**All-Pro (Cont.)**

- 1977 (cont.)**  
 Charlie Waters, S (1, PFWA)
- 1978 (3)** - Cliff Harris, S (4, AP, PFWA)  
 Charlie Waters, S (2, PFWA, NEA)  
 Randy White, DT  
 (1, AP, PFWA, NEA)
- 1979 (1)** - Randy White, DT  
 (2, AP, PFWA, NEA)
- 1980 (2)** - Herb Scott, G (1, AP, NEA)  
 Randy White, DT (3, PFWA, NEA)
- 1981 (5)** - Tony Dorsett, RB  
 (1, AP, PFWA, NEA)  
 Ed Jones, DE (1, NEA)  
 Herb Scott, G (2, AP)  
 Rafael Septien, K (1, AP, PFWA)  
 Randy White, DT (4, AP, PFWA, NEA)
- 1982 (3)** - Ed Jones, DE (2, AP)  
 Everson Walls, CB (1, PFWA)  
 Randy White, DT  
 (5, AP, PFWA, NEA)
- 1983 (2)** - Everson Walls, CB (2, AP)  
 Randy White, DT (6, AP, PFWA)
- 1984 (2)** - Michael Downs, S (PFWA)  
 Randy White, DT  
 (7, AP, PFWA, NEA)
- 1985 (2)** - Everson Walls, CB (3, PFWA)  
 Randy White, DT (8, AP, NEA)
- 1989 (1)** - Eugene Lockhart, LB (1, TSN)
- 1991 (2)** - Michael Irvin, WR  
 (1, AP, PFWA, NEA, TSN)  
 Jay Novacek, TE (1, CPFN)
- 1992 (4)** - Kelvin Martin, PR (1, PFW, PFWA)  
 Jay Novacek, TE (2, AP, PFW,  
 PFWA, CPFN)  
 Emmitt Smith, RB (1, AP, PFW,  
 PFWA, NEA, TSN, CPFN, FD)  
 Mark Stepnoski, C (1, NEA)

**ALL-NFC**

- 1970 (3)** - Chuck Howley, LB (AP, UPI)  
 John Niland, G (UPI)  
 Mel Renfro, CB (AP)
- 1972 (3)** - Bob Lilly, DT (AP, UPI)  
 John Niland, G (AP, UPI)  
 Rayfield Wright, T (AP, UPI)
- 1973 (5)** - Calvin Hill, RB (AP, UPI)  
 Lee Roy Jordan, LB (AP, UPI)  
 John Niland, G (AP, UPI)  
 Mel Renfro, CB (AP, UPI)  
 Rayfield Wright, T (AP, UPI)
- 1974 (3)** - Cliff Harris, S (AP, UPI)  
 Drew Pearson, WR (AP, UPI)  
 Rayfield Wright, T (AP, UPI)
- 1976 (5)** - Billy Joe DuPree, TE (AP, UPI)  
 Cliff Harris, S (AP, UPI)  
 Blaine Nye, G (AP)  
 Drew Pearson, WR (AP, UPI)  
 Roger Staubach, QB (AP)
- 1977 (5)** - Cliff Harris, S (UPI)  
 Efen Herrera, K (UPI)  
 Harvey Martin, DE (UPI)  
 Drew Pearson, WR (UPI)  
 Roger Staubach, QB (UPI)
- 1978 (6)** - Tony Dorsett, RB (UPI)  
 Billy Joe DuPree, TE (UPI)  
 Cliff Harris, S (UPI)  
 Herb Scott, G (UPI)  
 Charlie Waters, S (UPI)  
 Randy White, DT (UPI)

**All-NFC (cont.)**

- 1979 (6)** - Bob Breunig, LB (PFW)  
 Pat Donovan, T (UPI, PFW, TSN)  
 Cliff Harris, S (TSN)  
 Herb Scott, G (UPI, TSN)  
 Roger Staubach, QB (UPI, PFW, TSN)  
 Randy White, DT (UPI, PFW)
- 1980 (4)** - Bob Breunig, LB (UPI)  
 Pat Donovan, T (UPI)  
 Herb Scott, G (UPI)  
 Randy White, DT (UPI, PFW, TSN)
- 1981 (5)** - Tony Dorsett, RB (UPI)  
 Herb Scott, G (UPI)  
 Ed Jones, DE (UPI)  
 Rafael Septien, K (UPI)  
 Randy White, DT (UPI)
- 1982 (5)** - Bob Breunig, LB (UPI)  
 Pat Donovan, T (UPI)  
 Tony Dorsett, RB (UPI)  
 Everson Walls, CB (UPI)  
 Randy White, DT (UPI)
- 1983 (4)** - Bob Breunig, LB (UPI)  
 Ed Jones, DE (UPI, PFW)  
 Everson Walls, CB (PFW)  
 Randy White, DT, (UPI, PFW)
- 1984 (4)** - Bill Bates, S (PFW)  
 Michael Downs, S (UPI)  
 Everson Walls, CB (UPI)  
 Randy White, DT (UPI, FN)
- 1985 (5)** - Doug Cosbie, TE (UPI)  
 Michael Downs, S (UPI)  
 Tony Hill, WR (FN)  
 Everson Walls, CB (UPI, FN)  
 Randy White, DT (UPI, FN)
- 1986 (1)** - Randy White, DT (FN)
- 1987 (1)** - Herschel Walker, RB (PFW)
- 1988 (1)** - Herschel Walker, RB (UPI)
- 1991 (3)** - Michael Irvin, WR (UPI)  
 Jay Novacek, TE (UPI)  
 Emmitt Smith, RB (UPI)
- 1992 (4)** - Nate Newton, G (UPI, FN)  
 Jay Novacek, TE (UPI, FN)  
 Emmitt Smith, RB (UPI, FN)  
 Mark Stepnoski, C (UPI, FN)

**ALL-ROOKIE**

- 1974** - Efen Herrera, K (PFWA)  
 Ed Jones, DE (PFWA)
- 1975** - Burton Lawless, G (PFWA)  
 Randy White, LB (PFWA)
- 1977** - Tony Dorsett (PFWA)
- 1979** - Aaron Mitchell, CB (UPI)
- 1981** - Everson Walls (PFWA, UPI)
- 1983** - Bill Bates, S (PFWA, UPI, PFW)
- 1984** - Eugene Lockhart, LB  
 (PFWA, UPI, PFW, FD)
- 1987** - Roger Ruzek, K (UPI, PFW)
- 1988** - Michael Irvin, WR (FD)
- 1989** - Troy Aikman, QB  
 (PFWA, UPI, PFW, CPFN)  
 James Dixon, KR (UPI, PFW)
- 1990** - Jimmie Jones, DT (PFWA, UPI, PFW)  
 Emmitt Smith, RB  
 (PFWA, UPI, FN, PFW, FD, CPFN)
- 1991** - Larry Brown, CB (PFWA, PFW, FD, FN)  
 Darrick Brownlow, LB (PFWA)  
 Russell Maryland, DT  
 (PFWA, CPFN, PFW)
- 1992** - Robert Jones, LB (PFWA, PFW,  
 CPFN, FN)  
 Darren Woodson, ST (PFW, PFWA)

# rookie



**T H E P L A Y E R S**

*Cowboys All-Time Honors (Cont.)*

**NFL COACH OF THE YEAR**

- 1966 - Tom Landry (AP)
- 1990 - Jimmy Johnson (AP)
- 1991 - Jimmy Johnson (FD)

**NFC COACH OF THE YEAR**

- 1966 - Tom Landry (UPI)
- 1975 - Tom Landry (UPI)
- 1978 - Tom Landry (FN)
- 1990 - Jimmy Johnson (UPI,CPFN)

**BERT BELL AWARD**

(presented by Maxwell Club to NFL player of the year)

- 1966 - Don Meredith, QB
- 1971 - Roger Staubach, QB

**NFC PLAYER OF THE YEAR**

- 1971 - Roger Staubach
- 1981 - Tony Dorsett (UPI)

**NFL DEFENSIVE PLAYER OF THE YEAR**

- 1977 - Harvey Martin (UPI,PFW)

**NFL DEFENSIVE BACK OF THE YEAR**

- 1982 - Everson Walls (NFL Alumni)

**NFL DEFENSIVE LINEMAN OF THE YEAR**

- 1982 - Randy White (NFL Alumni)

**NFL WIDE RECEIVER OF THE YEAR**

- 1991 - Michael Irvin (NFL Alumni)

**NFL SPECIAL TEAMS PLAYER OF THE YEAR**

- 1983 - # Bill Bates (NFL Alumni)
- 1984 - Bill Bates (NFL Alumni)

**NFC SPECIAL TEAMS PLAYER OF THE YEAR**

- 1984 - Bill Bates (USA Today, NFLPA)

**GOLDEN TOE TROPHY (PFW)**

(top placekicker)

- 1981 - Rafael Septien

**NFL ROOKIE OF THE YEAR**

- 1977 - Tony Dorsett (NEA,PFWA,TSN)

**NFC ROOKIE OF THE YEAR**

- 1977 - Tony Dorsett (UPI,TSN)
- 1992 - Robert Jones (UPI)

**NFL OFFENSIVE ROOKIE OF THE YEAR**

- 1969 - Calvin Hill, RB (AP)
- 1970 - Duane Thomas, RB (FN,PFG)
- 1977 - Tony Dorsett, RB (AP,PFW,FD)
- 1990 - Emmitt Smith, RB (AP,PFW,FN)

**NFL MAN OF THE YEAR**

- 1981 - Tom Landry (FN)

**NFC DEFENSIVE PLAYER OF THE WEEK**

- 1984 - Randy White, vs. G.B., 9/23  
Randy White, @ Phil., 12/2
- 1985 - Jim Jeffcoat, @ Wash., 11/10  
Jim Jeffcoat, vs. Gia., 12/15
- 1986 - Ed Jones, @ S.D., 11/16
- 1987 - Bill Bates, @ Gia., 9/20  
Ed Jones, vs. Gia., 11/2
- 1988 - Ed Jones, vs. Atl., 9/25
- 1990 - Issiac Holt @ T.B., 10/7  
James Washington, vs. Pho., 12/16

# rookie

**NFC OFFENSIVE PLAYER OF THE WEEK**

- 1985 - Tony Dorsett, vs. Pit., 10/13  
Danny White, vs. StL., 11/28
- 1987 - Kelvin Edwards, vs. Phil., 10/11  
Herschel Walker, vs. StL., 12/27
- 1988 - # Michael Irvin, @ Wash., 12/11
- 1991 - Emmitt Smith, @ Pho., 9/22  
Troy Aikman, vs. Gia., 9/29  
Michael Irvin, vs. Atl., 12/22
- 1992 - Emmitt Smith, vs. Wash., 9/7  
Michael Irvin, vs. Pho. 9/20  
Emmitt Smith, @ Raid., 10/25  
Erik Williams, vs. Phil., 11/1  
Emmitt Smith, vs. Chi., 12/27  
Troy Aikman, vs. Phil., 1/10  
Troy Aikman, @ S.F., 1/17

**NFC OFFENSIVE PLAYER OF THE MONTH**

- 1991 - Emmitt Smith, December
- 1992 - Emmitt Smith, November  
Emmitt Smith, December

**SUPER BOWL MOST VALUABLE PLAYER**

- SB V - Chuck Howley
- SB VI - Roger Staubach
- SB XII - Harvey Martin  
Randy White
- SB XXVII - Troy Aikman

**ED BLOCK COURAGE AWARD**

(nominee from each NFL team for courage in battling injuries)

- 1984 - James Jones, RB
- 1985 - Howard Richards, OL
- 1986 - Tony Dorsett, RB
- 1987 - Brian Baldinger, OL
- 1988 - Randy White, DT
- 1989 - Ed Jones, DE
- 1990 - Kelvin Martin, WR
- 1991 - Ken Norton, LB
- 1992 - Daryl Johnston, FB

**BOB LILLY AWARD**

(voted by Cowboys' fans for sportsmanship, dedication, leadership and achievement)

- 1985 - Randy White, DT
- 1986 - Randy White, DT
- 1987 - Danny White, QB
- 1988 - Ed Jones, DE
- 1989 - Ed Jones, DE
- 1990 - Bill Bates, S
- 1991 - Bill Bates, S
- 1992 - Troy Aikman, QB

**DASA PRO ATHLETE OF THE YEAR**

(Dallas All Sports Assoc.)

- 1991 - Michael Irvin, WR  
Emmitt Smith, RB

**DASA BIG "D" AWARD**

- 1990 - Jimmy Johnson
- 1991 - Jerry Jones
- 1992 - Emmitt Smith

**DASA FIELD SCOVELL AWARD**

- 1970 - Dallas Cowboys
- 1971 - Bob Lilly
- 1975 - Roger Staubach
- 1977 - Tom Landry
- 1980 - Randy White
- 1981 - Tony Dorsett
- 1992 - Dallas Cowboys


## COWBOYS ALL-TIME COLLEGE ROSTER

Abilene Christian 1; Air Force 1; Alabama 3; Alabama A&M 1; Alabama State 1; Albany St. 1; Alcorn State 1; Amherst 1; Appalachian State 1; Arizona 6; Arizona State 6; Arkansas 2; Arkansas Tech 1; Auburn 7; Austin College 1; Austin Peay 1; Baylor 11; Bethune-Cookman 1; Bishop 1; Boise State 1; Boston College 5; Boston University 2; Brigham Young 1; Cal Poly SLO 2; Cal. St. Long Beach 4; Cal. St. Fresno 1; Cal. State Sacramento 1; Cal. State San Jose 2; Calif.-Riverside 1; California 2; Carson-Newman 1; Catawba 1; CCLA 1; Central Arkansas 1; Central Florida 1; Central Michigan 1; Central Oklahoma 1; Central State, Ohio 2; Clemson 6; Colorado 5; Colorado State 1; Dayton 1; Duke 2; East Carolina 3; East Texas State 2; Eastern Illinois 1; Elizabeth City 1; Emporia, KS State 1; Florida 8; Florida A&M 4; Florida State 7; Fort Valley State 1;

Georgia 1; Georgia Tech 6; Grambling 2; Gustavus Adolphus 1; Hampton 1; Hawaii 5; Heidelberg 1; Henderson J.C. 1; Holy Cross 1; Houston 7; Howard 1; Humboldt State 2; Idaho State 1; Illinois 4; Indiana 3; Iowa 4; Iowa State 3; J.C. Smith 1; Jackson State 4; Jacksonville State 1; James Madison 1; Kansas 6; Kansas State 2; Kentucky 5; Kentucky State 1; Kutztown State 1; Lamar Tech 1; Langston 1; Liberty 2; Livingston State 1; Louisiana State 2; Marquette 2; Maryland 6; Massachusetts 1; Miami, Fla. 10; Michigan 7; Michigan State 9; Middle Tennessee State 1; Minnesota 1; Mississippi 4; Mississippi State 3; Mississippi Valley 1; Missouri 3; Montana 1; Montana State 2; Morgan State 2; Navy 1; Nebraska 5; Nevada-Las Vegas 2; Nevada-Reno 1; New Hampshire 1; New Mexico 4; New Mexico State 2; North Carolina 1; North Carolina A&T 2; North Carolina State 3; North Texas 2;

Northern Alabama 1; Northern Colorado 3; Northern Iowa 1; Northwest Louisiana 1; Northwestern 4; Notre Dame 4; Ohio State 4; Oklahoma 9; Oklahoma State 2; Oregon 7; Oregon State 2; Ouachita 1; Pacific 5; Pacific Lutheran 1; Pacific, Ore. 1; Penn State 2; Pennsylvania 1; Pittsburgh 7; Portland State 1; Prairie View 1; Presbyterian 1; Purdue 1; Redlands 1; Rhode Island 1; Rice 8; Rutgers 2; Salem 1; San Diego State 2; Santa Clara 2; Savannah State 1; Seattle 1; South Carolina 2; South Carolina State 2; Southern 3; Southern California 9; Southern Illinois 2; Southern Methodist 12;

Southern Mississippi 3; Southwest Louisiana 2; Stanford 8; Stephen F. Austin 1; Syracuse 4; Taylor 1; Temple 2; Tennessee 13; Tennessee-Chattanooga 2; Tennessee State 3; Texas 6; Texas A&M 7; Texas Christian 5; Texas Tech 3; Texas Wesleyan 1; Texas-El Paso 1; Trinity, Tex. 1; Tulsa 9; UCLA 12; Utah 6; Utah State 3; Vanderbilt 3; Vienna, Austria 1; Villanova 1; Virginia 5; Virginia Tech 1; Virginia Union 1; Wake Forest 3; Washington 9; Washington State 1; Weber State 2; West Texas State 1; West Virginia 2; Western Illinois 1; Winston-Salem 1; Wisconsin 2; Wyoming 4; Yale 2; Youngstown State 1.



## Cowboys All-Time Draft

## 1961

## (Drafted 2nd)

1. **(A) NO CHOICE**  
Choice traded along with sixth choice to Washington for ED-DIE LeBARON.
1. **(B) BOB LILLY**  
DT, TCU, 6-5, 242 - Choice from Cleveland for first round pick in 1962.
2. **E.J. HOLUB**  
LB, Texas Tech, 6-4, 218 (went to AFL).
3. **STEW BARBER**  
G, Penn State, 6-3, 230 (went to AFL).
4. **SONNY DAVIS**  
WR, Baylor, 6-2, 210.
5. **NO CHOICE**  
Choice traded to San Francisco for GENE BABB.
6. **NO CHOICE**  
Choice traded, along with first choice, to Washington for LeBARON.
7. **ART GILMORE**  
HB, Oregon State, 6-0, 200.
8. **DON TALBERT\***  
T, Texas, 6-5, 220.
9. **GLYNN GREGORY**  
HB, SMU, 6-2, 195.
10. **NO CHOICE**  
Choice traded to Green Bay for FRED CONE.
11. **NORRIS STEVENSON**  
HB, Missouri, 6-1, 205.
12. **LOWNDES SHINGLER**  
QB, Clemson, 6-1, 205.
13. **DON GOODMAN**  
HB, Florida, 6-0, 200.
14. **BILL SHAW**  
G, Georgia Tech, 6-3, 222 (went to AFL).
15. **JULIUS VARNADO**  
T, San Francisco State, 6-4, 220, (went to AFL).
16. **JERRY STEFFEN**  
HB, Colorado, 6-0, 190.
17. **EVERETT CLOUD**  
HB, Maryland, 6-0, 190.
18. **RANDY WILLIAMS**  
HB, Indiana, 6-3, 208.
19. **LYNN HOYEM\***  
C, Long Beach State, 6-4, 225.
20. **JERRY MORGAN**  
QB, Iowa State, 6-3, 195.

## 1962

## (Drafted 4th)

1. **NO CHOICE**  
Choice traded to Cleveland for first round pick in 1961 when Cowboys picked BOB LILLY.
2. **SONNY GIBBS\***  
QB, TCU, 6-7, 225.
3. **(A) NO CHOICE**  
Choice to Chicago for DON MEREDITH.
3. **(B) BOBBY PLUMMER**  
G, TCU, 6-2, 235 - Choice from Cleveland for DUANE PUTNAM.
4. **NO CHOICE**  
Choice to San Francisco for BILL HERCHMAN.
5. **NO CHOICE**  
Choice to Los Angeles for JIMMY HARRIS.
6. **(A) DONNIE DAVIS**  
TE, Southern University, 6-2, 235.
6. **(B) GEORGE ANDRIE**  
DE, Marquette, 6-7, 247 - Choice and ALLEN GREEN from New York for FRED DUGAN.
7. **NO CHOICE**  
Choice to Los Angeles for JOHN HOUSER.
8. **KEN TUREAUD**  
RB, Michigan, 6-1, 198.
9. **NO CHOICE**  
Choice to Baltimore for DON PERKINS.
10. **JOHN M. LONGMEYER**  
G, Southern Illinois, 6-3, 230.
11. **LARRY HUDAS**  
WR, Michigan St., 6-4, 208.
12. **NO CHOICE**  
Choice to Green Bay for STEVE MEILINGER.
13. **ROBERT MOSES**  
TE, Texas, 6-3, 211.
14. **HAROLD HAYS\***  
G, Southern Mississippi, 6-3, 218.
15. **GUY REESE**  
T, SMU, 6-5, 238.
16. **ROBERT JOHNSTON**  
T, Rice, 6-4, 215.
17. **RAY JACOBS**  
DT, Howard Payne, 6-3, 265 (went to AFL).
18. **DAVE CLOUTIER\***  
RB, Maine, 6-0, 195 (went to AFL).

19. **PAUL HOLMES**  
T, Georgia, 6-5, 220.
20. **AMOS BULLOCKS**  
RB, Southern Illinois, 6-1, 197.

## 1963

## (Drafted 6th)

1. **LEE ROY JORDAN**  
LB, Alabama, 6-2, 210.
2. **NO CHOICE**  
Choice traded, along with ninth choice, to Chicago for CHUCK HOWLEY.
3. **JIM PRICE**  
LB, Auburn, 6-3, 225.
4. **WHALEY HALL\***  
G, Mississippi, 6-3, 230.
5. **NO CHOICE**  
Choice traded to New York for DICK NOLAN.
6. **NO CHOICE**  
Choice traded to Green Bay for JOHN SUTRO.
7. **MARV CLOTHIER**  
G, Kansas, 6-4, 220.
8. **NO CHOICE**  
Choice traded to Green Bay for LEE FOLKINS.
9. **NO CHOICE**  
Choice traded to Chicago.
10. **ROD SCHEYER**  
T, Washington, 6-2, 220.
11. **RAY SCHOENKE**  
C, SMU, 6-3, 225.
12. **BILL PERKINS**  
FB, Iowa, 6-2, 218.
13. **PAUL WICKER\***  
T, Fresno State, 6-5, 248.
14. **LOU CIOCI**  
LB, Boston College, 6-2, 225.
15. **JERRY OVERTON**  
WR, Utah, 6-2, 192.
16. **DENNIS GOLDEN**  
T, Holy Cross, 6-4, 235.
17. **ERNEST PARKS\***  
G, McMurry, 6-4, 230 (went to AFL).
18. **BILL FRANK**  
T, Colorado, 6-4, 250.
19. **JIM STIGER**  
RB, Washington, 5-11, 195.
20. **TOMMY LUCAS**  
TE, Texas, 6-3, 218.

## 1964

## (Drafted 4th)

1. **SCOTT APPLETON**  
DT, Texas, 6-3, 240.

2. **MEL RENFRO**  
DB, Oregon, 6-0, 195.
3. **NO CHOICE**  
Choice traded to Los Angeles for BOB LONG and JOHN MEYERS.
4. **PERRY LEE DUNN**  
DB, Mississippi, 6-2, 205.
5. **NO CHOICE**  
Choice traded to Green Bay for GARY BARNES.
6. **(A) BILLY LOTHRIDGE**  
K-QB, Georgia Tech, 6-1, 188.
6. **(B) JIM CURRY**  
WR, Cincinnati, 6-4, 215 - Choice from Cleveland for ANDY CVERCKO.
6. **(C) JIMMY EVANS**  
WR, Texas Western, 6-1, 194 - Choice from Green Bay for JERRY NORTON.
7. **BOB HAYES\***  
WR, Florida A&M, 5-11, 189.
8. **AL GEVERINK**  
RB, UCLA, 6-2, 190.
9. **JAKE KUPP**  
G, Washington, 6-3, 215.
10. **ROGER STAUBACH\***  
QB, Navy, 6-2, 190.
11. **BOBBY CRENSHAW**  
G, Baylor, 6-3, 230 (went to AFL).
12. **JOHNNY NORMAN**  
WR, Northwestern Louisiana, 6-1, 185.
13. **JERRY RHOME\***  
QB, Tulsa, 6-0, 185.
14. **JIM WORDEN**  
LB, Wittenberg, 6-1, 230.
15. **BILL VAN BURKLEO**  
WR, Tulsa, 5-11, 185.
16. **PAUL CERCEL**  
C, Pittsburgh, 6-2, 222.
17. **HARRY ABELL\***  
LB, Missouri, 6-3, 212 (went to AFL).
18. **NO SELECTION**  
Player chosen not eligible.
19. **H.D. MURPHY**  
DB, Oregon, 6-0, 190.
20. **JOHN HUGHES**  
LB, SMU, 6-2, 220.

**1965**

**(Drafted 6th)**

1. **CRAIG MORTON**  
QB, California, 6-4, 215.
2. **MALCOLM WALKER**  
LB, Rice, 6-4, 245.
3. **NO CHOICE**  
Choice traded to Green Bay (who traded it to New York) for JOHN ROACH.

4. **(A) JIM SIDLE**  
FB, Auburn, 6-2, 215.
4. **(B) BOB SVIHUS**  
T, USC, 6-4, 240 (went to AFL) - Choice from Detroit for SONNY GIBBS.
5. **ROGER PETTEE**  
LB, Florida, 6-4, 230.
6. **SONNY UTZ**  
RB, VPI, 5-11, 215.
7. **BRIG OWENS**  
DB, Cincinnati, 5-11, 183.
8. **RUSSELL WAYT**  
LB, Rice, 6-4, 235.
9. **JIM ZANIOS**  
FB, Texas Tech, 6-0, 215.
10. **GAYLON MCCOLLOUGH**  
C, Alabama, 6-3, 215.
11. **JETHRO PUGH**  
DT, Elizabeth City State, 6-6, 255.
12. **ERNE KELLERMAN**  
QB, Miami, OH, 6-0, 175.
13. **JACK SCHRAUB**  
TE, California, 6-6, 210.
14. **GARRY PORTERFIELD**  
DE, Tulsa, 6-3, 235.
15. **GENE FOSTER**  
RB, Arizona State, 6-0, 195 (went to AFL).
16. **DOUG McDOUGAL**  
E, Oregon State, 6-4, 228.
17. **MITCH JOHNSON**  
T, UCLA, 6-4, 245.
18. **MARTIN AMSLER**  
DT, Evansville, 6-5, 250.
19. **MERV RETTENMUND**  
HB, Ball State, 5-10, 195.
20. **RON BARLOW\***  
T, Kansas State, 6-2, 230.

**1966**

**(Drafted 5th)**

1. **JOHN NILAND**  
G, Iowa, 6-3, 245.
2. **WILLIE TOWNES\***  
DE, Tulsa, 6-5, 265.
3. **NO CHOICE**  
Choice to San Francisco for LEON DONOHUE.
4. **NO CHOICE**  
Choice to Baltimore for RALPH NEELY.
5. **(A) NO CHOICE**  
Choice to San Francisco for J.D. SMITH.
5. **(B) WALT GARRISON**  
RB, Oklahoma State, 6-0, 209 - Choice from Baltimore thru Detroit for AMOS MARSH.
6. **BOB DUNLEVY**  
WR, West Virginia, 6-4, 195.

7. **ART ROBINSON**  
TE, Florida A&M, 6-0, 208.
8. **DON KUNIT**  
RB, Penn State, 6-2, 200.
9. **DARRELL ELAM**  
FL, West Virginia Tech, 6-2, 189.
10. **MASON MITCHELL**  
RB, Washington, 6-1, 170.
11. **AUSTIN DENNEY\***  
TE, Tennessee, 6-2, 225.
12. **(A) LES SHY**  
RB, Long Beach State, 6-1, 200. - Choice from Pittsburgh for LEE FOLKINS.
12. **(B) CRAIG BAYNHAM\***  
RB, Georgia Tech, 6-1, 200.
13. **RONNIE LAMB**  
RB, South Carolina, 6-2, 216.
14. **LEWIS TURNER**  
RB, Norfolk State, 6-2, 183.
15. **MARK GARTUNG\***  
DT, Oregon State, 6-4, 255.
16. **TOM PIGGEE**  
RB, San Francisco State, 5-11, 200.
17. **GEORGE ALLEN**  
T, West Texas State, 6-7, 245 (went to AFL).
18. **STEVE ORR**  
DT, Washington, 6-4, 230.
19. **BYRON JOHNSON**  
T, Central Washington State, 6-5, 255.
20. **LOU HUDSON**  
FL, Minnesota, 6-5, 220.

**1967**

**(Drafted 23rd)**

1. **NO CHOICE**  
Choice given along with second and two fifths, to Houston for RALPH NEELY.
2. **NO CHOICE**  
NEELY trade.
3. **PHIL CLARK**  
DB, Northwestern, 6-2, 207.
4. **CURTIS MARKER**  
G, Northern Michigan, 6-2, 253.
5. **(A) NO CHOICE**  
Choice and JIM STEFFEN from Washington for BRIG OWENS, MITCH JOHNSON & JAKE KUPP; NEELY trade.
5. **(B) NO CHOICE**  
Choice from Cleveland for JOE BOB ISBELL; NEELY trade.
5. **(C) NO CHOICE**  
Choice to Green Bay for HENRY GREMMINGER.

6. **SIMS STOKES**  
DB, Northern Arizona, 6-1, 198.
7. **RAYFIELD WRIGHT**  
DE, Ft. Valley State, 6-7, 235.
8. **STEVE LAUB**  
QB, Illinois Wesleyan, 6-1, 190.
9. **BYRON MORGAN**  
DB, Findlay (Ohio), 6-3, 212.
10. **EUGENE BOWEN**  
RB, Tennessee A&I, 5-8, 210.
11. **PAT RILEY**  
WR, Kentucky, 6-2, 205.
12. **HAROLD DETERS**  
K, North Carolina State, 6-0, 200.
13. **AL KERKIAN**  
DE, Akron, 6-6, 235.
14. **TOM BOYD**  
G, Tarleton State, 6-3, 250.
15. **LEAVIE DAVIS**  
DB, Edward Waters College, FL, 6-4, 210.
16. **PAUL BROTHERS**  
HB, Oregon State, 6-1, 195.
17. **GEORGE ADAMS**  
LB, Morehead State, KY, 6-2, 218.

**1968**

(Drafted Alternately  
20th, 19th, 21st)

1. **DENNIS HOMAN**  
FL, Alabama, 6-1, 181.
2. **DAVID McDANIELS**  
WR, Mississippi Valley, 6-4, 200.
3. (A) **NO CHOICE**  
Choice to Minnesota for LANCE RENTZEL.
3. (B) **ED HARMON**  
LB, Louisville, 6-4, 246 -  
Choice from Chicago for AUSTIN DENNEY and MAC PERCIVAL.
4. (A) **NO CHOICE**  
Choice to New Orleans for LARRY STEPHENS.
4. (B) **JOHN DOUGLAS**  
LB, Missouri, 6-2, 215 -  
Choice from New York for JIM COLVIN.
5. **BLAINE NYE**  
G, Stanford, 6-4, 255.
6. **D.D. LEWIS**  
LB, Mississippi State, 6-1, 210.
7. **BOB TAUCHER**  
T, Nebraska, 6-4, 251.
8. **FRANK BROWN**  
DE, Albany State, GA, 6-3, 249.

9. **KEN KMCIE**  
DB, Illinois, 6-2, 187.
10. **BEN OLISON**  
FL, Kansas, 6-1, 170.
11. **RON SHOTTS**  
RB, Oklahoma, 6-0, 206.
12. **WILSON WHITTY**  
LB, Boston University, 6-3, 224.
13. **CARTER LORD**  
TE, Harvard, 6-2, 214.
14. **RON WILLIAMS**  
DB, West Virginia, 6-2, 190.
15. **TOMMY LUNCEFORD**  
P, Auburn, 6-2, 202.
16. **LARRY COLE**  
DE, Hawaii, 6-5, 250.
17. **GEORGE NORDGREN**  
RB, Houston, 6-0, 200.

**1969**

(Drafted Alternately  
24th, 23rd, 22nd)

1. **CALVIN HILL**  
RB, Yale, 6-3, 230.
2. **RICHMOND FLOWERS**  
WR, Tennessee, 6-0, 183.
3. (A) **TOM STINCIC**  
LB, Michigan, 6-2, 226.
3. (B) **HALVOR HAGEN**  
DE, Weber State, 6-5, 250 -  
Choice from San Francisco for HAROLD HAYES
4. **NO CHOICE**  
Choice to New Orleans for DAVE SIMMONS.
5. (A) **NO CHOICE**  
Choice to Baltimore for ANDY STYNCHULA.
5. (B) **CHUCK KYLE**  
LB, Purdue, 6-1, 220 -  
Choice from Los Angeles for COY BACON.
6. **RICH SHAW**  
FL, Arizona St., 6-4, 205.
7. **LARRY BALES**  
WR, Emory & Henry, 5-11, 185.
8. **ELMER BENHARDT**  
LB, Missouri, 6-2, 200.
9. **CLAXTON WELCH**  
RB, Oregon, 5-11, 200.
10. **STUART GOTTLIEB**  
G, Weber State, 6-5, 250.
11. **CLARENCE WILLIAMS**  
DT, Prairie View A&M, 6-5, 250.
12. **BOB BELDEN**  
QB, Notre Dame, 6-2, 210.
13. **RENE MATISON**  
WR, New Mexico, 6-0, 185.

14. **GERALD LUTRI**  
T, Northern Michigan, 6-4, 256.
15. **BILL JUSTUS**  
DB, Tennessee, 6-1, 180.
16. **FLOYD KERR**  
DB, Colorado State, 6-3, 195.
17. **BILL BAILEY**  
DT, Lewis & Clark, 6-4, 260.

**1970**

(Drafted 23rd)

1. **DUANE THOMAS**  
RB, West Texas, 6-1, 220.
2. (A) **BOB ASHER**  
T, Vanderbilt, 6-5, 250 -  
Choice from Chicago for CRAIG BAYNHAM and PHIL CLARK.
2. (B) **MARGENE ADKINS**  
WR, Herderson J.C., 5-10, 183.
3. (A) **CHARLIE WATERS**  
CB, Clemson, 6-1, 193 -  
Choice from Houston through Cleveland for JERRY RHOME.
3. (B) **STEVE KINER**  
LB, Tennessee, 6-1, 220 -  
Choice from Cleveland for JERRY RHOME.
3. (C) **DENTON FOX**  
S, Texas Tech, 6-2, 205.
4. **JOHN FITZGERALD**  
T, Boston College, 6-4, 265.
5. **NO CHOICE**  
Choice to St. Louis for BOBBY JOE CONRAD.
6. **PAT TOOMAY**  
DE, Vanderbilt, 6-5, 230.
7. **DON ABBEY**  
LB, Penn State, 6-2, 252.
8. **JERRY DOSSEY**  
G, Arkansas, 6-4, 244.
9. **ZENON ANDRUSYSHYN**  
K, UCLA, 6-2, 212.
10. **PETE ATHAS**  
S, Dade J.C., 6-0, 186.
11. **IVAN SOUTHERLAND**  
DT, Clemson, 6-4, 246.
12. **JOE WILLIAMS**  
RB, Wyoming, 6-1, 193.
13. **MARK WASHINGTON**  
CB, Morgan State, 5-11, 183.
14. **JULIAN MARTIN**  
WR, North Carolina Central, 6-3, 190.
15. **KEN DeLONG**  
TE, Tennessee, 6-2, 223.
16. **SEABERN HILL**  
CB, Arizona St., 6-2, 195.
17. **GLENN PATTERSON**  
C, Nebraska, 6-3, 220.

**1971****(Drafted 25th)**

1. **TODY SMITH**  
DE, Southern California, 6-5, 250.
2. **ISAAC THOMAS**  
CB, Bishop, 6-2, 190.
3. (A) **SAM SCARBER**  
RB, New Mexico, 6-2, 235 -  
Choice from St. Louis for  
JOHN WILBUR.
3. (B) **BILL GREGORY**  
DE, Wisconsin, 6-5, 240.
4. (A) **JOE CARTER**  
TE, Grambling, 6-3, 219 -  
Choice from New Orleans for  
WILLIE TOWNES.
4. (B) **BUDDY MITCHELL**  
T, Mississippi, 6-5, 232.
5. **RON KADZIEL**  
LB, Stanford, 6-3, 215.
6. **STEVE MAIER**  
WR, Northern Arizona, 6-3,  
192.
7. **BILL GRIFFIN**  
T-G, Catawba, 6-5, 250.
8. **RON JESSIE**  
WR, Kansas, 6-0, 183.
9. **HONOR JACKSON**  
WR, Pacific, 6-2, 190.
10. **RODNEY WALLACE**  
DT, New Mexico, 6-5, 260.
11. **ERNEST BONWELL**  
LB, Lane College, 6-4, 225.
12. **STEVE GOEPEL**  
QB, Colgate, 6-2, 200.
13. **JAMES FORD**  
RB, Texas Southern, 6-0,  
200.
14. **TYRONE COUHEY**  
DB, Utah State, 6-2, 194.
15. **BOB YOUNG**  
TE, Delaware, 6-5, 250.
16. **JOHN BRENNAN**  
T, Boston College, 6-3, 260.
17. **JOHN BOMER**  
C, Memphis State, 6-3, 230.

**1972****(Drafted 26th)**

1. **BILL THOMAS**  
RB, Boston College, 6-2, 225.
2. (A) **ROBERT NEWHOUSE**  
RB, Houston, 5-10, 202 -  
Choice from New England for  
HALVOR HAGEN and HONOR  
JACKSON.
2. (B) **JOHN BABINECZ**  
LB, Villanova, 6-1, 222 -  
Choice from New Orleans for  
MARGENE ADKINS.
2. (C) **CHARLES McKEE**  
WR, Arizona, 6-2, 199.

3. (A) **MIKE KELLER**  
LB, Michigan, 6-4, 221 -  
Choice from New England for  
HALVOR HAGEN and HONOR  
JACKSON.
3. (B) **MARV BATEMAN**  
P-K, Utah, 6-4, 213.
4. (A) **TIM KEARNEY**  
LB, Northern Michigan, 6-2,  
225 - Choice from New Or-  
leans for JOE WILLIAMS.
4. (B) **ROBERT WEST**  
WR, San Diego St., 6-4, 218  
- Choice from New England  
for STEVE KINER.
4. (C) **CHARLES ZAPIEC**  
LB, Penn State, 6-2, 222 -  
Choice from Detroit for RON  
JESSIE.
4. (D) **NO CHOICE**  
Choice to New Orleans for  
DON TALBERT.
5. **NO CHOICE**  
Choice to San Diego for  
TONY LISICIO.
6. **CHARLES BOLDEN**  
DB, Iowa, 6-3, 195.
7. **NO CHOICE**  
Choice to Chicago for LEE  
ROY CAFFEY.
8. **RALPH COLEMAN**  
LB, North Carolina A&T, 6-4,  
216.
9. **ROY BELL**  
RB, Oklahoma, 5-10, 208.
10. **RICHARD AMMAN**  
DE, Florida State, 6-5, 234.
11. **LONNIE LEONARD**  
T-G, North Carolina A&T, 6-4,  
244.
12. **JIMMY HARRIS**  
WR, Ohio State, 5-10, 180.
13. **JEAN FUGETT**  
TE, Amherst, 6-3, 219.
14. **ALAN THOMPSON**  
RB, Wisconsin, 6-0, 225.
15. **CARLOS ALVAREZ**  
WR, Florida, 5-10, 198.
16. **GORDON LONGMIRE**  
QB, Utah, 6-1, 205.
17. **ALFONSO CAIN**  
DT, Bethune-Cookman, 6-3,  
271.

**1973****(Drafted Alternately  
20th, 22nd and 21st)**

1. **BILLY JOE DuPREE**  
TE, Michigan State, 6-4, 225.
2. (A) **GOLDEN RICHARDS**  
WR, Hawaii, 6-0, 172 - Cho-  
ice from Green Bay for RON  
WIDBY and IKE THOMAS.

2. (B) **NO CHOICE**  
Choice to Chicago as com-  
pensation for signing JACK  
CONCANNON.
3. (A) **HARVEY MARTIN**  
DT, East Texas State, 6-5,  
262 - Choice from Houston  
through New Orleans for TOM  
STINCIC.
3. (B) **NO CHOICE**  
Choice to New England for  
RON SELLERS.
4. **DRANE SCRIVENER**  
DB, Tulsa, 6-0, 176.
5. **BRUCE WALTON**  
T, UCLA, 6-6, 251.
6. **BOB LEYEN**  
G, Yale, 6-4, 256.
7. **RODRIGO BARNES**  
LB, Rice, 6-1, 215.
8. **DAN WERNER**  
QB, Michigan State, 6-4, 195.
9. **MIKE WHITE**  
CB, Minnesota, 6-0, 196.
10. **CARL JOHNSON**  
LB, Tennessee, 6-1, 225.
11. **GERALD CASWELL**  
G, Colorado State, 6-4, 250.
12. **JIM ARNESON**  
G, Arizona, 6-3, 236.
13. **JOHN SMITH**  
WR, UCLA, 6-1, 187.
14. **BOB THORNTON**  
G-C, North Carolina, 6-3, 234.
15. **WALT BAISY**  
LB, Grambling, 6-2, 222.
16. **JOHN CONLEY**  
TE, Hawaii, 6-2, 228.
17. **LES STRAYHORN**  
RB, East Carolina, 5-10, 205.

**1974****(Drafted Alternately  
22nd, 21st, 20th  
and 23rd)**

1. (A) **ED JONES**  
DE, Tennessee State, 6-8,  
260 - Choice from Houston  
for TODY SMITH and BILLY  
PARKS.
1. (B) **CHARLES YOUNG**  
RB, North Carolina State, 6-1,  
215.
2. **NO CHOICE**  
Choice and RON SELLERS to  
Miami for OTTO STOWE.
3. (A) **DANNY WHITE**  
QB, Arizona State, 6-2, 180 -  
Choice from Houston for  
TODY SMITH and BILLY  
PARKS.
3. (B) **CALVIN PETERSON**  
LB, UCLA, 6-3, 218.

4. (A) **KEN HUTCHERSON**  
LB, Livingston State, 6-1, 214  
- Choice from Oakland for  
GLOSTER RICHARDSON.
4. (B) **ANDY ANDRADE**  
RB-DB, Northern Michigan,  
5-11, 193.
5. **JOHN KELSEY**  
T, Missouri, 6-6, 226.
6. **JIM BRIGHT**  
DB, UCLA, 6-1, 210.
7. **RAYMOND NESTER**  
LB, Michigan State, 6-2, 224.
8. **MIKE HOLT**  
DB, Michigan State, 5-11,  
176.
9. **BILL DULIN**  
T, Johnson C. Smith, 6-6,  
244.
10. **DENNIS MORGAN**  
DB, Western Illinois, 5-11,  
203.
11. **HARVEY MCGEE**  
WR, Southern Mississippi,  
6-2, 209.
12. **KEITH BOBO**  
QB, Southern Methodist, 6-3,  
196.
13. **FRED LIMA**  
K, Colorado, 5-9, 202.
14. **DOUG RICHARDS**  
DB, Brigham Young, 6-4,  
185.
15. **BRUCE CRAFT**  
DT, Geneva, Pa., 6-4, 232.
16. **GENE KILLIAN**  
T, Tennessee, 6-4, 225.
17. **LAWRIE SKOLROOD**  
T, North Dakota, 6-5, 230.

## 1975

(Drafted 18th)

1. (A) **RANDY WHITE**  
DE, Maryland, 6-4, 250 -  
Choice from N.Y. Giants for  
CRAIG MORTON.
1. (B) **THOMAS HENDERSON**  
LB, Langston, 6-2, 214.
2. **BURTON LAWLESS**  
G, Florida, 6-4, 253.
3. **BOB BREUNIG**  
LB, Arizona State, 6-2, 236.
4. (A) **PAT DONOVAN**  
DE, Stanford, 6-5, 240 -  
Choice from Houston for  
MIKE MONTGOMERY.
4. (B) **RANDY HUGHES**  
DB, Oklahoma, 6-4, 209.
5. (A) **KYLE DAVIS**  
C, Oklahoma, 6-3, 240 -  
Choice from Green Bay for  
JACK CONCANNON.

5. (B) **NO CHOICE**  
Choice to Cincinnati for CLINT  
LONGLEY.
6. **ROLLY WOOLSEY**  
DB, Boise State, 6-1, 175.
7. **MICHAEL HEGMAN**  
LB, Tennessee State, 6-4,  
220.
8. **MITCH HOOPES**  
P, Arizona, 6-0, 210.
9. **ED JONES**  
DB, Rutgers, 6-0, 193.
10. **DENNIS BOOKER**  
RB, Millersville State, 6-1,  
235.
11. **GREG KRPALEK**  
C, Oregon State, 6-5, 242.
12. **CHUCK BLAND**  
DB, Cincinnati, 5-11, 188.
13. **HERB SCOTT**  
G, Virginia Union, 6-2, 248.
14. **SCOTT LAIDLAW**  
RB, Stanford, 6-0, 206.
15. **WILLIE HAMILTON**  
RB, Arizona, 5-11, 182.
16. **PETE CLARK**  
TE, Colorado State, 6-4, 234.
17. **JIM TESTERMAN**  
TE, Dayton, 6-5, 225.

## 1976

(Drafted 27th)

1. **AARON KYLE**  
DB, Wyoming, 5-11, 183.
2. (A) **JIM JENSEN**  
RB, Iowa, 6-4, 226 - Choice  
from N.Y. Giants for CRAIG  
MORTON.
2. (B) **JIM EIDSON**  
G, Mississippi St., 6-4, 253.
3. (A) **DUKE FERGERSON**  
WR, San Diego St., 6-1, 186  
- Choice from San Francisco  
for BOB HAYES.
3. (B) **JOHN SMITH**  
RB, Boise State, 6-0, 191 -  
Choice from Denver for OTTO  
STOWE.
3. (C) **BUTCH JOHNSON**  
WR, UC-Riverside, 6-1, 175.
4. **TOM RAFFERTY**  
G, Penn State, 6-3, 248.
5. **WALLY PESUIT**  
T, Kentucky, 6-4, 260.
6. **GREG MCGUIRE**  
T, Indiana, 6-3, 265.
7. (A) **GREG SCHAUM**  
DT, Michigan State, 6-4, 246  
- Choice from San Diego for  
KEN HUTCHERSON.
7. (B) **DAVID WILLIAMS**  
RB, Colorado, 6-2, 210.
8. **HENRY LAWS**  
DB, South Carolina, 5-10,  
171.
9. **BEASLEY REECE**  
DB, North Texas, 6-1, 193.
10. **LEROY COOK**  
DE, Alabama, 6-4, 212.
11. **CORNELIUS GREEN**  
QB, Ohio, 5-11, 170.
12. **CHARLES MCSHANE**  
LB, Cal Lutheran, 6-2, 211.
13. **MARK DRISCOLL**  
QB, Colorado St., 6-1, 184.
14. **LARRY MUSHINSKIE**  
TE, Nebraska, 6-3, 217.
15. **DALE CURRY**  
LB, UCLA, 6-2, 222.
16. **RICH COSTANZO**  
T, Nebraska, 6-4, 260.
17. **STAN WOODFILL**  
K, Oregon, 6-0, 190.

## 1977

(Drafted alternately  
24th, 25th, 26th)

1. **TONY DORSETT**  
RB, Pittsburgh, 5-11, 192 -  
Choice from Seattle for Cow-  
boys' first-round choice and  
three second-round choices.
2. **GLENN CARANO**  
QB, Nevada-Las Vegas, 6-3,  
195 - Choice from Seattle for  
DUKE FERGERSON.
3. (A) **TONY HILL**  
WR, Stanford, 6-2, 196 -  
Choice from Philadelphia for  
JOHN NILAND.
3. (B) **VAL BELCHER**  
G, Houston, 6-3, 250.
4. **GUY BROWN**  
LB, Houston, 6-4, 215.
5. **ANDY FREDERICK**  
OL, New Mexico, 6-6, 241.
6. **JIM COOPER**  
T, Temple, 6-5, 252.
7. **DAVID STALLS**  
DT, Northern Colorado, 6-4,  
236.
8. (A) **AL CLEVELAND**  
DL, Pacific, 6-4, 246 - Choice  
from San Diego for MITCH  
HOOPES.
8. (B) **FRED WILLIAMS**  
RB, Arizona State, 5-10, 189.
9. **MARK CANTRELL**  
C, North Carolina, 6-3, 252.
10. **STEVE DeBERG**  
QB, San Jose State, 6-2,  
205.
11. **DON WARDLOW**  
TE, Washington, 6-6, 230.
12. **GREG PETERS**  
OL, California, 6-5, 257.

## 1978

## (Drafted 28th)

- LARRY BETHEA**  
DL, Michigan State, 6-5, 258.
- TODD CHRISTENSEN**  
RB-TE, Brigham Young, 6-3, 224.
- DAVID HUDGENS**  
OL, Oklahoma, 6-5, 245.
- ALOIS BLACKWELL**  
RB, Houston, 5-11, 194.
- RICH ROSEN**  
G, Syracuse, 6-3, 242.
- HAROLD RANDOLPH**  
LB, East Carolina, 6-1, 191.
- TOM RANDALL**  
DT, Iowa State, 6-5, 248.
- HOMER BUTLER**  
WR, UCLA, 6-1, 184.
- RUSS WILLIAMS**  
DB, Tennessee, 6-1, 197.
- BARRY TOMASETTI**  
OL, Iowa, 6-3, 249.
- DENNIS THURMAN**  
S, Southern Cal., 5-11, 172.
- LEE WASHBURN**  
OL, Montana State, 6-6, 253.

## 1979

## (Drafted 27th)

- ROBERT SHAW**  
C, Tennessee, 6-4, 252.
- AARON MITCHELL**  
CB, Nevada-Las Vegas, 6-1, 196.
- DOUG COSBIE**  
TE, Santa Clara, 6-6, 230.  
Swapped choices with Seattle in BILL GREGORY trade.
- RALPH DeLOACH**  
DE, California, 6-5, 254.
- (A) BOB HUKILL**  
OL, North Carolina, 6-5, 250 -  
Choice from Chicago for  
GOLDEN RICHARDS.
- (B) CURTIS ANDERSON**  
DE, Central State, OH, 6-6,  
240 - Choice from SEATTLE  
for EFREN HERRERA.
- (C) RON SPRINGS**  
RB, Ohio State, 6-0, 197.
- (A) TIM LAVENDER**  
CB, Southern Cal., 6-3, 187 -  
Choice from Seattle for BILL  
GREGORY.
- (B) MIKE SALZANO**  
OL, North Carolina, 6-3, 242 -  
Choice from Denver for JIM  
JENSEN.
- (C) CHRIS De FRANCE**  
WR, Arizona State, 6-1, 205.

- GREG FITZPATRICK**  
LB, Youngstown, 6-2, 227.
- BRUCE THORNTON**  
DT, Illinois, 6-5, 266.
- GARRY COBB**  
LB, Southern Cal., 6-2, 209.
- MIKE CALHOUN**  
DT, Notre Dame, 6-4, 228.
- NO CHOICE**  
Choice to Detroit for SKIP  
BUTLER.
- QUENTIN LOWRY**  
LB, Youngstown, 6-2, 225.

## 1980

(Drafted Alternately  
23rd, 24th and 25th)

- NO CHOICE**  
Choice given along with second round choice to Baltimore for JOHN DUTTON.
- NO CHOICE**  
Choice given along with first round choice to Baltimore for JOHN DUTTON.
- (A) BILL ROE**  
LB, Colorado, 6-3, 220 -  
Choice from Chicago for  
GOLDEN RICHARDS.
- (B) JAMES JONES**  
RB, Mississippi State, 5-10,  
200.
- KURT PETERSEN**  
DL, Missouri, 6-5, 255.
- GARY HOGEBOOM**  
QB, Central Michigan, 6-4,  
195.
- TIMMY NEWSOME**  
RB, Winston-Salem State, 6-  
1, 228.
- LESTER BROWN**  
RB, Clemson, 5-11, 176.
- LARRY SAVAGE**  
LB, Michigan State, 6-3, 225.
- JACKIE FLOWERS**  
WR, Florida State, 6-0, 194.
- MATTHEW TEAGUE**  
DE, Prairie View A&M, 6-4,  
238.
- GARY PADJEN**  
LB, Arizona State, 6-1, 238.
- NORM WELLS**  
DT, Northwestern, 6-5, 249.

## 1981

(Drafted Alternately  
25th and 26th)

- HOWARD RICHARDS**  
T, Missouri, 6-5, 255.
- DOUG DONLEY**  
WR, Ohio State, 6-0, 180.

- GLEN TITENSOR**  
DL, Brigham Young, 6-4,  
250.
- (A) SCOTT PELLUER**  
LB, Washington State, 6-1,  
213 - Choice from San Fran-  
cisco for THOMAS  
HENDERSON.
- (B) DERRIE NELSON**  
LB, Nebraska, 6-2, 217.
- DANNY SPRADLIN**  
LB, Tennessee, 6-1, 229.
- VINCE SKILLINGS**  
DB, Ohio State, 5-11, 176.
- (A) RON FELLOWS**  
DB, Missouri, 5-11, 165 -  
Choice from Tampa Bay for  
DAVE STALLS.
- (B) KEN MILLER**  
DB, East Michigan, 5-11,  
180.
- PAUL PIUROWSKI**  
LB, Florida State, 6-2, 219.
- MIKE WILSON**  
WR, Washington State, 6-3,  
202.
- PAT GRAHAM**  
DT, California, 6-3, 257.
- TIM MORRISON**  
G, Georgia, 6-3, 258.
- NATE LUNDY**  
WR, Indiana, 6-0, 169.

## 1982

## (Drafted 26th)

- ROD HILL**  
CB, Kentucky State, 6-0, 185.
- JEFF ROHRER**  
LB, Yale, 6-3, 224.
- JIM ELIOPULOS**  
LB, Wyoming, 6-3, 229.
- (A) BRIAN CARPENTER**  
CB, Michigan, 5-10, 166 -  
Choice from Tampa Bay for  
DAVE STALLS.
- (B) MONTY HUNTER**  
S, Salem College, 6-0, 201.
- PHIL POZDERAC**  
T, Notre Dame, 6-9, 260.
- (A) KEN HAMMOND**  
G, Vanderbilt, 6-4, 270 -  
Choice from Cleveland for  
BRUCE HUTHER.
- (B) CHARLES DAUM**  
DL, Cal Poly-SLO, 6-6 241.
- BILL PURIFOY**  
DL, Tulsa, 6-7, 249.
- (A) GEORGE PEOPLES**  
RB, Auburn, 6-0, 211 - Cho-  
ice from Denver through Buf-  
falo for WADE MANNING.
- (B) DWIGHT SULLIVAN**  
RB, North Carolina State, 6-0,  
205.



9. **JOE GARY**  
DL, UCLA, 6-5, 273.
10. **TODD ECKERSON**  
T, North Carolina State, 6-4, 263.
11. (A) **GEORGE THOMPSON**  
WR, Albany State, GA, 6-3, 209 - Choice from Tampa Bay for AARON MITCHELL.
11. (B) **MICHAEL WHITING**  
RB, Florida State, 6-1, 210.
12. **RICH BURTNES**  
G, Montana, 6-4, 257.

## 1983

(Drafted Alternately  
23rd, 24th, 21st and 22nd)

1. **JIM JEFFCOAT**  
DE, Arizona State, 6-5, 260.
2. **MIKE WALTER**  
LB, Oregon, 6-3, 230.
3. **BRYAN CALDWELL**  
DE, Arizona State, 6-4, 248.
4. **CHRIS FAULKNER**  
TE, Florida, 6-4, 257.
5. **CHUCK McSWAIN**  
RB, Clemson, 6-0, 190.
6. **REGGIE COLLIER**  
QB, Southern Mississippi, 6-3, 207.
7. **CHRIS SCHULTZ**  
T, Arizona, 6-8, 259.
8. **LAWRENCE RICKS**  
RB, Michigan, 5-9, 194.
9. **AL GROSS**  
S, Arizona, 6-3, 186.
10. **ERIC MORAN**  
T, Washington, 6-5, 282.
11. **DAN TAYLOR**  
T, Idaho State, 6-3, 258.
12. **LORENZO BOUIER**  
RB, Maine, 6-0, 209.

## 1984

(Drafted Alternately  
25th and 26th)

1. **BILLY CANNON**  
LB, Texas A&M, 6-4, 235.
2. (A) **VICTOR SCOTT**  
DB, Colorado, 6-0, 192 - Choice from Houston thru Minnesota for BUTCH JOHNSON.
2. (B) **NO CHOICE**  
Choice to Houston for MIKE RENFRO.
3. **FRED CORNWELL**  
TE, Southern Cal, 6-6, 236.
4. **STEVE DeOssIE**  
LB, Boston College, 6-2, 250.

5. (A) **STEVE PELLUER**  
QB, Washington, 6-4, 204 - Choice from Tampa Bay for DANNY SPRADLIN.
5. (B) **NORM GRANGER**  
RB, Iowa, 5-9, 217.
6. (A) **EUGENE LOCKHART**  
LB, Houston, 6-2, 228 - Choice from Chicago for JAY SALDI.
6. (B) **JOE LEVELIS**  
G, Iowa, 6-3, 270.
7. **ED MARTIN**  
LB, Indiana State, 6-3, 218.
8. **MIKE REVELL**  
RB, Bethune-Cookman, 5-11, 197.
9. (A) **JOHN HUNT**  
OL, Florida, 6-4, 262 - Choice from Indianapolis for RAUL ALLEGRE.
9. (B) **NEAL MAUNE**  
OL, Notre Dame, 6-4, 249.
10. **BRIAN SALONEN**  
TE, Montana, 6-3, 227.
11. **DOWE AUGHTMAN**  
DL, Auburn, 6-2, 272.
12. **CARL LEWIS**  
WR, Houston, 6-3, 187.

## 1985

(Drafted Alternately  
17th, 16th, 20th,  
19th, 18th)

1. **KEVIN BROOKS**  
DE, Michigan, 6-7, 265.
2. **JESSE PENN**  
LB, Virginia Tech, 6-3, 255.
3. **CRAWFORD KER**  
G, Florida, 6-4, 290.
4. **ROBERT LAVETTE**  
RB, Georgia Tech, 5-11, 195.
5. (A) **HERSCHEL WALKER**  
RB, Georgia, 6-1, 224 - Choice from Houston for BUTCH JOHNSON.
5. (B) **MATT DARWIN**  
C/G, Texas A&M, 6-4, 265 - Choice from Cleveland thru Buffalo for ROD HILL.
6. (A) **KURT PLOEGER**  
DT, Gustavus Adolphus, 6-5, 250 - Choice from Indianapolis for STEVE WRIGHT.
6. (B) **MATT MORAN**  
C/G, Stanford, 6-4, 265.
7. (A) **KARL POWE**  
WR, Alabama State, 6-2, 175 - Choice from San Diego thru Kansas City for LAWRENCE RICKS.
7. (B) **JIM HERRMANN**  
DE, Brigham Young, 6-6, 265.

8. **LEON GONZALEZ**  
WR, Bethune-Cookman, 5-10, 160.
9. **SCOTT STRASBURGER**  
LB, Nebraska, 6-1, 220.
10. **JOE JONES**  
TE, Virginia Tech, 6-4, 245.
11. **NEAL DELLOCONO**  
LB, UCLA, 6-1, 220.
12. **KARL JORDAN**  
LB, Vanderbilt, 6-2, 245.

## 1986

(Drafted Alternately  
21st, 20th, 19th and 18th)

1. (A) **MIKE SHERRARD**  
WR, UCLA, 6-2, 185 - Choice from San Francisco for Cowboys first and fifth - round choices.
1. (B) **NO CHOICE**  
Choice given to San Francisco along with fifth-round choice for San Francisco's first-round choice.
2. **DARRYL CLACK**  
RB, Arizona State, 5-10, 207 - Choice from Indianapolis for GARY HOGEBOOM.
3. **MARK WALEN**  
DT, UCLA, 6-5, 265.
4. **MAX ZENDEJAS**  
K, Arizona, 5-11, 184.
5. **NO CHOICE**  
Choice given to San Francisco along with first-round choice for San Francisco's first-round choice.
6. (A) **THORNTON CHANDLER**  
TE, Alabama, 6-5, 238 - Choice from Buffalo for ROD HILL.
6. (B) **STAN GELBAUGH**  
QB, Maryland, 6-3, 207 - Choice from Detroit for ANGELO KING.
6. (C) **LLOYD YANCEY**  
G, Temple, 6-4, 275.
7. **JOHNNY HOLLOWAY**  
DB, Kansas, 5-11, 181.
8. **TOPPER CLEMONS**  
RB, Wake Forest, 5-11, 205.
9. **JOHN IONATA**  
G, Florida State, 6-2, 280.
10. **BRYAN CHESTER**  
G, Texas, 6-4, 260.
11. **GARTH JAX**  
LB, Florida State, 6-2, 225.
12. (A) **CHRIS DULIBAN**  
LB, Texas, 6-2, 216 - Choice from Buffalo for ROD HILL.
12. (B) **TONY FLACK**  
DB, Georgia, 6-1, 184.

**1987**

(Drafted Alternately  
12th and 11th)

1. **DANNY NOONAN**  
DT, Nebraska, 6-4, 282.
2. **RON FRANCIS**  
CB, Baylor, 5-9, 201.
3. **JEFF ZIMMERMAN**  
OL, Florida, 6-3, 310.
4. **KELVIN MARTIN**  
WR, Boston College, 5-9, 161.
5. **EVERETT GAY**  
WR, Texas, 6-2, 204.
6. **JOE ONOSAI**  
OL, Hawaii, 6-3, 283.
7. **KEVIN SWEENEY**  
QB, Fresno State, 6-0, 191.
8. **KEVIN GOGAN**  
T, Washington, 6-7, 295.
9. **ALVIN BLOUNT**  
RB, Maryland, 5-9, 197.
10. **DALE JONES**  
LB, Tennessee, 6-1, 234.
11. **JEFF WARD**  
K, Texas, 5-9, 169.
12. **SCOTT ARMSTRONG**  
LB, Florida, 6-1, 230.

**1988**

(Drafted Alternately  
11th, 14th, 13th and 12th)

1. **MICHAEL IRVIN**  
WR, Miami, Fla., 6-2, 198.
2. **KEN NORTON, JR.**  
LB, UCLA, 6-2, 224.
3. **MARK HUTSON**  
G, Oklahoma, 6-3, 292.
4. **DAVE WIDELL**  
T, Boston College, 6-6, 297.
5. **NO CHOICE**  
Choice given to Seattle for  
RON ESSINK
6. **SCOTT SECULES**  
QB, Virginia, 6-3, 220.
7. **OWEN HOOVEN**  
T, Oregon State, 6-8, 302.
8. **MARK HIGGS**  
RB, Kentucky, 5-7, 188.
9. **BRIAN BEDFORD**  
WR, California, 6-4, 209.
10. **BILLY OWENS**  
DB, Pittsburgh, 6-1, 198.
11. **CHAD HENNINGS**  
DE, Air Force, 6-5, 251.
12. **BEN HUMMEL**  
LB, UCLA, 6-4, 234.

**1989**

(Drafted 1st)

1. **TROY AIKMAN**  
QB, UCLA, 6-3, 220.
2. (A) **NO CHOICE**  
Choice given along with sixth-  
round choice to L.A. Raiders  
for their second, third and  
fifth-round choices.
2. (B) **DARYL JOHNSTON**  
FB, Syracuse, 6-2, 237 - Choice  
from L.A. Raiders along with  
third and fifth-round choices  
for Cowboys' second and  
sixth-round choices.
3. (A) **MARK STEPENSKI**  
OL, Pittsburgh, 6-2, 269.
3. (B) **RHONDY WESTON**  
DE, Florida, 6-5, 274 - Choice  
from L.A. Raiders along with  
second and fifth-round  
choices for Cowboys second  
and sixth-round choices.
4. **TONY TOLBERT**  
DE, Texas-El Paso, 6-6, 245.
5. (A) **KEITH JENNINGS**  
TE, Clemson, 6-4, 241.
5. (B) **WILLIS CROCKETT**  
LB, Georgia Tech, 6-3, 221 -  
Choice from L.A. Raiders  
along with second and third-  
round choices for Cowboys se-  
cond and sixth-round choices.
5. (C) **JEFF ROTH**  
DT, Florida, 6-3, 256 - Choice  
from Denver for TONY  
DORSETT.
6. **NO CHOICE**  
Choice given to L.A. Raiders  
along with second-round  
choice for Raiders second,  
third and fifth-round choices.
7. **KEVIN PETERSON**  
LB, Northwestern, 6-2, 227.
8. **CHARVEZ FOGER**  
RB, Nevada-Reno, 5-10, 211.
9. **TIM JACKSON**  
DB, Nebraska, 5-11, 192.
10. **ROD CARTER**  
LB, Miami, Fla., 6-1, 228.
11. **RANDY SHANNON**  
LB, Miami, Fla., 6-0, 224.
12. **SCOTT ANKROM**  
WR, Texas Christian, 6-1, 200.

**1990**

(Drafted 1st)

1. (A) **NO CHOICE**  
Choice used to select STEVE  
WALSH in the 1989 supple-  
mental draft.

1. (B) **EMMITT SMITH**  
RB, Florida, 5-9, 199 - Choice  
from Pittsburgh for first-round  
choice obtained from Min-  
nesota and third-round choice  
obtained from San Francisco.
2. **ALEXANDER WRIGHT**  
WR, Auburn, 6-0, 187.
3. (A) **NO CHOICE**  
Choice to Minnesota in  
HERSCHEL WALKER trade.
3. (B) **JIMMIE JONES**  
DT, Miami, Fla., 6-4, 284. -  
Choice from New England  
along with sixth and eighth-  
round choices for third-round  
choice obtained from Denver,  
fifth-round choice obtained  
from Miami and Cowboys  
seventh-round choice.
4. **NO CHOICE**  
Choice to Denver in KEVIN  
BROOKS trade.
5. (A) **NO CHOICE**  
Choice to Washington for  
DEAN HAMEL.
5. (B) **STAN SMAGALA**  
CB, Notre Dame, 5-10, 184 -  
Choice from L.A. Raiders for  
sixth-round choice obtained  
from Minnesota, eighth-round  
choice obtained from New  
England, ninth-round choice  
obtained from Seattle, 10th-  
round choice obtained from  
Indianapolis and 11th-round  
choice obtained from San  
Francisco.
6. **NO CHOICE**  
Choice to San Diego along  
with sixth-round choice ob-  
tained from New England and  
sixth-round choice obtained  
from N.Y. Giants for San  
Diego's third round choice in  
1991.
7. **NO CHOICE**  
Choice given to New England  
along with third-round choice  
obtained from Denver and  
fifth-round choice obtained  
from Miami for New Eng-  
land's third, sixth and eighth-  
round choices.
8. **NO CHOICE**  
Choice to Detroit for PAUL  
PALMER.
9. **KENNETH GANT**  
CB, Albany State, GA, 5-11,  
178.
10. **NO CHOICE**  
Choice to Minnesota in HER-  
SCHEL WALKER trade.
11. **DAVE HARPER**  
LB, Humboldt State, 6-1,  
220.

## 12. NO CHOICE

Choice used to select MIKE LOWMAN in the 1989 supplemental draft.

## 1991

**(Drafted Alternately 13th and 14th)**

1. (A) **RUSSELL MARYLAND**  
DT, Miami, 6-1, 274 - Choice from New England for first-round choice obtained from Minnesota, second-round choice, Ron Francis, David Howard and Eugene Lockhart.
1. (B) **ALVIN HARPER**  
WR, Tennessee, 6-3, 204.
2. (A) **DIXON EDWARDS**  
LB, Michigan State, 6-1, 220 - Choice from Detroit for first-round choice obtained from Washington.
3. (A) **GODFREY MYLES**  
LB, Florida, 6-1, 242 - Choice obtained from San Diego for 1990 draft choices.
3. (B) **JAMES RICHARDS**  
G, California, 6-4, 289 - Choice obtained from Detroit for first-round choice obtained from Washington.
3. (C) **NO CHOICE**  
Choice to Minnesota in Hershel Walker trade.
3. (D) **ERIK WILLIAMS**  
T, Central St. (OH), 6-5, 304 - Choice obtained from New Orleans in Steve Walsh trade.
4. (A) **CURVIN RICHARDS**  
RB, Pittsburgh, 5-9, 200.
4. (B) **BILL MUSGRAVE**  
QB, Oregon, 6-2, 196 - Choice obtained from Kansas City in Steve Pelluer trade.
4. (C) **TONY HILL**  
DE, Tenn.-Chattanooga, 6-6, 250 - Choice obtained from Detroit for first-round choice obtained from Washington.
4. (D) **KEVIN HARRIS**  
DE, Tex. Southern, 6-5, 248 - Choice obtained from New England for first-round pick obtained from Minnesota.
5. (A) **NO CHOICE**  
Choice sent to L.A. Raiders for John Gesek.
5. (B) **DARRICK BROWNLOW**  
LB, Illinois, 5-10, 245 - Choice obtained from Washington for first-round choice obtained from New England.
6. **MIKE SULLIVAN**  
OL, Miami, 6-3, 278.
7. (A) **LEON LETT**  
DE, Emporia (KS) St., 6-6, 273 - Choice obtained from Denver in Dave Widell trade.
7. (B) **NO CHOICE**  
Choice sent to L.A. Raiders for Dale Hellestrae.
8. **NO CHOICE**  
Choice sent to Phoenix for Rob Awalt.
9. **DAMON MAYS**  
WR, Missouri, 5-9, 166.
10. **SEAN LOVE**  
G, Penn State, 6-3, 285.
11. **TONY BOLES**  
RB, Michigan, 6-1, 196.
12. **LARRY BROWN**  
CB, Tex. Christian, 5-11, 184.

## 1992

**(Drafted Alternately 24th, 23rd, 22nd and 21st)**

1. (A) **KEVIN SMITH**  
CB, Texas A&M, 5-11, 173 - Choice from Atlanta along with fifth-round choice for first and fourth-round choices obtained from New England.
1. (B) **ROBERT JONES**  
LB, East Carolina, 6-2, 236.
2. (A) **JIMMY SMITH**  
WR, Jackson State, 6-1, 200 - Choice from Cleveland along with fifth-round choice for second-round choice obtained from New Orleans, eighth-round choice obtained from Denver and the Cowboys' third, sixth and twelfth-round choices.
2. (B) **DARREN WOODSON**  
S, Arizona State, 6-1, 216 - Choice from New England along with first and fourth-round choices for first and third-round choices obtained from Minnesota.
2. (C) **NO CHOICE**  
Choice sent to Atlanta along with eighth-round choice for Tony Casillas.
3. (A) **CLAYTON HOLMES**  
CB, Carson-Newman, 5-10, 178 - Choice from Washington along with second-round choice for second and third-round choices obtained from Kansas City.
3. (B) **NO CHOICE**  
Choice sent to Cleveland along with second-round choice obtained from New Orleans, eighth-round choice obtained from Denver and the Cowboys' sixth and twelfth-round choices for second and fifth-round choices.
3. (C) **JAMES BROWN**  
T, Virginia State, 6-6, 331 - Choice from Detroit along with fourth and ninth-round choices for second-round choice obtained from Washington.
4. (A) **NO CHOICE**  
Choice sent to L.A. Raiders for Steve Beuerlein.
4. (B) **TOM MYSLINSKI**  
G, Tennessee, 6-2, 291 - Choice from Detroit along with third and ninth-round choices for second-round choice obtained from Washington.
5. (A) **GREG BRIGGS**  
S, Texas Southern, 6-3, 209 - Choice from Atlanta along with first-round choice for first and fourth-round choices obtained from New England.
5. (B) **ROD MILSTEAD**  
G, Delaware State, 6-2, 293 - Choice from Cleveland along with second-round choice for second-round choice obtained from New Orleans, eighth-round choice obtained from Denver and the Cowboys' third, sixth, and twelfth-round choices.
5. (C) **NO CHOICE**  
Choice sent to Houston in the Alonzo Highsmith trade.
6. (A) **FALLON WACASEY**  
TE, Tulsa, 6-7, 241 - Choice from New England for Jesse Solomon.
6. (B) **NO CHOICE**  
Choice sent to Cleveland along with second-round choice obtained from New Orleans, eighth-round choice obtained from Denver and the Cowboys' third and twelfth-round choices for second and fifth-round choices.

1993

(Drafted 28th)

- 7. **NO CHOICE**  
Choice sent to L.A. Raiders for Garry Lewis.
- 8. **NO CHOICE**  
Choice sent to Atlanta along with second-round choice for Tony Casillas.
- 9. **(A) NATE KIRTMAN**  
S, Pomona-Pitzer, 6-1, 186.
- 9. **(B) CHRIS HALL**  
S, East Carolina, 6-2, 184 - Choice from Detroit along with third and fourth-round choices for second-round choice obtained from Washington.
- 10. **JOHN TERRY**  
G, Livingstone College, 6-4, 292.
- 11. **TIM DANIEL**  
WR, Florida A&M, 5-11, 184.
- 12. **(A) DONALD HARRIS**  
S, Texas Tech, 6-0, 185 - Choice from New England for Rich Gicewicz.
- 12. **(B) NO CHOICE**  
Choice sent to Cleveland along with second-round choice obtained from New Orleans, the Cowboys' third and sixth-round choices and the eighth-round choice obtained from Denver for second and fifth-round choices.


- 1. **NO CHOICE**  
Choice to Green Bay along with fourth-round choice for two second, a fourth and eighth-round choices.
- 2. **(A) KEVIN WILLIAMS**  
WR, Miami, Fla., 5-9, 190 - Choice from Green Bay along with second, fourth and eighth-round choices for first and fourth-round choices.
- 2. **(B) DARRIN SMITH**  
LB, Miami, Fla., 6-1, 237 - Choice from Green Bay along with second, fourth and eighth-round choices for first and fourth-round choices.
- 2. **(C) NO CHOICE**  
Choice to San Francisco in Charles Haley trade.
- 3. **MIKE MIDDLETON**  
S, Indiana, 5-10, 211.
- 4. **(A) DERRICK LASSIC**  
RB, Alabama, 5-10, 192 - Choice from Green Bay along with two second-round choices and an eighth-round choice for first and fourth-round choices.

- 4. **(B) RON STONE**  
T, Boston College, 6-5, 306 - Choice from L.A. Raiders for Alexander Wright.
- 4. **(C) NO CHOICE**  
Choice to Green Bay along with first-round choice for two second, a fourth and eighth round choices.
- 5. **NO CHOICE**  
Choice to Pittsburgh for Thomas Everett.
- 6. **BARRY MINTER**  
LB, Tulsa, 6-2, 236.
- 7. **BROCK MARION**  
CB, Nevada-Reno, 5-11, 178.
- 8. **(A) DAVE THOMAS**  
CB, Tennessee, 6-2, 205 - Choice from Tampa Bay for Garry Lewis and an eighth-round choice.
- 8. **(B) REGGIE GIVENS**  
S, Penn State, 6-0, 219 - Choice from Green Bay along with two second-round choices and a fourth-round choice for first and fourth-round choices.
- 8. **(C) NO CHOICE**  
Choice to Tampa Bay along with Garry Lewis for an eighth-round choice.

**BOLD** Indicates Made Active Roster



1992 SEASON



## The 1992 Season At A Glance

**Dallas 23, Washington 10**  
**At Dallas, Sept. 7, 1992**

WASHINGTON ..... 0 7 0 3-10  
 DALLAS ..... 9 7 7 0-23

Cowboys — Safety, Holt blocked Goodburn's punt out of the endzone

Cowboys — Smith 5 run (Elliott kick)  
 Redskins — Clark 30 pass from Rypien (Lohmiller kick)  
 Cowboys — Harper 26 pass from Aikman (Elliott kick)  
 Cowboys — Martin 79 punt return (Elliott kick)  
 Redskins — FG Lohmiller 49

Attendance — 63,538

	Redskins	Cowboys
First Downs	17	23
Total Net Yards	260	391
Net Yards Rushing	75	175
Net Yards Passing	185	216
Passes	38-20	31-18
Sacked/Yards	2/19	0/0
Passes Intercepted By	2	0
Punts-Average	7-43.3	4-49.0
Fumbles-Lost	2-1	0-0
Penalties-Yards	8-80	5-38

**Rushing**

Redskins — Byner, 13 for 56; Ervins, 6 for 16; Monk, 1 for 8; Rypien, 1 for 0; Sanders, 1 for -5.  
 Cowboys — E. Smith, 27 for 140, 1 touchdown; Aikman, 8 for 21; Johnston, 1 for 14.

**Passing**

Redskins — Rypien, 20 for 38 for 204 yards, 1 touchdown.

Cowboys — Aikman, 18 of 31 for 216 yards, 1 touchdown, 2 interceptions.

**Receiving**

Redskins — Clark, 8 for 97, 1 touchdown; Byner, 4 for 31; Sanders, 3 for 20; Monk, 2 for 43; Ervins, 2 for 8; Warren, 1 for 5.

Cowboys — Irvin, 5 for 89; Johnston, 4 for 39; Harper, 3 for 59, 1 touchdown; E. Smith, 3 for 13; Martin, 2 for 12; Novacek, 1 for 4.

**Dallas 34, N.Y. Giants 28**  
**At New York, Sept. 13, 1992**

DALLAS ..... 17 10 7 0-34  
 N.Y. GIANTS ..... 0 0 14 14-28

Cowboys — E. Smith 5 run (Elliott kick)  
 Cowboys — R. Williams 3 blocked punt return (Elliott kick)

Cowboys — FG Elliott 39  
 Cowboys — FG Elliott 35  
 Cowboys — Novacek 2 pass from Aikman (Elliott kick)  
 Cowboys — Irvin 27 pass from Aikman (Elliott kick)  
 Giants — Hampton 5 run (Bahr kick)  
 Giants — Bunch 1 pass from Simms (Bahr kick)  
 Giants — Baker 6 pass from Simms (Bahr kick)  
 Giants — Cross 2 pass from Simms (Bahr kick)

Attendance — 76,430

	Cowboys	Giants
First Downs	20	22
Total Net Yards	327	331
Net Yards Rushing	98	67

**Cowboys**

Net Yards Passing	229	264
Passes	35-22	42-25
Sacked/Yards	2/9	2/9
Passes Intercepted By	1	0
Punts-Average	6-42.2	7-30.3
Fumbles-Lost	0-0	0-0
Penalties-Yards	7-45	5-43

**Giants**
**Rushing**

Cowboys — E. Smith, 23 for 89, 1 touchdown; Aikman, 2 for 8; Johnston, 1 for 1.

Giants — Hampton, 17 for 64, 1 touchdown; Simms, 1 for 3.

**Passing**

Cowboys — Aikman 22 of 35 for 238 yards, 2 touchdowns.

Giants — Simms, 25 of 42 for 273 yards, 3 touchdowns, 1 interception.

**Receiving**

Cowboys — E. Smith, 8 for 55; Novacek, 5 for 33, 1 touchdown; Irvin, 4 for 73, 1 touchdown; Martin, 2 for 41; Roberts, 1 for 18; Harper, 1 for 11; Johnston, 1 for 7.

Giants — Cross, 6 for 77, 1 touchdown; McCaffrey, 5 for 82; Hampton, 5 for 36; Calloway, 2 for 23; Bunch, 2 for 7, 1 touchdown; Meggett, 2 for -1; J. Smith, 1 for 22; Ingram, 1 for 21; Baker, 1 for 6, 1 touchdown.

**Dallas 31, Phoenix 20**  
**At Dallas, Sept. 20, 1992**

PHOENIX ..... 7 3 3 7-20  
 DALLAS ..... 14 7 7 3-31

Cowboys — Irvin 87 pass from Aikman (Elliott kick)

Cardinals — R. Hill 34 pass from Chandler (G. Davis kick)

Cowboys — Irvin 41 pass from Aikman (Elliott kick)

Cowboys — E. Smith 1 run (Elliott kick)

Cardinals — FG G. Davis 22

Cowboys — Irvin 4 pass from Aikman (Elliott kick)

Cardinals — FG G. Davis 42

Cowboys — FG Elliott 29

Cardinals — Brown 1 run (G. Davis kick)

Attendance — 62,575

	Cardinals	Cowboys
First Downs	24	21
Total Net Yards	438	413
Net Yards Rushing	67	150
Net Yards Passing	371	263
Passes	43-28	21-14
Sacked/Yards	2/12	0/0
Passes Intercepted By	0	0
Punts-Average	2-51.5	3-50.7
Fumbles-Lost	2-2	0-0
Penalties-Yards	6-37	3-14

**Rushing**

Cardinals — Brown, 12 for 31, 1 touchdown; Bailey, 2 for 22; Chandler, 2 for 12; Centers, 1 for 2.

Cowboys — E. Smith, 26 for 112, 1 touchdown; Richards, 7 for 32; Johnston, 3 for 7; Aikman, 1 for 8; Irvin, 1 for -9.

**Passing**

Cardinals — Chandler, 28 of 43 for 383 yards, 1 touchdown.

Cowboys — Aikman, 14 of 21 for 263 yards, 3 touchdowns.

**Receiving**

Cardinals — Centers, 7 for 64; Jones, 5 for 78; Proehl, 4 for 51; Rolle, 4 for 19; Bailey, 3 for 53; R. Hill, 2 for 74, 1 touchdown; Brown, 2 for 31; Johnson 1 for 13.

Cowboys — Irvin, 8 for 210, 3 touchdowns; Novacek, 3 for 28; Harper, 1 for 14; Martin, 1 for 7; Richards, 1 for 4.

### Philadelphia 31, Dallas 7 At Philadelphia, Oct. 5, 1992

DALLAS ..... 7 0 0 0 — 7  
PHILADELPHIA ..... 10 0 7 14 — 31

Eagles — Cunningham 2 run (Ruzek kick)

Cowboys — Martin 7 pass from Aikman (Elliott kick)

Eagles — FG Ruzek 40

Eagles — Walker 9 run (Ruzek kick)

Eagles — Walker 16 run (Ruzek kick)

Eagles — Byars 12 run (Ruzek kick)

Attendance — 66,572

	Cowboys	Eagles
First Downs	17	21
Total Net Yards	311	266
Net Yards Rushing	80	160
Net Yards Passing	231	106
Passes	38-19	19-11
Sacked/Yards	4/25	2/18
Passes Intercepted By	1	3
Punts-Average	4-41.3	4-52.8
Fumbles-Lost	1-1	1-0
Penalties-Yards	9-65	4-30

**Rushing**

Cowboys — E. Smith, 19 for 67; Agee, 2 for 11; Johnston, 1 for 2.

Eagles — Walker, 19 for 86, 2 touchdowns; Cunningham, 7 for 43, 1 touchdown; Byars, 8 for 25, 1 touchdown; Sherman, 2 for 6.

**Passing**

Cowboys — Aikman, 19 of 38 for 256 yards, 1 touchdown, 3 interceptions.

Eagles — Cunningham, 11 of 19 for 124 yards, 1 interception.

**Receiving**

Cowboys — Novacek, 6 for 61; Irvin, 4 for 105; Martin, 3 for 31, 1 touchdown; E. Smith, 2 for 5; Harper, 1 for 42; Agee, 1 for 4; Gesek, 1 for 4; Roberts, 1 for 4.

Eagles — Barnett, 5 for 76; Walker, 3 for 14; Byars, 1 for 14; Williams, 1 for 13; Beach, 1 for 7.

### Dallas 27, Seattle 0 At Dallas, Oct. 11, 1992

SEATTLE ..... 0 0 0 0 — 0  
DALLAS ..... 7 13 7 0 — 27

Cowboys — E. Smith 2 run (Elliott kick)

Cowboys — E. Smith 1 run (Elliott kick)

Cowboys — FG Elliott 31

Cowboys — FG Elliott 51

Cowboys — Horton 15 interception return (Elliott kick)

Attendance — 62,311

	Seahawks	Cowboys
First Downs	6	16
Total Net Yards	62	313
Net Yards Rushing	38	116
Net Yards Passing	24	197
Passes	19-8	28-17
Sacked/Yards	7/55	1/3
Passes Intercepted By	2	1
Punts-Average	8-48.5	5-46.0
Fumbles-Lost	3-2	0-0
Penalties-Yards	6-35	2-10

**Rushing**

Seahawks — Warren, 7 for 14; Mayes, 4 for 12; Williams, 8 for 10; McGwire, 2 for 2; Gelbaugh, 1 for 0.

Cowboys — E. Smith, 22 for 78, 2 touchdowns; Aikman, 1 for 19; Agee, 3 for 10; Johnston, 4 for 9.

**Passing**

Seahawks — McGwire, 5 of 9 for 46 yards; Gelbaugh, 3 of 10 for 33, 1 interception.

Cowboys — Aikman, 15 of 23 for 173 yards, 2 interceptions; Beuerlein, 2 of 5 for 27 yards.

**Receiving**

Seahawks — R. Thomas, 3 for 28; Williams, 3 for 24; Daniels, 1 for 15; D. Thomas, 1 for 12.

Cowboys — Irvin, 6 for 113; Novacek, 5 for 22; Martin, 4 for 45; Harper, 2 for 20.

### Dallas 17, Kansas City 10 At Dallas, Oct. 18, 1992

KANSAS CITY ..... 3 7 0 0 — 10  
DALLAS ..... 7 7 3 0 — 17

Chiefs — FG Lowery 32

Cowboys — Johnston 2 pass from Aikman (Elliott kick)

Cowboys — E. Smith 2 run (Elliott kick)

Chiefs — Word 2 run (Lowery kick)

Cowboys — FG Elliott 39

Attendance — 64,115

	Chiefs	Cowboys
First Downs	18	17
Total Net Yards	230	278
Net Yards Rushing	91	95
Net Yards Passing	139	183
Passes	31-16	29-21
Sacked/Yards	3/31	1/9
Passes Intercepted By	2	1
Punts-Average	6-39.0	4-45.5
Fumbles-Lost	1-0	0-0
Penalties-Yards	5-54	11-74

**Rushing**

Chiefs — Word, 13 for 46, 1 touchdown; Williams, 6 for 28; Okoye, 5 for 17; Krieg, 1 for 0.

Cowboys — E. Smith, 24 for 95, 1 touchdown.

### Passing

Chiefs - Krieg, 16 of 31 for 170 yards, 1 interception.

Cowboys — Aikman, 21 of 29 for 192 yards, 1 touchdown, 2 interceptions.

### Receiving

Chiefs — Davis, 6 for 100; McNair, 3 for 16; Jones, 2 for 24; Birden, 1 for 10; Harry, 1 for 7; Hayes, 1 for 6; Word, 1 for 5; Anders, 1 for 2.

Cowboys — Irvin, 6 for 84; Novacek, 5 for 36; Johnston, 5 for 29, 1 touchdown; E. Smith, 4 for 35; Agee, 1 for 8.

## Dallas 28, L.A. Raiders 13 At Los Angeles, Oct. 25, 1992

DALLAS ..... 7 0 7 14 — 28  
L.A. RAIDERS ..... 6 0 7 10 — 13

Raiders — Allen 1 run (no good, pass)

Cowboys — E. Smith 6 run (Elliott kick)

Raiders — Gault 31 pass from Marinovich (Jaeger kick)

Cowboys — E. Smith 4 run (Elliott kick)

Cowboys — Aikman 3 run (Elliott kick)

Cowboys — E. Smith 26 run (Elliott kick)

Attendance — 91,505

	<b>Cowboys</b>	<b>Raiders</b>
--	----------------	----------------

First Downs .....	23	12
Total Net Yards .....	369	165
Net Yards Rushing .....	162	71
Net Yards Passing .....	207	94
Passes .....	25-16	26-8
Sacked/Yards .....	5/27	3/23
Passes Intercepted By .....	0	0
Punts-Average .....	5-37.4	6-45.0
Fumbles-Lost .....	2-0	2-1
Penalties-Yards .....	7-56	5-28

### Rushing

Cowboys — E. Smith, 29 for 152, 3 touchdowns; Aikman, 8 for 4, 1 touchdown; Johnston, 1 for 4; Richards, 1 for 2.

Raiders — Dickerson, 8 for 42; Allen, 3 for 9, 1 touchdown; S. Smith, 4 for 7; Schroeder, 2 for 5; Marinovich, 1 for 4; Bell, 2 for 4.

### Passing

Cowboys — Aikman, 16 of 25 for 234 yards.

Raiders — Marinovich, 8 of 23 for 117 yards, 1 touchdown; Schroeder, 0 of 3 for 0 yards.

### Receiving

Cowboys — Harper, 4 for 79 yards; Novacek, 3 for 60; Irvin, 3 for 54; E. Smith, 3 for 15; Johnston, 2 for 11; Martin, 1 for 15.

Raiders — T. Brown, 2 for 28; S. Smith, 2 for 13; Gault, 1 for 31, 1 touchdown; Horton, 1 for 26; Glover, 1 for 10; Fernandez, 1 for 9.

## Dallas 20, Philadelphia 10 At Dallas, Nov. 1, 1992

PHILADELPHIA ..... 0 0 10 0 — 10  
DALLAS ..... 0 3 7 10 — 20

Cowboys — FG Elliott 35

Eagles — Walker 2 run (Ruzek kick)

Cowboys — Martin 22 pass from Aikman (Elliott kick)

Eagles — FG Ruzek 18

Cowboys — FG Elliott 48

Cowboys — Johnston 14 pass from Aikman (Elliott kick)

Attendance — 65,012

	<b>Eagles</b>	<b>Cowboys</b>
--	---------------	----------------

First Downs .....	10	22
Total Net Yards .....	190	389
Net Yards Rushing .....	73	175
Net Yards Passing .....	117	214
Passes .....	27-13	33-19
Sacked/Yards .....	2/18	0/0
Passes Intercepted By .....	1	2
Punts-Average .....	8-45.6	5-33.8
Fumbles-Lost .....	0-0	1-1
Penalties-Yards .....	5-30	5-28

### Rushing

Eagles — Walker, 16 for 44, 1 touchdown; McMahon, 2 for 21; Byars, 2 for 5; Cunningham, 1 for 3.

Cowboys — E. Smith, 30 for 163; Aikman 4 for 11; Johnston, 1 for 1.

### Passing

Eagles — McMahon, 10 of 19 for 122 yards, 1 interception; Cunningham, 3 of 8 for 13 yards, 1 interception.

Cowboys — Aikman, 19 of 33 for 214 yards, 2 touchdowns, 1 interception.

### Receiving

Eagles — Byars, 6 for 37; Williams, 2 for 54; Walker, 2 for 5; Barnett, 1 for 15; Green, 1 for 13; Sikahema, 1 for 11.

Cowboys — Martin, 7 for 83, 1 touchdown; Johnston, 4 for 46, 1 touchdown; Novacek, 4 for 38; Irvin, 2 for 29; Harper, 1 for 9; E. Smith, 1 for 9.

## Dallas 37, Detroit 3 At Detroit, Nov. 8, 1992

DALLAS ..... 14 6 14 3 — 37  
DETROIT ..... 0 3 0 0 — 3

Cowboys — E. Smith 7 run (Elliott kick)

Cowboys — E. Smith 1 run (Elliott kick)

Lions — FG Hanson 36

Cowboys — FG Elliott 25

Cowboys — FG Elliott 42

Cowboys — E. Smith 1 run (Elliott kick)

Cowboys — Irvin 15 pass from Aikman (Elliott kick)

Cowboys — FG Elliott 30

Attendance — 74,816

	<b>Cowboys</b>	<b>Lions</b>
--	----------------	--------------

First Downs .....	26	10
Total Net Yards .....	398	201
Net Yards Rushing .....	158	124
Net Yards Passing .....	240	77
Passes .....	27-18	17-9
Sacked/Yards .....	0/0	2/13
Passes Intercepted By .....	3	1
Punts-Average .....	2-46.0	5-36.6
Fumbles-Lost .....	1-1	2-1
Penalties-Yards .....	3-15	10-69



**Rushing**

Cowboys — Richards, 16 for 82; E. Smith, 19 for 67, 3 touchdowns; Martin, 1 for 8; Agee, 1 for 1.  
Lions — Ba. Sanders, 18 for 108; Peete, 2 for 9; Kramer, 1 for 6; Stradford, 1 for 1.

**Passing**

Cowboys — Aikman, 16 of 25 for 214 yards, 1 touchdown, 1 interception.

Lions — Peete, 6 of 10 for 69 yards, 2 interceptions; Kramer, 3 of 7 for 21 yards, 1 interception.

**Receiving**

Cowboys — Irvin, 5 for 114, 1 touchdown; Harper, 3 for 61; Novacek, 3 for 29; E. Smith, 3 for 13; Johnston, 3 for 9; Roberts, 1 for 14.

Lions — Moore, 4 for 57; Farr, 2 for 14; Campbell, 1 for 10; Perriman, 1 for 6; Ba. Sanders, 1 for 3.

### L.A. Rams 27, Dallas 23 At Dallas, Nov. 15, 1992

L.A. RAMS ..... 7 14 0 6 — 27  
DALLAS ..... 3 10 10 0 — 23

Rams — Gary 1 run (Zendejas kick)

Cowboys — FG Elliott 37

Cowboys — E. Smith 3 run (Elliott kick)

Cowboys — FG Elliott 42

Rams — Chadwick 8 pass from Everett (Zendejas kick)

Rams — Gary 3 pass from Everett (Zendejas kick)

Cowboys — FG Elliott 36

Cowboys — Martin 74 punt return (Elliott kick)

Rams — FG Zendejas 33

Rams — FG Zendejas 44

Attendance — 63,690

	Rams	Cowboys
First Downs	24	19
Total Net Yards	367	349
Net Yards Rushing	123	80
Net Yards Passing	244	269
Passes	37-22	37-22
Sacked/Yards	1/7	1/3
Passes Intercepted By	0	0
Punts-Average	4-36.5	3-43.0
Fumbles-Lost	0-0	1-0
Penalties-Yards	2-10	7-60

**Rushing**

Rams — Gary, 29 for 110, 1 touchdown; Everett, 1 for 6; Turner, 1 for 5; Thompson, 1 for 2.

Cowboys — E. Smith, 19 for 80, 1 touchdown.

**Passing**

Rams — Everett, 22 of 37 for 251 yards, 2 touchdowns.

Cowboys — Aikman, 22 of 37 for 272 yards.

**Receiving**

Rams — Gary, 7 for 44, 1 touchdown; Chadwick, 4 for 38, 1 touchdown; Anderson, 3 for 77; Carter, 2 for 26; Cox, 2 for 26; Ellard, 2 for 23; Price, 1 for 10; Lang, 1 for 7.

Cowboys — Irvin, 8 for 168; Novacek, 5 for 27; Martin, 4 for 51; Johnston, 2 for 13; E. Smith, 2 for 8; Harper, 1 for 5.

### Dallas 16, Phoenix 10 At Phoenix, Nov. 22, 1992

DALLAS ..... 0 10 6 0 — 16  
PHOENIX ..... 7 0 0 3 — 10

Cardinals — Centers 2 pass from Chandler (G. Davis kick)

Cowboys — FG Elliott 28

Cowboys — Novacek 7 pass from Aikman (Elliott kick)

Cowboys — Harper 37 pass from Aikman (kick blocked)

Cardinals — FG G. Davis 20

Attendance — 72,439

	Cowboys	Cardinals
First Downs	18	9
Total Net Yards	334	149
Net Yards Rushing	97	46
Net Yards Passing	237	103
Passes	36-25	24-15
Sacked/Yards	0/0	2/15
Passes Intercepted By	0	1
Punts-Average	5-38.6	6-43.8
Fumbles-Lost	0-0	2-1
Penalties-Yards	5-40	5-34

**Rushing**

Cowboys — E. Smith, 23 for 84; Johnston, 2 for 6; Aikman, 4 for 6; Richards, 1 for 1.

Cardinals — Johnson, 12 for 45; Bailey, 2 for 1; Rosenbach, 4 for 0.

**Passing**

Cowboys — Aikman, 25 of 36 for 237 yards, 2 touchdowns, 1 interception.

Cardinals — Rosenbach, 10 of 17 for 80 yards; Chandler, 5 of 7 for 38 yards, 1 touchdown.

**Receiving**

Cowboys — E. Smith, 12 for 67 yards; Harper, 5 for 88, 1 touchdown; Novacek, 5 for 50, 1 touchdown; Irvin, 1 for 18; Johnston, 1 for 8; Martin, 1 for 6.

Cardinals — Centers, 5 for 28, 1 touchdown; Bailey, 3 for 34; Edwards, 3 for 24; Johnson, 2 for 12; R. Hill, 1 for 18; Rolle, 1 for 2.

### Dallas 30, N.Y. Giants 3 At Dallas, Nov. 26, 1992

N.Y. GIANTS ..... 0 3 0 0 — 3  
DALLAS ..... 3 6 14 7 — 30

Cowboys — FG Elliott 45

Cowboys — FG Elliott 33

Cowboys — FG Elliott 53

Giants — FG Bahr 42

Cowboys — E. Smith 26 pass from Aikman (Elliott kick)

Cowboys — E. Smith 68 run (Elliott kick)

Cowboys — Harper 4 pass from Aikman (Elliott kick)

Attendance — 62,416

	Giants	Cowboys
First Downs	12	17
Total Net Yards	207	299
Net Yards Rushing	80	157
Net Yards Passing	127	142
Passes	31-14	29-19
Sacked/Yards	4/30	1/1
Passes Intercepted By	1	0
Punts-Average	8-36.6	3-45.3
Fumbles-Lost	2-1	0-0
Penalties-Yards	11-80	7-68

### Rushing

Giants — Hampton, 10 for 33; Meggett, 3 for 22; Bunch, 6 for 20; Graham, 2 for 4; Brown, 1 for 1.  
Cowboys — E. Smith, 17 for 120, 1 touchdown; Richards, 8 for 32; Aikman, 2 for 7; Johnston, 1 for 1; Beuerlein, 2 for -3.

### Passing

Giants — Graham, 12 of 28 for 151 yards; Brown, 2 of 3 for 6 yards.  
Cowboys — Aikman, 19 of 29 for 143 yards, 2 touchdowns, 1 interception.

### Receiving

Giants — McCaffrey, 6 for 105; Calloway, 2 for 15; Hampton, 2 for 13; Meggett, 2 for 13; Cross, 2 for 11.  
Cowboys — E. Smith, 6 for 41, 1 touchdown; Irvin, 4 for 37; Johnston, 3 for 30; Novacek, 3 for 22; Harper, 2 for 15, 1 touchdown; Richards, 1 for -2.

## Dallas 31, Denver 27 At Denver, Dec. 6, 1992

DALLAS	14	3	7	7	31
DENVER	7	6	7	7	27

Cowboys — Irvin 6 pass from Aikman (Elliott kick)  
Cowboys — Irvin 4 pass from Aikman (Elliott kick)  
Broncos — V. Johnson 18 pass from Maddox (Treadwell kick)  
Broncos — Jackson 12 pass from Maddox (kick failed)  
Cowboys — FG Elliott 53  
Cowboys — Novacek 1 pass from Aikman (Elliott kick)  
Broncos — Rivers 23 pass from Maddox (Treadwell kick)  
Broncos — Tillman 81 pass from Marshall (Treadwell kick)  
Cowboys — E. Smith 3 run (Elliott kick)  
Attendance — 74,946

	Cowboys	Broncos
--	---------	---------

First Downs	22	15
Total Net Yards	304	354
Net Yards Rushing	82	93
Net Yards Passing	222	261
Passes	35-25	31-18
Sacked/Yards	2/9	4/28
Passes Intercepted By	4	0
Punts-Average	4-46.0	2-49.0
Fumbles-Lost	2-0	2-1
Penalties-Yards	7-35	7-67

### Rushing

Cowboys — E. Smith, 26 for 62, 1 touchdown; Aikman, 6 for 20.  
Broncos — Lewis, 10 for 59; Moore, 4 for 24; Rivers, 3 for 8; Maddox, 2 for 2.

### Passing

Cowboys — Aikman, 25 of 35 for 231 yards, 3 touchdowns.  
Broncos — Maddox, 10 of 17 for 104 yards, 3 touchdowns, 4 interceptions; Moore, 7 of 13 for 104 yards; Marshall, 1 of 1 for 81 yards, 1 touchdown.

### Receiving

Cowboys — Novacek, 7 for 87, 1 touchdown; Irvin, 6 for 62, 2 touchdowns; E. Smith, 6 for 45; Johnston, 3 for 18; Harper, 2 for 17; Martin, 1 for 2.  
Broncos — V. Johnson, 4 for 71, 1 touchdown; Rivers, 4 for 38, 1 touchdown; Jackson, 3 for 39, 1 touchdown; Sharpe, 3 for 16; Lewis, 2 for 25; Tillman, 1 for 81, 1 touchdown; Marshall, 1 for 19.

## Washington 20, Dallas 17 At Washington, Dec. 13, 1992

DALLAS	3	14	0	0	17
WASHINGTON	0	7	3	10	20

Cowboys — FG Elliott 23  
Cowboys — Novacek 5 pass from Aikman (Elliott kick)  
Redskins — Orr 41 pass from Byner (Lohmiller kick)  
Cowboys — Novacek 5 pass from Aikman (Elliott kick)  
Redskins — FG Lohmiller 32  
Redskins — FG Lohmiller 22  
Redskins — Copeland fumble recovery in end-zone (Lohmiller kick)  
Attendance — 56,437

	Cowboys	Redskins
--	---------	----------

First Downs	22	14
Total Net Yards	342	246
Net Yards Rushing	121	68
Net Yards Passing	221	178
Passes	35-23	30-13
Sacked/Yards	4/24	2/7
Passes Intercepted By	1	1
Punts-Average	4-39.8	5-37.2
Fumbles-Lost	4-3	0-0
Penalties-Yards	5-37	6-56

### Rushing

Cowboys — E. Smith, 25 for 99; Johnston, 2 for 16; Martin, 1 for 5; Aikman, 1 for 1.  
Redskins — Byner, 19 for 69; Sanders, 1 for 3; Ervins, 2 for 0; Rypien, 3 for -4.

### Passing

Cowboys — Aikman, 23 of 35 for 245 yards, 2 touchdowns, 1 interception.  
Redskins — Rypien, 12 of 29 for 144 yards, 1 interception; Byner, 1 of 1 for 41 yards, 1 touchdown.

### Receiving

Cowboys — Irvin, 4 for 105; Novacek, 5 for 25, 2 touchdowns; E. Smith, 5 for 16; Harper, 4 for 51; Martin, 3 for 33; Johnston, 1 for 15.  
Redskins — Clark, 4 for 50; Sanders 3 for 53; Orr, 2 for 46, 1 touchdown; Byner, 2 for 19; Monk, 1 for 9; Ervins, 1 for 8.

### Dallas 41, Atlanta 17 At Atlanta, Dec. 21, 1992

DALLAS ..... 3 17 14 7-41  
ATLANTA ..... 7 3 0 7-17

Cowboys — FG Elliott 47  
Falcons — Hill 6 pass from Wilson (Johnson kick)  
Cowboys — Martin 11 pass from Aikman (Elliott kick)  
Cowboys — FG Elliott 22  
Cowboys — Novacek 18 pass from Aikman (Elliott kick)  
Falcons — FG Johnson 27  
Cowboys — Harper 23 pass from Aikman (Elliott kick)  
Cowboys — E. Smith 29 run (Elliott kick)  
Cowboys — E. Smith 29 run (Elliott kick)  
Falcons — Rison 10 pass from Wilson (Johnson kick)  
Attendance — 67,036

	Cowboys	Falcons
First Downs	19	18
Total Net Yards	435	375
Net Yards Rushing	196	40
Net Yards Passing	239	335
Passes	21-18	46-34
Sacked/Yards	0/0	4/37
Passes Intercepted By	0	0
Punts-Average	2-53.0	2-49.5
Fumbles-Lost	0-0	4-3
Penalties-Yards	7-50	3-24

#### Rushing

Cowboys — E. Smith, 24 for 174, 2 touchdowns;  
Harper, 1 for 15; Richards, 3 for 5; Agee, 1 for 2.  
Falcons — Broussard, 4 for 17; Wilson, 2 for 15;  
T. Smith, 2 for 9; Jones, 2 for 3; Sanders, 1 for -4.

#### Passing

Cowboys — Aikman 18 of 21 for 239 yards, 3 touchdowns.  
Falcons — Wilson, 30 of 41 for 342 yards, 2 touchdowns; Tolliver, 4 of 5 for 30 yards.

#### Receiving

Cowboys — Irvin, 6 for 89; Novacek, 5 for 69, 1 touchdown; Harper, 3 for 53, 1 touchdown; Martin, 2 for 23, 1 touchdown; E. Smith, 2 for 5.  
Falcons — Pritchard, 9 for 105; Hill, 9 for 84, 1 touchdown; Rison, 6 for 45, 1 touchdown; Haynes, 5 for 100; Jones, 2 for 21; Broussard, 2 for 12; Milling, 1 for 5.

### Dallas 27, Chicago 14 At Dallas, Dec. 27, 1992

CHICAGO ..... 0 0 0 14-14  
DALLAS ..... 0 3 24 0-27

Cowboys — FG Elliott 21  
Cowboys — Smith 31 run (Elliott kick)  
Cowboys — Maryland 26 yard fumble return (Elliott kick)  
Cowboys — Richards 3 run (Elliott kick)  
Cowboys — FG Elliott 34  
Bears — Green 6 run (Butler kick)  
Bears — Zorich 42 yard fumble return (Butler kick)  
Attendance — 63,101

	Bears	Cowboys
First Downs	9	22
Total Net Yards	92	354
Net Yards Rushing	28	179
Net Yards Passing	64	175
Passes	23-9	31-18
Sacked/Yards	2/25	1/2
Passes Intercepted By	1	3
Punts-Average	7-43.7	2-43.5
Fumbles-Lost	2-1	4-3
Penalties-Yards	6-50	1-15

#### Rushing

Bears — Anderson, 3 for 17; Green, 3 for 11, 1 touchdown; Muster, 2 for 5; Lewis 7 for -5.  
Cowboys — E. Smith, 20 for 131, 1 touchdown; Agee, 9 for 30; Richards, 13 for 22, 1 touchdown; Beuerlein, 2 for -4.

#### Passing

Bears — Furrer, 9 of 23 for 89 yards, 3 interceptions.  
Cowboys — Beuerlein, 8 of 11 for 99 yards, 1 interception; Aikman, 10 of 20 for 78 yards.

#### Receiving

Bears — Morgan, 5 for 53; Jennings, 2 for 17; Davis, 1 for 13; Lewis, 1 for 6.  
Cowboys — Irvin, 5 for 46; Novacek, 3 for 39; Johnston, 3 for 24; Harper, 2 for 38; E. Smith, 2 for 8; Martin, 1 for 10; Agee, 1 for 6; Richards, 1 for 6.



## NFC Divisional Playoffs

### Dallas 34, Philadelphia 10 At Dallas, Jan. 10, 1993

PHILADELPHIA	3	0	0	7-10
DALLAS	7	10	10	7-34
Eagles	— FG Ruzek 32			
Cowboys	— Tennell 1 pass from Aikman (Elliott kick)			
Cowboys	— Novacek 6 pass from Aikman (Elliott kick)			
Cowboys	— FG Elliott 20			
Cowboys	— E. Smith 23 run (Elliott kick)			
Cowboys	— FG Elliott 43			
Cowboys	— Gainer 1 run (Elliott kick)			
Eagles	— Williams 18 pass from Cunningham (Ruzek kick)			
Attendance	— 63,721			

	Eagles	Cowboys
First Downs	12	22
Total Net Yards	178	346
Net Yards Rushing	63	160
Net Yards Passing	115	186
Passes	30-17	25-15
Sacked/Yards	5/45	2/14
Passes Intercepted By	0	0

	Eagles	Cowboys
Punts-Average	7-40.9	4-42.8
Fumbles-Lost	4-2	2-1
Penalties-Yards	6-76	5-30

### Rushing

Eagles — Walker, 6 for 29; Cunningham, 5 for 22; Sherman, 6 for 12.

Cowboys — E. Smith, 25 for 114, 1 touchdown; Gainer, 9 for 29, 1 touchdown; Aikman, 3 for 13; Johnston, 1 for 4.

### Passing

Eagles — Cunningham, 17 of 30 for 160 yards, 1 touchdown

Cowboys — Aikman, 15 of 25 for 200 yards, 2 touchdowns.

### Receiving

Eagles — Walker, 6 for 37; Williams, 4 for 48, 1 touchdown; Barnett, 4 for 44; Byars, 3 for 31.

Cowboys — Irvin, 6 for 88; Novacek, 3 for 36, 1 touchdown; Martin, 3 for 27; Harper, 1 for 41; Johnston, 1 for 7; Tennell, 1 for 1, 1 touchdown.

## NFC Championship Game

### Dallas 30, San Francisco 20 At San Francisco, Jan. 17, 1993

DALLAS	3	7	7	13-30
SAN FRANCISCO	7	3	3	7-20
Cowboys	— FG Elliott 20			
49ers	— Young 1 run (Cofer kick)			
Cowboys	— E. Smith 4 run (Elliott kick)			
49ers	— FG Cofer 28			
Cowboys	— Johnston 3 run (Elliott kick)			
49ers	— FG Cofer 42			
Cowboys	— E. Smith 16 pass from Aikman (Elliott kick)			
49ers	— Rice 5 pass from Young (Cofer kick)			
Cowboys	— Martin 6 pass from Aikman (kick blocked)			
Attendance	— 64,920			

	Cowboys	49ers
First Downs	24	24
Total Net Yards	416	415
Net Yards Rushing	121	114
Net Yards Passing	295	301
Passes	34-24	35-25
Sacked/Yards	4/27	3/12

	Cowboys	49ers
Passes Intercepted By	2	0
Punts-Average	4-35.8	1-57.0
Fumbles-Lost	1-0	2-2
Penalties-Yards	4-25	4-38

### Rushing

Cowboys — E. Smith, 24 for 114, 1 touchdown; Johnston, 2 for 7, 1 touchdown; Harper, 1 for 3; Aikman, 3 for 3.

49ers — Watters, 11 for 69; Young 8 for 33, 1 touchdown; Lee, 1 for 6; Rathman, 1 for 6.

### Passing

Cowboys — Aikman, 24 of 34 for 322 yards, 2 touchdowns

49ers — Young, 25 of 35 for 313 yards, 1 touchdown, 2 interceptions.

### Receiving

Cowboys — E. Smith, 7 for 59, 1 touchdown; Irvin, 6 for 86; Johnston, 4 for 26; Harper, 3 for 117; Novacek, 3 for 28; Martin, 1 for 6, 1 touchdown.

49ers — Rice, 8 for 123, 1 touchdown; Watters, 6 for 69; Rathman, 4 for 33; Jones, 3 for 40; Taylor, 3 for 33; Sherrard, 1 for 15.

## SUPER BOWL XXVII

**Dallas 52, Buffalo 17**  
**At Pasadena, Jan. 31, 1993**

BUFFALO ..... 7 3 7 0 — 17  
 DALLAS ..... 14 14 3 21 — 52

Bills — Thomas 2 run (Christie kick)

Cowboys — Novacek 23 pass from Aikman (Elliott kick)

Cowboys — J. Jones 2 yard fumble return (Elliott kick)

Bills — FG Christie 21

Cowboys — Irvin 19 pass from Aikman (Elliott kick)

Cowboys — Irvin 18 pass from Aikman (Elliott kick)

Cowboys — FG Elliott 20

Bills — Beebe 40 pass from Reich (Christie kick)

Cowboys — Harper 45 pass from Aikman (Elliott kick)

Cowboys — E. Smith 10 run (Elliott kick)

Cowboys — Norton 9 yard fumble return (Elliott kick)

Attendance — 98,374

	Bills	Cowboys
First Downs .....	22	20
Total Net Yards .....	362	408
Net Yards Rushing .....	108	137
Net Yards Passing .....	254	271
Passes .....	38-22	30-22
Sacked/Yards .....	4/22	1/2

	Bills	Cowboys
Passes Intercepted By .....	0	4
Punts-Average .....	3-45.3	4-32.8
Fumbles-Lost .....	8-5	4-2
Penalties-Yards .....	4-30	8-53

## Rushing

Bills — K. Davis, 15 for 86; Thomas, 11 for 19, 1 touchdown; Gardner, 1 for 3; Reich, 2 for 0.

Cowboys — E. Smith, 22 for 108, 1 touchdown; Aikman, 3 for 28; Gainer, 2 for 1; Johnston, 1 for 0; Beuerlein, 1 for 0.

## Passing

Bills — Reich, 18 of 31 for 194 yards, 1 touchdown, 2 interceptions; Kelly, 4 of 7 for 82 yards, 2 interceptions.

Cowboys — Aikman, 22 of 30 for 273 yards, 4 touchdowns.

## Receiving

Bills — Reed, 8 for 152; Thomas, 4 for 10; K. Davis, 3 for 16; Beebe, 2 for 50, 1 touchdown; Tasker, 2 for 30; Metzelaars, 2 for 12; McKeller, 1 for 6.

Cowboys — Novacek, 7 for 72, 1 touchdown; Irvin, 6 for 114, 2 touchdowns; E. Smith, 6 for 27; Johnston, 2 for 15; Harper, 1 for 45, 1 touchdown.



## 1992 Regular-Season Statistics

## RESULTS AND ATTENDANCE (13-3)

(W)	23-10	WASHINGTON	63,538	(SO)
(W)	34-28	@ N.Y. Giants	76,430	(SO)
(W)	31-20	PHOENIX	62,575	(SO)
		— BYE —		
(L)	7-31	@ Philadelphia	66,572	(SO)
(W)	27-0	SEATTLE	62,311	(SO)
(W)	17-10	KANSAS CITY	64,115	(SO)
(W)	28-13	@ L.A. Raiders	91,505	(SO)
(W)	20-10	PHILADELPHIA	65,012	(SO)
(W)	37-3	@ Detroit	74,816	(SO)
(L)	23-27	L.A. RAMS	63,690	(SO)
(W)	16-10	@ Phoenix	72,439	(SO)
(W)	30-3	N.Y. GIANTS	62,416	(SO)
(W)	31-27	@ Denver	74,946	(SO)
(L)	17-20	@ Washington	56,437	(SO)
(W)	41-17	@ Atlanta	67,036	(SO)
(W)	27-14	CHICAGO	63,101	(SO)

## TEAM STATISTICS

	DALLAS	OPP
FIRST DOWNS	324	241
Rushing	119	68
Passing	183	147
Penalty	22	26
Third Down-Made/Att.	87/208	50/184
Third Down Efficiency	41.8	27.2
Fourth Down-Made/Att.	8/12	7/15
TOTAL NET YARDS	5606	3933
Avg. Per Game	350.4	245.8
Total Plays	1014	873
Avg. Per Play	5.5	4.5
NET YARDS RUSHING	2121	1244
Avg. Per Game	132.6	77.8
Total Rushes	500	345
Avg. Per Rush	4.2	3.6
NET YARDS PASSING	3485	2689
Avg. Per Game	217.8	168.1
Sacked/Yards Lost	23/112	44/347
Gross Yards	3597	3036
Attempts/Completions	491/314	484/263
Pct. of Completions	64.0	54.3
Had Intercepted	15	17
PUNTS/AVERAGE	61/43.0	87/42.1
Net Punting Average	33.5	35.1
PUNT RETURNS/AVERAGE	44/12.5	34/11.7
KICKOFF RETURNS/AVERAGE	37/18.9	60/20.3
INTERCEPTIONS/AVG. RET.	17/9.3	15/20.0
PENALTIES/YARDS	91/650	94/727
FUMBLES/BALL LOST	16/9	25/14
TOUCHDOWNS	48	29
Rushing	20	11
Passing	23	16
Returns	5	2
EXTRA POINTS/ATTEMPTS	47/48	27/29
FIELD GOALS/ATTEMPTS	24/35	14/17
AVG. TIME OF POSS.	33:57	26:03

## RUSHING

	ATT	YDS	AVG	LG	TD
E. Smith	373	1713	4.6	68T	18
Richards	49	176	3.6	15	1
Aikman	37	105	2.8	19	1
Johnston	17	61	3.6	14	0
Agee	16	54	3.4	10	0
Harper	1	15	15.0	15	0
Martin	2	13	6.5	8	0
Beuerlein	4	-7	-1.8	-1	0
Irvin	1	-9	-9.0	-9	0

## COWBOY TOTALS

Opp. Totals	345	1244	3.6	28	11
-------------	-----	------	-----	----	----

## RECEIVING

	NO	YDS	AVG	LG	TD
Irvin	78	1396	17.9	87T	7
Novacek	68	630	9.3	34	6
E. Smith	59	335	5.7	26T	1
Harper	35	562	16.1	52	4
Martin	32	359	11.2	27	3
Johnston	32	249	7.8	18	2
Roberts	3	36	12.0	18	0
Agee	3	18	6.0	8	0
Richards	3	8	2.7	6	0
Gesek	1	4	4.0	4	0

## COWBOY TOTALS

Opp. Totals	263	3036	11.5	87T	23
-------------	-----	------	------	-----	----

## INTERCEPTIONS

	NO	YDS	AVG	LG	TD
Washington	3	31	10.3	16	0
Gant	3	19	6.3	11	0
Everett	2	28	14.0	17	0
Horton	2	15	7.5	15T	1
Holt	2	11	5.5	8	0
K. Smith	2	10	5.0	7	0
Brown	1	30	30.0	30	0
Myles	1	13	13.0	13	0
Harper	1	1	1.0	1	0

## COWBOY TOTALS

Opp. Totals	15	300	20.0	59	0
-------------	----	-----	------	----	---

## PUNTING

	NO	YDS	AVG	TB IN20	LG	BL	NET
Saxon	61	2620	43.0	9	19	58	0
COWBOY TOT.	61	2620	43.0	9	19	58	0
Opp. Totals	87	3660	42.1	3	17	73	2

## PUNT RETURNS

	NO	FC	YDS	AVG	LG	TD
Martin	42	18	532	12.7	79T	2
K. Smith	1	0	17	17.0	17	0
Horton	1	0	1	1.0	1	0

## COWBOY TOT.

Opp. Totals	34	6	397	11.7	65	0
-------------	----	---	-----	------	----	---

**1 9 9 2 S E A S O N**

SCORING	TDR	TDP	TDRt	FG	PAT	S	TP	KICKOFF RETURNS	NO	YDS	AVG	LG	TD	
Elliott	0	0	0	24/35	47/48e	0	119	Martin	24	503	21.0	59	0	
E. Smith	18	1	0	0/0	0/0	0	114	Holmes	3	70	23.3	28	0	
Irvin	0	7	0	0/0	0/0	0	42	Wright	8	117	14.6	21	0	
Novacek	0	6	0	0/0	0/0	0	36	K. Smith	1	9	9.0	9	0	
Martin	0	3	2b	0/0	0/0	0	30	Edwards	1	0	0.0	0	0	
Harper	0	4	0	0/0	0/0	0	24	<b>COWBOY TOTALS</b>	<b>37</b>	<b>699</b>	<b>18.9</b>	<b>59</b>	<b>0</b>	
Johnston	0	2	0	0/0	0/0	0	12	Opp. Totals	60	1217	20.3	42	0	
Aikman	1	0	0	0/0	0/0	0	6	<b>SCORE BY QUARTERS</b>	<b>1</b>	<b>2</b>	<b>3</b>	<b>4</b>	<b>OT</b>	<b>T</b>
Horton	0	0	1d	0/0	0/0	0	6	COWBOYS	108	116	134	51	-	409
Maryland	0	0	1f	0/0	0/0	0	6	Opp. Totals	54	53	51	85	-	243
Richards	1	0	0	0/0	0/0	0	6	<b>FIELD GOALS</b>	<b>11-19</b>	<b>20-29</b>	<b>30-39</b>	<b>40-49</b>	<b>50+</b>	
R. Williams	0	0	1c	0/0	0/0	0	6	COWBOYS	0-0	6-7	10-14	5-10	3-4	
Holt	0	0	0	0/0	0/0	1a	2	Opponents	1-1	4-4	4-5	5-7	0-0	
<b>COWBOY TOT.</b>	<b>20</b>	<b>23</b>	<b>5</b>	<b>24/35</b>	<b>47/48</b>	<b>1</b>	<b>409</b>							
<b>Opp. Totals</b>	<b>11</b>	<b>16</b>	<b>2*</b>	<b>14/17</b>	<b>27/29#</b>	<b>0</b>	<b>243</b>							

a-Blocked punt out of ez vs. Washington (9/7)  
 b-79 yd. punt return vs. Washington (9/7)  
 -74 yd. punt return vs. L.A. Rams (11/15)  
 c-3 yd. blocked punt return @ N.Y. Giants (9/13)  
 d-15 yd. int. return vs. Seattle (10/11)  
 e-miss PAT, blocked @ Phoenix (11/22)  
 f-26 yd. fumble return vs. Chicago (12/27)  
 \*-fumble rec. in endzone, Copeland, @ Washington (12/13)  
 -42 yd. fumble return, Zorich, vs. Chicago (12/27)  
 #-miss PAT, fumbled snap, @ L.A. Raiders (10/25)  
 -miss PAT, fumbled snap, @ Denver (12/6)

Elliott: (32M),(39,35);(33B,29);(48M)(31,51,42M);(51M,39);  
 (48M);(42M,38M,35,48);(25,42,30);(37,42,36);  
 (28);(45,33,53);(53,32M);(23);(47,22,46M);  
 (28M,21,34)  
 Opponents: (49);(-);(22,42);(40);(40M);(32);(-);(18);(36);  
 (33,44);(20);(35M,42,44M);(-);(32,22);(27);(-)

PASSING	ATT	COMP	YDS	PCT	AVG		PCT		SACKS/YDS	RATING	
					ATT	TD	TD	INT			
Aikman	473	302	3445	63.8	7.28	23	4.9	14	3.0	23/112	89.5
Beuerlein	18	12	152	66.7	8.44	0	0.0	1	5.6	0/0	69.7
<b>COWBOY TOTAL</b>	<b>491</b>	<b>314</b>	<b>3597</b>	<b>64.0</b>	<b>7.33</b>	<b>23</b>	<b>4.7</b>	<b>15</b>	<b>3.1</b>	<b>23/112</b>	<b>88.8</b>
<b>Opp. Totals</b>	<b>484</b>	<b>263</b>	<b>3036</b>	<b>54.3</b>	<b>6.27</b>	<b>16</b>	<b>3.3</b>	<b>17</b>	<b>3.5</b>	<b>44/347</b>	<b>69.9</b>



## 1992 REGULAR-SEASON DEFENSIVE STATISTICS

	Tackles		Sacks	Tkl/ Loss	QB		Passes		Fumbles For.-Rec.	Blk. Kck.	Special Teams	
	Solo	Ast.-Tot.			Pres.	Int.	Def.	Sol.-Ast.-Tot.				
1. Norton	64-56	-120		2(-6)	8		2	2-2	1			
2. R. Jones	55-53	-108	1.0	2(-2)	4		1	0-1				
3. Washington	51-44	-95		1(-2)			3	0-1			7-2	-9
4. Tolbert	46-41	-87	8.5	3(-11)	19		1	3-0				
5. V. Smith	33-36	-69	1.0	3(-9)	1			0-2			5-8	-13
6. Brown	45-16	-61		1(-3)		1	11	1-1			5-0	-5
7. Everett	27-31	-58		1(-3)		2	6	0-2			5-4	-9
8. Casillas	28-27	-55	3.0	3(-9)	14			0-1				
9. Gant	33-21	-54	3.0	1(-5)	9	3	10	3-1			10-3	-13
10. Maryland	26-23	-49	2.5	5(-10)	12			1-2				
11. Jeffcoat	23-19	-42	10.5	6(-10)	16		1	3-0				
12. Haley	21-18	-39	6.0	2(-3)	42		2	2-0				
13. Horton	18-16	-34			2	2	5					
14. Woodson	28-5	-33	1.0	1(-4)	2		4	1-0	1		4-5	-19
15. K. Smith	22-9	-31				2	8	1-0			3-1	-4
16. Holt	23-7	-30				2	9		1			
17. Lett	13-13	-26	3.5	1(-1)	19		4	0-1			5-4	-9
18. J. Jones	14-9	-23	4.0	2(-5)	11			1-0			5-0	-5
19. Myles	12-9	-21		1(-1)	2	1	1				11-4	-15
20. Bates	5-6	-11									2-0	-2
21. Edwards	5-5	-10			1		1				5-8	-13
22. R. Williams	5-2	-7			1						4-2	-6
23. Noonan	4-1	-5		1(-1)	1						4-2	-6
24. Pruitt	3-2	-5									2-2	-4
25. Hennings	1-1	-2									2-0	-2
26. Holmes	1-0	-1									2-0	-2
27. Hill	0-1	-1					1				1-0	-1
28. Harper	0-0	-0				1	1				0-1	-1
Agee											5-8	-13
Elliott											4-2	-6
Hellestrae											4-2	-6
Abrams											2-2	-4
Gainer											2-0	-2
Saxon											2-0	-2
J. Smith											1-0	-1
Johnston											0-1	-1





1992 SEASON

SCORING	TDR	TDP	TDRt	FG	PAT	S	TP	KICKOFF RETURNS	NO	YDS	AVG	LG	TD						
Elliott	0	0	0	24/35	47/48e	0	119	Martin	24	503	21.0	59	0						
E. Smith	18	1	0	0/0	0/0	0	114	Holmes	3	70	23.3	28	0						
Irvin	0	7	0	0/0	0/0	0	42	Wright	8	117	14.6	21	0						
Novacek	0	6	0	0/0	0/0	0	36	K. Smith	1	9	9.0	9	0						
Martin	0	3	2b	0/0	0/0	0	30	Edwards	1	0	0.0	0	0						
Harper	0	4	0	0/0	0/0	0	24	<b>COWBOY TOTALS</b>					37	699	18.9	59	0		
Johnston	0	2	0	0/0	0/0	0	12	<b>Opp. Totals</b>					60	1217	20.3	42	0		
Aikman	1	0	0	0/0	0/0	0	6	<b>SCORE BY QUARTERS</b>					1	2	3	4	OT	T	
Horton	0	0	1d	0/0	0/0	0	6	<b>COWBOYS</b>					108	116	134	51	-	409	
Maryland	0	0	1f	0/0	0/0	0	6	<b>Opp. Totals</b>					54	53	51	85	-	243	
Richards	1	0	0	0/0	0/0	0	6	<b>FIELD GOALS</b>					11-19	20-29	30-39	40-49	50+		
R. Williams	0	0	1c	0/0	0/0	0	6	<b>COWBOYS</b>					0-0	6-7	10-14	5-10	3-4		
Holt	0	0	0	0/0	0/0	1a	2	<b>Opponents</b>					1-1	4-4	4-5	5-7	0-0		
<b>COWBOY TOT.</b>								20	23	5	24/35	47/48	1	409					
<b>Opp. Totals</b>								11	16	2*	14/17	27/29#	0	243					

a-Blocked punt out of ez vs. Washington (9/7)  
 b-79 yd. punt return vs. Washington (9/7)  
 -74 yd. punt return vs. L.A. Rams (11/15)  
 c-3 yd. blocked punt return @ N.Y. Giants (9/13)  
 d-15 yd. int. return vs. Seattle (10/11)  
 e-miss PAT, blocked @ Phoenix (11/22)  
 f-26 yd. fumble return vs. Chicago (12/27)  
 \*-fumble rec. in endzone, Copeland, @ Washington (12/13)  
 -42 yd. fumble return, Zorich, vs. Chicago (12/27)  
 #-miss PAT, fumbled snap, @ L.A. Raiders (10/25)  
 -miss PAT, fumbled snap, @ Denver (12/6)

Elliott: (32M);(39,35);(33B,29);(48M)(31,51,42M);(51M,39);  
 (48M);(42M,38M,35,48);(25,42,30);(37,42,36);  
 (28);(45,33,53);(53,32M);(23);(47,22,46M);  
 (28M,21,34)  
 Opponents: (49);(-);(22,42);(40);(40M);(32);(-);(18);(36);  
 (33,44);(20);(35M,42,44M);(-);(32,22);(27);(-)

PASSING	ATT	COMP	YDS	PCT	AVG		PCT		PCT		SACKS/YDS	RATING
					ATT	TD	TD	INT	INT			
Aikman	473	302	3445	63.8	7.28	23	4.9	14	3.0	23/112	89.5	
Beuerlein	18	12	152	66.7	8.44	0	0.0	1	5.6	0/0	69.7	
<b>COWBOY TOTAL</b>	491	314	3597	64.0	7.33	23	4.7	15	3.1	23/112	88.8	
<b>Opp. Totals</b>	484	263	3036	54.3	6.27	16	3.3	17	3.5	44/347	69.9	



## 1992 Postseason Statistics

RESULTS AND ATTENDANCE (3-0)				RUSHING		ATT		YDS		AVG		LG		TD	
(W) 34-10 PHILADELPHIA	63,721	(SO)		E. Smith	71	336	4.7	38	3						
(W) 30-20 @ San Francisco	64,920	(SO)		Aikman	9	38	4.2	19	0						
(W) 52-17 Buffalo (SB XXVII)	98,374	(SO)		Gainer	11	30	2.7	9	1						
				Johnston	4	11	2.8	4	1						
				Harper	1	3	3.0	3	0						
				Beuerlein	1	0	0.0	0	0						
<b>TEAM STATISTICS</b>	<b>DALLAS</b>	<b>OPP</b>		<b>COWBOY TOTALS</b>	<b>97</b>	<b>418</b>	<b>4.3</b>	<b>38</b>	<b>5</b>						
FIRST DOWNS	66	58		Opp. Totals	67	285	4.3	16	2						
Rushing	26	20		<b>RECEIVING</b>	<b>NO</b>	<b>YDS</b>	<b>AVG</b>	<b>LG</b>	<b>TD</b>						
Passing	38	33		Irvin	18	288	16.0	33	2						
Penalty	2	5		Novacek	13	136	10.5	23t	2						
Third Down-Made/Att.	19/36	10/30		E. Smith	13	86	6.6	18	1						
Third Down Efficiency	52.8	33.3		Johnston	7	48	6.9	10	0						
Fourth Down-Made/Att.	0/2	2/5		Harper	5	203	40.6	70	1						
TOTAL NET YARDS	1170	955		Martin	4	33	8.3	12	1						
Avg. Per Game	390.0	318.3		Tennell	1	1	1.0	1t	1						
Total Plays	193	182		<b>COWBOY TOTALS</b>	<b>61</b>	<b>795</b>	<b>13.0</b>	<b>70</b>	<b>8</b>						
Avg. Per Play	6.1	5.2		Opp. Totals	64	749	11.7	40t	3						
NET YARDS RUSHING	418	285		<b>INTERCEPTIONS</b>	<b>NO</b>	<b>YDS</b>	<b>AVG</b>	<b>LG</b>	<b>TD</b>						
Avg. Per Game	139.3	95.0		Washington	2	34	17.0	21	0						
Total Rushes	97	67		Everett	2	22	11.0	22	0						
Avg. Per Rush	4.3	4.3		Norton	1	14	14.0	14	0						
NET YARDS PASSING	752	670		Brown	1	0	0.0	0	0						
Avg. Per Game	250.7	223.3		<b>COWBOY TOTALS</b>	<b>6</b>	<b>70</b>	<b>11.7</b>	<b>22</b>	<b>0</b>						
Sacked/Yards Lost	7/43	12/79		Opp. Totals	0	0	0.0	0	0						
Gross Yards	795	749		<b>PUNTING</b>	<b>NO</b>	<b>YDS</b>	<b>AVG</b>	<b>TB</b>	<b>IN20</b>	<b>LG</b>	<b>BL</b>	<b>NET</b>			
Attempts/Completions	89/61	103/64		Saxon	11	445	40.5	1	2	57	1	30.9			
Pct. of Completions	68.5	62.1		<b>COWBOY TOT.</b>	<b>12</b>	<b>445</b>	<b>37.1</b>	<b>1</b>	<b>2</b>	<b>57</b>	<b>1</b>	<b>30.9</b>			
Had Intercepted	0	6		Opp. Totals	11	479	43.5	1	5	57	0	37.4			
PUNTS/AVERAGE	12/37.1	11/43.5		<b>PUNT RETURNS</b>	<b>NO</b>	<b>FC</b>	<b>YDS</b>	<b>AVG</b>	<b>LG</b>	<b>TD</b>					
Net Punting Average	12/30.9	11/37.4		Martin	5	1	48	9.6	30	0					
PUNT RETURNS/AVERAGE	6/8.0	8/6.8		Washington	1	0	0	0.0	0	0					
KICKOFF RETURNS/AVERAGE	10/21.2	15/20.9		<b>COWBOY TOT.</b>	<b>6</b>	<b>1</b>	<b>48</b>	<b>8.0</b>	<b>30</b>	<b>0</b>					
INTERCEPTIONS/AVG. RET.	6/11.7	0/0.0		Opp. Totals	8	2	54	6.8	15	0					
PENALTIES/YARDS	17/108	14/144		<b>KICKOFF RETURNS</b>	<b>NO</b>	<b>YDS</b>	<b>AVG</b>	<b>LG</b>	<b>TD</b>						
FUMBLES/BALL LOST	7/3	14/9		Martin	9	201	22.3	39	0						
TOUCHDOWNS	15	5		K. Smith	1	11	11.0	11	0						
Rushing	5	2		<b>COWBOY TOTALS</b>	<b>10</b>	<b>212</b>	<b>21.2</b>	<b>39</b>	<b>0</b>						
Passing	8	3		Opp. Totals	15	314	20.9	50	0						
Returns	2	0		<b>SCORE BY QUARTERS</b>	<b>1</b>	<b>2</b>	<b>3</b>	<b>4</b>	<b>OT</b>	<b>T</b>					
EXTRA POINTS/ATTEMPTS	14/15	5/5		<b>COWBOYS</b>	<b>24</b>	<b>31</b>	<b>20</b>	<b>41</b>	<b>-</b>	<b>116</b>					
FIELD GOALS/ATTEMPTS	4/5	4/5		Opponents	17	6	10	14	-	47					
AVG. TIME OF POSS.	33:56	26:04													

SCORING		TD-Ru		-Pa	-Rt	PAT	FG	S	TP
Elliott	0	0	0	14/15a	4/5	0	26		
E. Smith	3	1	0	0/0	0/0	0	24		
Irvin	0	2	0	0/0	0/0	0	12		
Novacek	0	2	0	0/0	0/0	0	12		
Gainer	1	0	0	0/0	0/0	0	6		
Harper	0	1	0	0/0	0/0	0	6		
Johnston	1	0	0	0/0	0/0	0	6		
J. Jones	0	0	1b	0/0	0/0	0	6		
Martin	0	1	0	0/0	0/0	0	6		
Norton	0	0	1c	0/0	0/0	0	6		
Tennell	0	1	0	0/0	0/0	0	6		
COWBOY TOT.	5	8	2	14/15	4/5	0	116		
Opp. Totals	2	3	0	5/5	4/5	0	47		

a-miss PAT, blocked, @ San Francisco (1/17)

b-2 yd. fumble return vs. Buffalo (1/31)

c-9 yd. fumble return vs. Buffalo (1/31)

FIELD GOALS	11-19	20-29	30-39	40-49	50+
Elliott	0-0	3-3	0-0	1-2	0-0
COWBOYS	0-0	3-3	0-0	1-2	0-0
Opponents	0-0	2-2	1-1	1-2	0-0


Elliott: (20,43);(20,43M);(20)

Opponents: (32);(47M,28,42);(21)

PASSING	ATT	COMP	YDS	PCT	AVG	TD	PCT	PCT	INT	LG	SKS/YDS	RATING
Aikman	89	61	795	68.5	8.93	8	9.0	0	0.0	70	7/43	126.4
COWBOY TOTALS	89	61	795	68.5	8.93	8	9.0	0	0.0	70	7/43	126.4
Opp. Totals	103	64	749	62.1	7.27	3	2.9	6	5.8	40t	12/79	69.6

## 1992 POSTSEASON DEFENSIVE STATISTICS

	Tackles		Sacks	Tkl/ Loss	QB Pres.	Int.	Passes Def.	Fumbles For.-Rec.	Blk. Kck.	Special Teams	
	Solo	Ast.-Tot.								Solo	Ast.-Tot.
1. Norton	16	6 - 22		1(-2)	2	1	2	1 - 2			
2. Brown	15	5 - 20				1	3	1 - 0			
3. Everett	9	9 - 18	1.0			2	2	0 - 1		2-0	- 2
4. Woodson	10	4 - 14			1		1	1 - 0		3-2	- 5
5. K. Smith	11	2 - 13					2	0 - 1			
6. R. Jones	7	6 - 13			1					0-1	- 1
7. V. Smith	4	9 - 13								3-0	- 3
8. Maryland	7	5 - 12	2.0	2(-2)	3						
9. Washington	7	5 - 12				2	2			2-0	- 2
10. Casillas	6	6 - 12	3.0	1(-2)	3						
11. Haley	9	2 - 11	1.0	1(-4)	15		2	1 - 0			
12. Gant	5	5 - 10	1(-2)	1		1		1 - 0		3-0	- 3
13. Lett	5	5 - 10	1.0	2(-9)	2		2	3 - 1			
14. Jeffcoat	7	1 - 8	2.2		5			2 - 0			
15. Tolbert	3	5 - 8	2.0		7						
16. Edwards	5	1 - 6								2-0	- 2
17. J. Jones	3	2 - 5			6			0 - 2			
18. Holmes	2	1 - 3						0 - 1		3-3	- 6
19. Pruitt	1	2 - 3								2-1	- 3
20. Holt	1	1 - 2									
21. Horton	1	0 - 1								0-1	- 1
22. Hennings	0	0 - 0			1					1-2	- 3
Agee										1-3	- 4
Hellestrae										1-0	- 1
Elliott										0-1	- 1
Gainer										0-1	- 1
Johnston								0 - 1		0-1	- 1





**THE RECORDS**

## COWBOYS ALL-TIME LEADERS

### RUSHING

Player	Att.	Yards	Avg.	Long	TD
1. Dorsett, Tony (1977-87)	2,755	12,036	4.4	99t	72
2. Perkins, Don (1961-68)	1,500	6,217	4.2	59	42
3. Hill, Calvin (1969-74)	1,166	5,009	4.3	55	39
4. Newhouse, Robert (1973-83)	1,160	4,784	4.1	54	31
5. Smith, Emmitt (1990-1992)	979	4,213	4.3	75t	41
6. Garrison, Walt (1966-74)	899	3,886	4.3	41	30
7. Walker, Herschel (1986-89)	802	3,388	4.2	84t	26
8. Staubach, Roger (1969-79)	410	2,264	5.5	33	20
9. Springs, Ron (1979-84)	604	2,180	3.6	46	28
10. Marsh, Amos (1961-64)	427	2,065	4.8	71	14

### RECEIVING

Player	No.	Yards	Avg.	Long	TD
1. Pearson, Drew (1973-83)	489	7,822	16.0	67	48
2. Hill, Tony (1977-86)	479	7,988	16.7	75t	51
3. Dorsett, Tony (1977-87)	382	3,432	9.0	91	13
4. Hayes, Bob (1965-74)	365	7,295	20.0	95	71
5. Cosbie, Doug (1979-88)	300	3,728	12.4	61t	30
6. Clarke, Frank (1960-67)	281	5,214	18.6	80	50
7. DuPree, Billy Joe (1973-83)	267	3,565	13.4	42	41
8. Irvin, Michael (1988-92)	249	4,364	17.5	87t	27
9. Springs, Ron (1979-84)	222	2,029	9.1	80t	10
10. Newsome, Timmy (1980-88)	212	1,966	9.3	52	11
Martin, Kelvin (1987-92)	212	2,703	12.8	46	8

### RUSHING-RECEIVING

Player	Rushing	Receiving	Total
1. Dorsett, Tony (1977-87)	12,036	3,432	15,468
2. Hill, Tony (1977-86)	84	7,988	8,072
3. Pearson, Drew (1973-83)	190	7,822	8,012
4. Perkins, Don (1961-68)	6,217	1,310	7,527
5. Hayes, Bob (1965-74)	70	7,295	7,365

### PASSING (Min. 1500 att.)

Player	Att.	Comp.	Pct.	Yards	TD	Long	Int	Rating
1. Staubach, Roger (1969-79)	2,958	1,685	57.0	22,700	153	91t	109	83.5
2. White, Danny (1976-88)	2,950	1,761	59.7	21,959	155	80t	132	81.7
3. Aikman, Troy (1989-92)	1,528	920	60.2	10,527	54	87t	60	76.4
4. Meredith, Don (1960-68)	2,308	1,170	50.7	17,199	135	95t	111	74.7

### SCORING

Player	TD	PAT	FG	TP
1. Septien, Rafael (1978-86)	—	388	162	874
2. Dorsett, Tony (1977-87)	86	—	—	516
3. Hayes, Bob (1965-74)	76	—	—	456
4. Clark, Mike (1968-71,73)	—	180	69	386
5. Fritsch, Toni (1971-73,75)	—	119	66	317
6. Clarke, Frank (1960-67)	51	—	—	306
Hill, Tony (1977-86)	51	—	—	306
8. Pearson, Drew (1973-83)	50	—	—	300
9. Perkins, Don (1961-68)	45	—	—	270
Hill, Calvin (1969-74)	45	—	—	270

**THE RECORDS**

**FIELD GOALS (Min. 100 made)**

Player	Att.	Made	Pct.	Long
1. Septien, Rafael (1978-86)	226	162	.717	53

**PUNTING (Min. 300)**

Player	No.	Avg.	Long	Bik.
1. Saxon, Mike (1985-92)	591	41.5	64	4
2. White, Danny (1976-88)	612	40.1	73	4

**INTERCEPTIONS**

Player	No.	Yards	Avg.	Long	TD
1. Renfro, Mel (1964-77)	52	626	12.0	90	3
2. Walls, Everson (1981-89)	44	391	8.9	37	0
3. Waters, Charlie (1970-78,80-81)	41	584	14.2	56t	2
4. Thurman, Dennis (1978-85)	36	562	15.6	96	4
5. Downs, Michael (1981-88)	34	433	12.7	31	1
Green, Cornell (1962-74)	34	552	16.2	59	2
7. Jordan, Lee Roy (1963-76)	32	472	14.8	49	3
8. Harris, Cliff (1970-79)	29	281	9.7	60	1
9. Howley, Chuck (1961-73)	24	395	16.5	58	2
10. Bishop, Don (1960-65)	22	364	16.5	57	0

**PUNT RETURNS (Min. 75 returns)**

Player	No.	Yards	Avg.	Long	TD
1. Hayes, Bob (1965-74)	104	1,158	11.1	90	3
2. Martin, Kelvin (1987-92)	138	1,430	10.4	85t	3
3. Johnson, Butch (1976-83)	146	1,313	9.0	55	0
4. Jones, James (1980-85)	87	736	8.5	52	0
5. Renfro, Mel (1964-77)	109	842	7.7	69	1

**KICKOFF RETURNS (Min. 75 returns)**

Player	No.	Yards	Avg.	Long	TD
1. Renfro, Mel (1964-77)	85	2,246	26.4	100t	2
2. Johnson, Butch (1976-83)	79	1,832	23.2	74	0
3. Dixon, James (1989-91)	101	2,315	22.9	97t	1
4. Clack, Darryl (1986-89)	83	1,802	21.7	51	0

**COMBINED YARDAGE**

Player	Total	Rush	Rec	Int. Ret.	Punt Ret.	Kick Ret.	Fum. Ret.
1. Dorsett, Tony (1977-87)	15,501	12,036	3,432	—	—	—	33
2. Hayes, Bob (1965-74)	9,104	70	7,295	0	1,158	581	0
3. Hill, Tony (1977-86)	8,436	84	7,988	0	268	96	0
4. Pearson, Drew (1973-83)	8,180	190	7,822	0	13	155	0
5. Perkins, Don (1961-68)	8,005	6,217	1,310	0	8	443	0

## COWBOYS LEADERS BY YEARS

## RUSHING

Year	Player	Att.	Yds.	Avg.	Long	TD	NFL/NFC Rank
1960	Dupre, L.G.	104	362	3.5	18	3	20
1961	* Perkins, Don	200	815	4.1	47	4	6
1962	Perkins, Don	222	945	4.3	35	7	5
1963	Perkins, Don	149	614	4.1	19t	7	10
1964	Perkins, Don	174	768	4.4	59	6	5
1965	Perkins, Don	177	690	3.9	43	0	7
1966	Reeves, Dan	175	757	4.3	67t	8	6
1967	Perkins, Don	201	823	4.1	30	6	6
1968	Perkins, Don	191	836	4.4	28t	4	6
1969	* Hill, Calvin	204	942	4.6	55	8	2
1970	* Thomas, Duane	151	803	5.3	47t	5	8/5
1971	Thomas, Duane	175	793	4.5	56t	11	11/7
1972	Hill, Calvin	245	1,036	4.2	26	6	7/3
1973	Hill, Calvin	273	1,142	4.2	21	6	3/2
1974	Hill, Calvin	185	844	4.6	27	7	8/3
1975	Newhouse, Robert	209	930	4.4	29	2	9/4
1976	Dennison, Doug	153	542	3.5	14	6	35/18
1977	* Dorsett, Tony	208	1,007	4.8	84t	12	9/4
1978	Dorsett, Tony	290	1,325	4.6	63t	7	3/2
1979	Dorsett, Tony	250	1,107	4.4	41	6	11/8
1980	Dorsett, Tony	278	1,185	4.3	56	11	6/6
1981	Dorsett, Tony	342	1,646	4.8	75t	4	2/2
1982	Dorsett, Tony	177	745	4.2	99t	5	2/1
1983	Dorsett, Tony	289	1,321	4.6	77	8	6/5
1984	Dorsett, Tony	302	1,189	3.9	31t	8	7/7
1985	Dorsett, Tony	305	1,307	4.3	60t	7	6/4
1986	Dorsett, Tony	184	748	4.1	33	5	19/11
1987	Walker, Herschel	209	891	4.3	60t	7	6/3
1988	Walker, Herschel	361	1,514	4.2	38	5	2/1
1989	Palmer, Paul	112	446	4.0	63t	2	39/18
1990	* Smith, Emmitt	241	937	3.9	48t	11	10/5
1991	Smith, Emmitt	365	1,563	4.3	75t	12	1/1
1992	Smith, Emmitt	373	1,713	4.6	68t	18	1/1

## PASSING

Year	Player	Att.	Comp.	Pct.	Yds.	TD	Int.	Rating	NFL/NFC Rank
1960	LeBaron, E.	225	111	49.3	1,736	12	25	53.4	8
1961	LeBaron, E.	236	120	50.8	1,741	14	16	66.5	9
1962	LeBaron, E.	166	95	57.2	1,436	16	9	95.3	3
1963	Meredith, D.	310	167	53.9	2,381	17	18	73.2	10
1964	Meredith, D.	323	158	48.9	2,143	9	16	67.3	15
1965	Meredith, D.	305	141	46.2	2,415	22	13	79.7	8
1966	Meredith, D.	344	177	51.5	2,805	24	12	87.7	4
1967	Meredith, D.	255	128	50.2	1,834	16	16	68.6	8
1968	Meredith, D.	309	171	55.3	2,500	21	12	88.3	2
1969	Morton, C.	302	162	53.6	2,619	21	15	85.4	5
1970	Morton, C.	207	102	49.3	1,819	15	7	89.7	5/4
1971	Staubach, R.	211	126	59.7	1,882	15	4	104.8	1/1
1972	Morton, C.	339	185	54.6	2,396	15	21	65.9	15/7
1973	Staubach, R.	286	179	62.6	2,428	23	15	94.6	1/1
1974	Staubach, R.	360	190	52.8	2,552	11	15	68.5	14/7

\*Rookie

**THE RECORDS**

*Leaders By Years, Cont.*

**PASSING (Cont.)**

Year	Player	Att.	Comp.	Pct.	Yds.	TD	Int.	Rating	NFL/NFC Rank
1975	Staubach, R.	348	198	56.9	2,666	17	16	78.6	8/2
1976	Staubach, R.	369	208	56.4	2,715	14	11	79.9	8/5
1977	Staubach, R.	361	210	58.2	2,620	18	9	87.1	2/1
1978	Staubach, R.	413	231	55.9	3,190	25	16	84.9	1/1
1979	Staubach, R.	461	267	57.9	3,586	27	11	92.4	1/1
1980	White, D.	436	260	59.6	3,287	28	25	80.8	9/7
1981	White, D.	391	223	57.0	3,098	22	13	87.5	5/2
1982	White, D.	247	156	63.2	2,079	16	12	91.1	4/2
1983	White, D.	533	334	62.7	3,980	29	23	85.6	9/6
1984	White, D.	233	126	54.1	1,580	11	11	71.5	22/11
1985	White, D.	450	267	59.3	3,157	21	17	80.6	9/4
1986	Pelluer, S.	378	215	56.9	2,727	8	17	67.9	20/9
1987	White, D.	362	215	59.4	2,617	12	17	73.2	19/9
1988	Pelluer, S.	435	245	56.3	3,139	17	19	73.9	16/9
1989	Aikman, T.	293	155	52.9	1,749	9	18	55.7	27/14
1990	Aikman, T.	399	226	56.6	2,579	11	18	66.6	27/14
1991	Aikman, T.	363	237	65.3	2,754	11	10	86.7	6/4
1992	Aikman, T.	473	302	63.8	3,445	23	14	89.5	3/3

**RECEIVING**

Year	Player	No.	Yds.	Avg.	Long	TD	NFL/NFC Rank
1960	Doran, Jim	31	554	17.9	75t	3	21
1961	Howton, Billy	56	785	14.0	53	4	6
1962	Howton, Billy	49	706	14.4	69t	6	15
1963	Clarke, Frank	43	833	19.4	75t	10	3
1964	Clarke, Frank	65	973	15.0	49	5	3
1965	* Hayes, Bob	46	1,003	21.8	82t	12	13
1966	Hayes, Bob	64	1,232	19.3	95t	13	4
1967	Rentzel, Lance	58	996	17.2	74t	8	6
1968	Rentzel, Lance	54	1,009	18.7	65t	6	3
1969	Rentzel, Lance	43	960	22.3	75t	12	20
1970	Hayes, Bob	34	889	26.1	89t	10	45/26
1971	Garrison, Walt	40	396	9.9	36	1	23/10
1972	Hill, Calvin	43	364	8.5	33t	3	18/9
1973	Hill, Calvin	32	290	9.1	29	0	36/21
1974	Pearson, Drew	62	1,087	17.9	50t	2	3/2
1975	Pearson, Drew	46	822	17.9	46t	8	16/9
1976	Pearson, Drew	58	806	13.9	54	6	4/1
1977	Pearson, Drew	48	870	18.1	67	2	9/3
1978	Pearson, Drew	47	526	11.2	34	0	26/15
1979	Hill, Tony	60	1,062	17.7	75t	10	12/6
1980	Hill, Tony	60	1,055	17.6	58t	8	16/9
1981	Hill, Tony	46	953	20.7	63t	4	47/26
	Springs, Ron	46	359	7.8	32t	2	
1982	Hill, Tony	35	526	15.0	47	1	22/8
1983	Springs, Ron	73	589	8.1	80t	1	9/4
1984	Cosbie, Doug	60	789	13.2	36	4	28/12
1985	Hill, Tony	74	1,113	15.0	53t	7	9/3
1986	Walker, Herschel	76	837	11.0	84t	2	9/4
1987	Walker, Herschel	60	715	11.9	44	1	5/4
1988	Alexander, Ray	54	788	14.6	50t	6	34/21
1989	Martin, Kelvin	46	644	14.0	46	2	53/26

\* Rookie



**THE RECORDS**

*Leaders By Years, Cont.*

**RECEIVING (Cont.)**

Year	Player	No.	Yds.	Avg.	Long	TD	NFL/NFC Rank
1990	Martin, Kelvin	64	732	11.4	45	0	17/9
1991	Irvin, Michael	93	1,523	16.4	66t	8	2/1
1992	Irvin, Michael	78	1,396	17.9	87t	7	7/4

**PUNTING**

Year	Player	No.	Avg.	Long	Had Blocked	NFL/NFC Rank
1960	Sherer, Dave	57	42.5	67	1	7
1961	* Green, Allen	61	36.7	53	1	14
1962	Baker, Sam	57	45.4	72	0	3
1963	Baker, Sam	71	44.2	64	0	7
1964	* Lothridge, Billy	62	40.3	75	1	15
1965	Villaneuva, Danny	60	41.8	58	0	10
1966	Villaneuva, Danny	65	39.2	58	1	13
1967	Villaneuva, Danny	67	40.4	57	0	9
1968	Widby, Ron	59	40.9	84	0	5
1969	Widby, Ron	63	43.3	62	0	2
1970	Widby, Ron	69	41.3	59	1	10/2
1971	Widby, Ron	56	41.6	59	1	8/3
1972	* Bateman, Marv	51	38.2	61	0	24/13
1973	Bateman, Marv	55	41.6	62	2	11/7
1974	* Carrell, Duane	40	39.8	59	0	11/5
1975	* Hoopes, Mitch	68	39.4	55	1	16/9
1976	White, Danny	70	38.4	54	2	20/9
1977	White, Danny	80	39.6	57	1	12/8
1978	White, Danny	76	40.5	56	1	8/5
1979	White, Danny	76	41.7	73	0	4/2
1980	White, Danny	71	40.9	58	0	10/5
1981	White, Danny	81	40.8	60	0	14/8
1982	White, Danny	37	41.7	56	0	8/5
1983	White, Danny	38	40.6	50	1	DNQ
1984	White, Danny	82	38.4	54	0	28/14
1985	* Saxon, Mike	81	41.9	57	1	13/8
1986	Saxon, Mike	86	40.7	58	1	15/9
1987	Saxon, Mike	68	39.5	63	0	20/10
1988	Saxon, Mike	80	40.9	55	0	10/4
1989	Saxon, Mike	79	40.9	56	2	10/6
1990	Saxon, Mike	79	43.2	62	0	4/2
1991	Saxon, Mike	57	42.6	64	0	11/6
1992	Saxon, Mike	61	43.0	58	0	9/5

**SCORING**

Year	Player	TD	PAT	FG	Tot.	NFL/NFC Rank
1960	Cone, Fred	0	21	6	39	27
1961	Clarke, Frank	9	0	0	54	22
1962	Baker, Sam	0	50	14	92	6
1963	Baker, Sam	0	38	9	65	14
1964	* VanRaaphorse, Dick	0	28	14	70	13
1965	Villaneuva, Danny	0	37	16	85	10
1966	Villaneuva, Danny	0	56	17	107	2
1967	Hayes, Bob	11	0	0	66	16
	Reeves, Dan	11	0	0	66	
	* Rookie					

**THE RECORDS**

*Leaders By Years, Cont.*

**SCORING (Cont.)**

Year	Player	TD	PAT	FG	Tot.	NFL/NFC Rank
1968	Clark, Mike	0	54	17	105	2
1969	Clark, Mike	0	43	20	103	2
1970	Clark, Mike	0	35	18	89	12/8
1971	Clark, Mike	0	47	13	86	13/7
1972	Fritsch, Toni	0	36	21	99	7/3
1973	Fritsch, Toni	0	43	18	97	11/7
1974	* Herrera, Efren	0	33	8	57	26/9
1975	Fritsch, Toni	0	38	22	104	3/2
1976	Herrera, Efren	0	34	18	88	6/4
1977	Herrera, Efren	0	39	18	93	3/2
1978	Septien, Rafael	0	46	16	94	5/2
1979	Septien, Rafael	0	40	19	97	8/3
1980	Septien, Rafael	0	59	11	92	13/6
1981	Septien, Rafael	0	40	27	122	1/1
1982	Septien, Rafael	0	28	10	58	11/5
1983	Septien, Rafael	0	57	22	123	5/5
1984	Septien, Rafael	0	33	23	102	13/6
1985	Septien, Rafael	0	42	19	99	17/8
1986	Septien, Rafael	0	43	15	88	20/9
1987	Ruzek, Roger	0	26	22	92	5/3
1988	Ruzek, Roger	0	27	12	63	36/17
1989	Ruzek, Roger	0	14	5	29	DNQ
1990	* Willis, Ken	0	26	18	80	25/13
1991	Willis, Ken	0	37	27	118	3/2
1992	* Elliott, Lin	0	47	24	119	4/3

**FIELD GOALS**

Year	Player	Att.	Made	Pct.	Long	NFL/NFC Rank
1960	Cone, Fred	13	6	.462	45	12
1961	Bielski, Dick	9	6	.667	42	13
1962	Baker, Sam	27	14	.519	53	3
1963	Baker, Sam	20	9	.450	53	12
1964	* VanRaaphorst, Dick	29	14	.483	43	8
1965	Villaneuva, Danny	27	16	.593	41	7
1966	Villaneuva, Danny	31	17	.548	37	8
1967	Villaneuva, Danny	23	9	.391	34	14
1968	Clark, Mike	29	17	.586	50	7
1969	Clark, Mike	36	20	.555	47	5
1970	Clark, Mike	27	18	.667	43	7/4
1971	Clark, Mike	25	13	.520	48	19/9
1972	Fritsch, Toni	36	21	.583	54	18/8
1973	Fritsch, Toni	28	18	.643	37	12/4
1974	* Herrera, Efren	13	6	.615	39	11/5
1975	Fritsch, Toni	35	22	.629	43	14/8
1976	Herrera, Efren	23	18	.783	46	1/1
1977	Herrera, Efren	29	18	.621	52	12/1
1978	Septien, Rafael	26	16	.615	48	17/9
1979	Septien, Rafael	29	19	.655	51	9/4
1980	Septien, Rafael	17	11	.647	52	13/7
1981	Septien, Rafael	35	27	.771	47	4/3
1982	Septien, Rafael	14	10	.714	53	13/6
1983	Septien, Rafael	27	22	.815	47	7/3
1984	Septien, Rafael	29	23	.793	52	4/3

\* Rookie

**THE RECORDS**

*Leaders By Years, Cont.*

**FIELD GOALS (Cont.)**

Year	Player	Att.	Made	Pct.	Long	NFL/NFC Rank
1985	Septien, Rafael	28	19	.679	53	18/9
1986	Septien, Rafael	21	15	.714	50	11/5
1987	Ruzek, Roger	25	22	.880	49	2/1
1988	Ruzek, Roger	22	12	.546	50	25/14
1989	Zendejas, Luis	9	5	.556	47	DNQ
1990	* Willis, Ken	25	18	.720	49	17/8
1991	Willis, Ken	39	27	.692	54	21/11
1992	* Elliott, Lin	35	24	.686	53	18/10

**KICKOFF RETURNS**

Year	Player	No.	Yds.	Avg.	Long	TD	NFL/NFC Rank
1960	Franckhauser, Tom	26	526	20.2	46	0	19
1961	* Marsh, Amos	26	667	25.7	79	0	13
1962	Marsh, Amos	29	725	25.0	101t	1	10
1963	* Stiger, Jim	18	432	24.0	66	0	12
1964	* Renfro, Mel	40	1,017	25.4	65	0	7
1965	Renfro, Mel	21	630	30.0	100t	1	4
1966	Renfro, Mel	19	487	25.6	87t	1	9
1967	Garrison, Walt	20	366	18.3	36	0	23
1968	Baynham, Craig	23	590	25.7	40	0	7
1969	* Flowers, Richmond	11	283	25.7	30	0	29
1970	* Thomas, Duane	19	416	21.9	33	0	23/10
1971	Harris, Cliff	29	823	28.4	77	0	4/4
1972	Harris, Cliff	26	615	23.7	44	0	23/11
1973	Montgomery, Mike	6	175	29.2	63	0	DNQ
1974	* Morgan Dennis	35	823	23.5	43	0	21/11
1975	Pearson, Preston	16	391	24.4	42	0	13/7
1976	* Johnson, Butch	28	693	24.8	74	0	11/5
1977	Johnson, Butch	22	536	24.4	64	0	9/5
1978	Johnson, Butch	29	603	20.8	56	0	27/12
1979	* Springs, Ron	38	780	20.5	70	0	25/12
1980	* Jones, James	32	720	22.5	41	0	11/6
1981	Jones, James	27	517	19.1	33	0	36/17
1982	Fellows, Ron	16	359	22.4	35	0	16/9
1983	Fellows, Ron	43	855	19.9	53	0	26/12
1984	Allen, Gary	33	666	20.2	34	0	24/11
1985	* Lavette, Robert	34	682	20.1	34	0	27/13
1986	Lavette, Robert	36	699	19.4	37	0	27/12
1987	Clack, Darryl	29	635	21.9	48	0	9/7
1988	Burbage, Cornell	20	448	22.4	53	0	9/2
1989	* Dixon, James	47	1,181	25.1	97t	1	5/2
1990	Dixon, James	36	736	20.4	47	0	13/7
1991	Wright, Alexander	21	514	24.5	102t	1	3/2
1992	Martin, Kelvin	24	503	21.0	59	0	13/10

**PUNT RETURNS**

Year	Player	No.	Yds.	Avg.	Long	TD	NFL/NFC Rank
1960	Butler, Bill	13	131	10.1	46	0	2
1961	* Marsh, Amos	14	71	5.1	19	0	14
1962	Lockett, J.W.	8	45	5.6	17	0	14
1963	* Stiger, Jim	14	141	10.1	45	0	6
	* Rookie						

**THE RECORDS**

*Leaders By Years, Cont.*

**PUNT RETURNS (Cont.)**

Year	Player	No.	Yds.	Avg.	Long	TD	NFL/NFC Rank
1964	* Renfro, Mel	32	418	13.1	69t	1	3
1965	Renfro, Mel	24	145	6.0	35	0	9
1966	Hayes, Bob	17	106	6.2	18	0	7
1967	Hayes, Bob	24	276	11.5	69t	1	2
1968	Hayes, Bob	15	312	20.8	90t	2	1
1969	Hayes, Bob	18	179	9.9	50	0	3
1970	Hayes, Bob	15	116	7.7	34	0	20/7
1971	Harris, Cliff	17	129	7.6	35	0	11/4
1972	Harris, Cliff	19	78	4.1	21	0	21/11
1973	* Richards, Golden	21	139	6.6	46	0	23/10
1974	* Morgan, Dennis	19	287	15.1	98t	1	3/2
1975	Richards, Golden	28	288	10.3	43t	1	12/5
1976	* Johnson, Butch	45	489	10.9	55	0	8/4
1977	Johnson, Butch	50	423	8.5	38	0	20/7
1978	Johnson, Butch	51	401	7.9	23	0	18/9
1979	* Wilson, Steve	35	236	6.8	13	0	20/7
1980	* Jones, James	54	548	10.1	52	0	5/4
1981	Jones, James	33	188	5.7	17	0	28/14
1982	Fellows, Ron	25	189	7.6	17	0	18/8
1983	Hill, Rod	30	232	7.7	37	0	20/10
1984	Allen, Gary	54	446	8.3	18	0	16/8
1985	Bates, Bill	22	152	6.9	21	0	20/8
1986	Banks, Gordon	27	160	5.9	20	0	22/11
1987	* Martin, Kelvin	22	216	9.8	38	0	12/7
1988	Martin, Kelvin	44	360	8.2	21	0	17/7
1989	Shepard, Derrick	24	160	6.7	17	0	—
1990	Shepard, Derrick	20	121	6.1	13	0	20/13
1991	Martin, Kelvin	21	244	11.6	85t	1	3/3
1992	Martin, Kelvin	42	532	12.7	79t	2	2/2

**INTERCEPTIONS**

Year	Player	No.	Yds.	Avg.	Long	TD	NFL/NFC Rank
1960	Bishop, Don	3	13	4.3	13	0	25
	Franckhauser, Tom	3	11	3.7	9	0	
1961	Bishop, Don	8	172	21.5	57	0	2
1962	Bishop, Don	6	134	22.3	44	0	9
1963	Green, Cornell	7	211	30.1	55	0	6
1964	* Renfro, Mel	7	110	15.7	39t	1	4
1965	Green, Cornell	3	49	16.3	43	0	27
	Livingston, Warren	3	5	1.7	5	0	
	* Logan, Obert	3	5	1.7	3	0	
1966	Green, Cornell	4	88	22.0	41	1	21
1967	Green, Cornell	7	52	7.4	28	0	7
	Renfro, Mel	7	38	5.4	30	0	
1968	Howley, Chuck	6	115	19.2	58	1	11
1969	Renfro, Mel	10	118	11.8	41	0	1
1970	* Waters, Charlie	5	45	9.0	20	0	16/9
1971	Adderley, Herb	6	182	30.3	46	0	9/4
1972	Waters, Charlie	6	132	22.0	56	1	7/3
1973	Jordan, Lee Roy	6	78	13.0	31t	1	4/2
1974	Harris, Cliff	3	8	2.7	8	0	42/20
1975	Jordan, Lee Roy	6	80	13.3	38	0	7/4
	* Rookie						

**THE RECORDS**

*Leaders By Years, Cont.*

**INTERCEPTIONS (Cont.)**

Year	Player	No.	Yds.	Avg.	Long	TD	NFL/NFC Rank
1976	Washington, Mark	4	49	12.3	22	0	24/11
1977	Harris, Cliff	5	7	1.4	7	0	16/7
1978	Barnes, Benny	5	72	14.4	38	0	25/14
1979	Hughes, Randy	2	91	45.5	68	0	93/45
	Harris, Cliff	2	35	17.5	20	0	
	Barnes, Benny	2	20	10.0	11	0	
	Lewis, D.D.	2	8	4.0	5	0	
	Kyle, Aaron	2	0	0.0	0	0	
1980	Thurman, Dennis	5	114	22.8	78t	1	24/10
	Waters, Charlie	5	78	15.6	29	0	
1981	* Walls, Everson	11	133	12.1	33	0	1/1
1982	Walls, Everson	7	61	8.7	37	0	1/1
1983	Thurman, Dennis	6	49	8.2	34	0	15/8
1984	Downs, Michael	7	126	18.0	27t	1	4/2
1985	Walls, Everson	9	31	3.4	19	0	1/1
1986	Downs, Michael	6	54	9.0	31	0	11/7
1987	Walls, Everson	5	38	7.6	30	0	7/4
1988	Williams, Robert	2	18	9.0	12	0	81/47
	Downs, Michael	2	3	1.5	3	0	
	Walls, Everson	2	0	0.0	0	0	
1989	Lockhart, Eugene	2	14	7.0	12	0	81/41
1990	Holt, Issiac	3	72	24.0	64t	1	33/17
	Washington, James	3	24	8.0	13	0	
1991	Holt, Issiac	4	2	0.5	2	0	23/13
1992	Washington, James	3	31	10.3	16	0	43/20
	Gant, Kenneth	3	19	6.3	11	0	

**TACKLES**

Year	Player	Solo	Assists	Total
1979	Breunig, Bob	81	86	167
1980	Breunig, Bob	69	60	129
1981	Breunig, Bob	63	51	114
1982	Downs, Michael	49	21	70
1983	Breunig, Bob	69	57	126
1984	Downs, Michael	96	40	136
1985	Lockhart, Eugene	69	59	128
1986	Lockhart, Eugene	77	44	121
1987	Downs, Michael	58	28	86
1988	Bates, Bill	85	39	124
1989	Lockhart, Eugene	154	68	222
1990	Lockhart, Eugene	72	67	139
1991	Del Rio, Jack	77	53	130
1992	Norton, Ken	64	56	120

\* Rookie



## Cowboys Individual Records

1960 - 12 games; 1961-77 - 14 games; 1978-90 - 16 games.  
NOTE: The 1982 regular season was reduced to nine games and the 1987 season to 15 games due to players' strikes.

## SERVICE

## Most Seasons

- 15 Ed Jones, 1974-78, 1980-89
- 14 Bob Lilly, 1961-74
- 14 Lee Roy Jordan, 1963-76
- 14 Jethro Pugh, 1965-78
- 14 Randy White, 1975-88
- 14 Tom Rafferty, 1976-89

## Most Games Played

- 224 Ed Jones, 1974-78, 1980-89
- 209 Randy White, 1975-88
- 204 Tom Rafferty, 1976-89

## Most Consecutive Games Played

- 196 Bob Lilly, 1961-74
- 168 Cornell Green, 1962-74
- 167 Tom Rafferty, 1976-87

## Most Games Started

- 203 Ed Jones, 1974-78, 1980-89
- 194 Bob Lilly, 1961-74
- 183 Tom Rafferty, 1976-89

## Most Consecutive Games Started

- 154 Lee Roy Jordan, 1966-76
- 145 Cornell Green, 1964-74
- 135 Bob Lilly, 1965-74
- 135 D.D. Lewis, 1972-81

## SCORING

## Most Seasons Leading Team

- 9 Rafael Septien, 1978-86
- 4 Mike Clark, 1968-71

## Most Consecutive Seasons Leading Team

- 9 Rafael Septien, 1978-86
- 4 Mike Clark, 1968-71

## POINTS

## Career

- 874 Rafael Septien, 1978-86 (388-pat, 162-fg)
- 516 Tony Dorsett, 1977-87 (86-td)

## Season

- 123 Rafael Septien, 1983 (57-pat, 22-fg)
- 121 Rafael Septien, 1981 (40-pat, 27-fg)
- 119 Lin Elliott, 1992 (47-pat, 24-fg)

## Most Seasons, 100 or More Points

- 2 Mike Clark, 1968-69
- 2 Rafael Septien, 1981, 1983

## Season, Rookie

- 119 Lin Elliott, 1992 (47-pat, 24-fg)
- 80 Ken Willis, 1990 (26-pat, 18-fg)
- 78 Bob Hayes, 1965 (13-td)
- 78 Tony Dorsett, 1977 (13-td)

## Game

- 24 Dan Reeves, vs. Atl., 11/5/67 (4 TDs)
- 24 Bob Hayes, vs. Hou., 12/20/70 (4 TDs)
- 24 Calvin Hill, @ Buf., 9/19/71 (4 TDs)
- 24 Duane Thomas, vs. StL., 12/18/71 (4 TDs)
- 24 Emmitt Smith, vs. Pho., 12/16/90 (4 TDs)

## Game, Opponent

- 24 Dick James, @ Wash., 12/17/61
- 24 Harold Jackson, @ Rams, 10/14/73

## Most Consecutive Games Scoring

- 111 Rafael Septien, 1978-85

## TOUCHDOWNS

## Most Seasons Leading Team

- 7 Tony Dorsett, 1977-78, 1980, 1982-85

## Most Consecutive Seasons Leading Team

- 4 Tony Dorsett, 1982-85
- 4 Herschel Walker, 1986-89

## Career

- 86 Tony Dorsett, 1977-87 (72-r, 13-p, 1-ret.)
- 76 Bob Hayes, 1965-74 (2-r, 71-p, 3-ret.)
- 51 Frank Clarke, 1960-67 (1-r, 50-p)
- 51 Tony Hill, 1977-86 (51-p)

## Season

- 19 Emmitt Smith, 1992 (18-r, 1p)
- 16 Dan Reeves, 1966 (8-r, 8-p)
- 14 Frank Clarke, 1962, (14-p)

## Season, Rookie

- 13 Bob Hayes, 1965 (1-r, 12-p)
- 13 Tony Dorsett, 1977 (12-r, 1-p)

## Game

- 4 Dan Reeves, vs. Atl., 11/5/67 (2-r, 2-p)
- 4 Bob Hayes, vs. Hou., 12/20/70 (4-p)
- 4 Calvin Hill, @ Buf., 9/19/71 (4-r)
- 4 Duane Thomas, vs. StL., 12/18/71 (3-r, 1-p)
- 4 Emmitt Smith, vs. Pho., 12/16/90 (4-r)

## Game, Opponent

- 4 Dick James, @ Wash., 12/17/61 (3-r, 1-p)
- 4 Harold Jackson, @ Rams, 10/14/73 (4-p)

## Most Consecutive Games Scoring

## Touchdown

- 7 Frank Clarke, 1961-62
- 7 Bob Hayes, 1965-66

## POINTS AFTER TOUCHDOWN

## Most Attempted, Career

- 398 Rafael Septien, 1978-86
- 182 Mike Clark, 1968-71, 1973

## Most Attempted, Season

- 60 Rafael Septien, 1980
- 59 Rafael Septien, 1983
- 56 Danny Villanueva, 1966

## Most Attempted, Game

- 8 Danny Villanueva, vs. Phil., 10/19/66
- 8 Mike Clark, vs. Det., 9/15/68
- 8 Rafael Septien, vs. SFO, 10/12/80

## Most Made, Career

- 388 Rafael Septien, 1978-86
- 180 Mike Clark, 1968-71, 1973

## Most Made, Season

- 59 Rafael Septien, 1980
- 57 Rafael Septien, 1983
- 56 Danny Villanueva, 1966

THE RECORDS

*Cowboys Individual Records (Cont.)*

**Most Made, Game**

- 8 Rafael Septien, vs. SFO, 10/12/80
- 8 Mike Clark, vs. Det., 9/15/68
- 8 Danny Villanueva, vs. Phil., 10/19/66

**Game, Opponent**

- 7 Gerry Perry, @ STL., 12/9/62

**Most Consecutive Made**

- 99 Mike Clark, 1969-1971

**Highest Percentage Made (200 made)**

- 97.5 Rafael Septien (398-388)

**Most Made, No Misses, Season**

- 56 Danny Villanueva, 1966
- 54 Mike Clark, 1968

**FIELD GOALS**

**Most Attempted, Career**

- 226 Rafael Septien, 1978-88
- 119 Mike Clark, 1968-71, 1973
- 107 Toni Fritsch, 1971-73, 1975

**Most Attempted, Season**

- 39 Ken Willis, 1991
- 36 Toni Fritsch, 1972
- 36 Mike Clark, 1969

**Most Attempted, Game**

- 7 Mike Clark, @ Chi., 11/24/68
- 6 Toni Fritsch, vs. Rams, 9/21/75

**Most Attempted, Opponent/Game**

- 7 Sam Baker, @ Phil., 12/5/65

**Most Made, Career**

- 162 Rafael Septien, 1978-88
- 69 Mike Clark, 1968-71, 1973
- 66 Toni Fritsch, 1971-73, 1975

**Most Made, Season**

- 27 Rafael Septien, 1981
- 27 Ken Willis, 1991
- 24 Lin Elliott, 1992

**Most Made, Season, Rookie**

- 24 Lin Elliott, 1992
- 18 Ken Willis, 1990
- 14 Dick Van Raaphorst, 1964

**Most Made, Game**

- 5 Roger Ruzek, @ Rams, 12/21/87

**Most Made, Opponent/Game**

- 4 Many times, last by Al Del Greco, @ Hou., 11/10/91

**Most Made, No Misses, Game**

- 5 Roger Ruzek, @ Rams, 12/21/87

**Most Made, One Quarter**

- 4 Roger Ruzek, vs. N.Y. Giants, 11/2/87

**Most Consecutive Field Goals Made**

- 13 Lin Elliott, 1992
- 9 Rafael Septien, 1981
- 9 Ken Willis, 1991

**Most Consecutive Games Made**

- 10 Mike Clark, 1969-70
- 10 Toni Fritsch, 1972-73
- 10 Toni Fritsch, 1975

**Longest Field Goal**

- 54 Toni Fritsch, @ Gia., 9/24/72
- 54 Ken Willis, @ Cle., 9/1/91
- 53 6 times, last by Lin Elliott @ Den., 12/6/92

**Longest Field Goal, Opponent**

- 59 Tony Franklin, Phil., 11/12/79

**Most Made, 50 or More Yards, Career**

- 8 Rafael Septien, 1978-86
- 4 Ken Willis, 1990-91

**Most Made, 50 or More Yards, Season**

- 4 Ken Willis, 1991
- 3 Lin Elliott, 1992
- 2 Toni Fritsch, 1972
- 2 Rafael Septien, 1979, 1984

**Most Made, 50 or More Yards, Game**

- 1 By many, last by Lin Elliott, @ Denver, 12/6/92

**Highest Field Goal Percentage, Career (100 made)**

- 71.7 Rafael Septien, 1978-86 (226-162)

**Highest Field Goal Percentage, Season (Qualifiers)**

- 88.0 Roger Ruzek, 1987 (22-25)
- 81.5 Rafael Septien, 1983 (22-27)
- 79.3 Rafael Septien, 1984 (23-29)

**Highest Field Goal Percentage, Season, Rookie (Qualifiers)**

- 72.0 Ken Willis, 1990 (18-25)
- 68.6 Lin Elliott, 1992 (24-35)
- 61.5 Efrén Herrera, 1974 (8-13)

**SAFETIES**

**Most, Career**

- 2 Jethro Pugh, 1965-78
- 2 Benny Barnes, 1972-82
- 2 Harvey Martin, 1973-83

**Most, Season**

- 2 Benny Barnes, 1973

**Most, Game**

- 1 By many, last by Issiac Holt, vs. Wash., 9/7/92

**RUSHING**

**Most Seasons Leading Team**

- 10 Tony Dorsett, 1977-86
- 7 Don Perkins, 1961-65, 1967-68

**Most Consecutive Seasons Leading Team**

- 10 Tony Dorsett, 1977-86
- 5 Don Perkins, 1961-65

**Most Consecutive Games Leading Team**

- 32 Emmitt Smith, 1990-92
- 26 Herschel Walker, 1987-88

**ATTEMPTS**

**Career**

- 2,755 Tony Dorsett (1977-87)
- 1,500 Don Perkins (1961-68)
- 1,166 Calvin Hill (1969-74)

**Season**

- 373 Emmitt Smith, 1992
- 365 Emmitt Smith, 1991
- 361 Herschel Walker, 1988

**Season, Rookie**

- 241 Emmitt Smith, 1990
- 208 Tony Dorsett, 1977
- 204 Calvin Hill, 1969

**THE RECORDS**

**Cowboys Individual Records (Cont.)**

**Game**  
34 Emmitt Smith, @ Was., 11/24/91  
32 5 times, last by Emmitt Smith, vs. Atl., 12/22/91

**Game, Opponent**  
32 John Riggins, Wash., 10/14/84

**YARDS GAINED**

**Career**  
12,036 Tony Dorsett, 1977-87  
6,217 Don Perkins, 1961-68  
5,009 Calvin Hill, 1969-74

**Season**  
1,713 Emmitt Smith, 1992  
1,646 Tony Dorsett, 1981  
1,563 Emmitt Smith, 1991  
1,514 Herschel Walker, 1988  
1,325 Tony Dorsett, 1979

**Season, Rookie**  
1,007 Tony Dorsett, 1977  
942 Calvin Hill, 1969

**Game**  
206 Tony Dorsett, vs. Phil., 12/4/77  
183 Tony Dorsett, @ Gia., 11/9/80  
182 Emmitt Smith, @ Pho., 9/22/91

**Game, Rookie**  
206 Tony Dorsett, vs. Phil., 12/4/77  
150 Calvin Hill, @ Wash., 11/16/69  
141 Tony Dorsett, @ St.L., 10/9/77

**Game, Opponent**  
232 Jim Brown, Clev., 9/22/63  
206 Greg Bell, @ Buf., 11/18/84  
195 Earl Campbell, Hou., 11/22/79

**Longest Run (All TDs)**  
99 Tony Dorsett, @ Minn., 1/3/83  
84 Herschel Walker, vs. Phil., 12/14/86  
84 Tony Dorsett, vs. Phil., 12/4/77

**Longest Run, Opponent (All TDs)**  
85 Greg Bell, @ Buf., 11/18/84

**Most Seasons, 1,000 or More Yards**  
8 Tony Dorsett, 1977-81, 1983-85  
2 Calvin Hill, 1972-73  
2 Emmitt Smith, 1991-92

**Most Consecutive Seasons, 1,000 or More Yards**  
5 Tony Dorsett, 1977-81

**Most Games, 100 or More Yards, Career**  
43 Tony Dorsett, 1977-87  
18 Emmitt Smith, 1990-92  
16 Calvin Hill, 1969-74

**Most Games, 100 or More Yards, Season**  
9 Tony Dorsett, 1981  
8 Tony Dorsett, 1983  
8 Emmitt Smith, 1991

**Most Consecutive Games, 100 or More Yards**  
4 Tony Dorsett, 1979  
3 Tony Dorsett, 1981  
3 Tony Dorsett, 1983  
3 Emmitt Smith, 1991

**AVERAGE GAIN**

**Career (700 att.)**  
4.37 Tony Dorsett, 1977-87  
(2,755-12,036)  
4.32 Walt Garrison, 1966-74 (899-3,886)  
4.30 Emmitt Smith, 1990-92 (979-4,213)

**Season (Qualifiers)**  
5.6 Amos Marsh, 1962 (144-802)  
5.3 Duane Thomas, 1970 (151-803)  
4.9 Herschel Walker, 1986 (151-737)

**Game (10 att.)**  
12.1 Walt Garrison, vs. Wash., 12/9/72 (10-121)  
10.9 Amos Marsh, @ Wash., 11/4/62 (10-109)  
10.8 Dan Reeves, vs. Wash., 12/11/66 (10-108)

**TOUCHDOWNS**

**Most Seasons Leading Team**  
7 Tony Dorsett, 1977, 1979-80, 1982-85  
6 Don Perkins, 1961-64, 1966-67

**Most Consecutive Seasons Leading Team**  
4 Don Perkins, 1961-64  
4 Tony Dorsett, 1982-85  
4 Herschel Walker, 1986-89

**Career**  
72 Tony Dorsett, 1977-87  
42 Don Perkins, 1961-88  
41 Emmitt Smith, 1990-92

**Season**  
18 Emmitt Smith, 1992  
12 Tony Dorsett, 1977  
12 Herschel Walker, 1986  
12 Emmitt Smith, 1991

**Season, Rookie**  
12 Tony Dorsett, 1977  
11 Emmitt Smith, 1990

**Game**  
4 Calvin Hill, @ Buf., 9/19/71  
4 Emmitt Smith, vs. Pho., 12/16/90

**Game, Opponent**  
3 Jim Taylor, @ GBay, 11/13/60  
3 Dick James, Wash., 12/17/61  
3 Cleveland Gary, @ Rams, 11/18/90

**Most Consecutive Games Rushing for Touchdown**  
6 Tony Dorsett, 1977  
6 Tony Dorsett, 1980

**PASSING**

**Most Seasons Leading Team**  
8 Roger Staubach, 1971, 1973-79  
7 Danny White, 1980-85, 1987  
6 Don Meredith, 1963-68

**Most Consecutive Seasons Leading Team**  
7 Roger Staubach, 1973-79  
6 Don Meredith, 1963-68  
6 Danny White, 1980-85

**RATING**

**Highest, Career (1,500 att.)**  
83.5 Roger Staubach, 1969-79  
81.7 Danny White, 1976-88  
76.4 Troy Aikman, 1989-92



**THE RECORDS**

*Cowboys Individual Records (Cont.)*

- Highest Attempts/Sack Ratio, Season (qualifiers)**  
 22.9 Eddie LeBaron, 1961 (275-12)  
 21.7 Steve Pelluer, 1988 (456-21)  
 21.6 Troy Aikman, 1992 (496-23)

**PASS RECEIVING**

**RECEPTIONS**

- Most Seasons Leading Team**  
 5 Drew Pearson, 1974-78  
 5 Tony Hill, 1979-82, 1985
- Most Consecutive Seasons Leading Team**  
 5 Drew Pearson, 1974-78
- Most Consecutive Games Leading or Tied Team Lead**  
 8 Michael Irvin, 1991-92  
 6 Lance Rentzel, 1968-69  
 Bob Hayes, 1966-67  
 Billy Howton, 1961-62

- Career**  
 489 Drew Pearson, 1973-83  
 479 Tony Hill, 1977-86  
 382 Tony Dorsett, 1977-87

- Season**  
 93 Michael Irvin, 1991  
 78 Michael Irvin, 1992  
 76 Herschel Walker, 1986

- Season, Rookie**  
 46 Bob Hayes, 1965  
 41 Mike Sherrard, 1986  
 32 Don Perkins, 1961  
 32 Michael Irvin, 1988

- Game**  
 13 Lance Rentzel, vs. Wash., 11/19/67  
 12 Emmitt Smith, @ Phoe., 11/22/92  
 11 6 times, last by Jay Novacek, @ GBay, 10/6/91

- Game, Rookie**  
 8 Bob Hayes, vs. Phil., 10/10/65  
 7 Drew Pearson, vs. Mia., 11/22/73  
 7 Karl Powe, @ S.F., 12/22/85

- Game, Opponent**  
 12 J.R. Wilburn, @ Pitt., 10/22/67  
 12 Jerry Rice, S.F., 11/11/90

- Most Consecutive Games, Pass Reception**  
 72 Tony Hill, 1981-86  
 58 Drew Pearson, 1974-78

- Most Seasons 50 or More Pass Receptions**  
 4 Tony Hill, 1979-80, 1984-85  
 3 Drew Pearson, 1974, 1976, 1979  
 3 Herschel Walker, 1986-88

**YARDS**

- Most Seasons Leading Team**  
 8 Tony Hill, 1978-85  
 5 Bob Hayes, 1965-67, 1970-71
- Most Consecutive Seasons Leading Team**  
 8 Tony Hill, 1978-85  
 4 Frank Clarke, 1961-64  
 4 Drew Pearson, 1974-77

- Career**  
 7,988 Tony Hill, 1977-86  
 7,822 Drew Pearson, 1973-83  
 7,295 Bob Hayes, 1965-74

- Season**  
 1,523 Michael Irvin, 1991  
 1,396 Michael Irvin, 1992  
 1,232 Bob Hayes, 1966

- Season, Rookie**  
 1,003 Bob Hayes, 1965  
 744 Mike Sherrard, 1986  
 654 Michael Irvin, 1988

- Game**  
 246 Bob Hayes, @ Wash., 11/13/66  
 241 Frank Clarke, vs. Wash., 9/16/62  
 233 Lance Rentzel, vs. Wash., 11/19/67

- Game, Rookie**  
 203 James Dixon, @ Pho., 11/12/89  
 177 Bob Hayes, vs. Phil., 10/10/65

- Game, Opponent**  
 238 Harold Jackson, @ Rams, 10/14/73

- Longest Pass Reception (All TDs)**  
 95 Bob Hayes (from Meredith), vs. Wash., 11/13/66  
 91 Tony Dorsett (from Staubach), vs. Balt., 9/4/78  
 89 Bob Hayes (from Morton), vs. K.C., 10-25-70

- Most Seasons 1,000 or More Yards Pass Receiving**  
 3 Tony Hill, 1979-80, 1985  
 2 Bob Hayes, 1965-66  
 2 Drew Pearson, 1974, 1979  
 2 Michael Irvin, 1991-92

- Most Games, 100 or More Yards, Career**  
 26 Tony Hill, 1977-86  
 21 Bob Hayes, 1965-75  
 19 Drew Pearson, 1973-83

- Most Games, 100 or More Yards, Season**  
 7 Michael Irvin, 1991  
 6 Bob Hayes, 1967  
 6 Michael Irvin, 1992

- Most Consecutive Games, 100 or More Yards**  
 3 Lance Rentzel, 1968-69  
 3 Michael Irvin, 1991  
 3 Michael Irvin, 1992

**AVERAGE GAIN**

- Career (200 receptions)**  
 20.0 Bob Hayes, 1965-74 (365-7,295)  
 18.6 Frank Clarke, 1960-67 (281-5,214)  
 17.5 Michael Irvin, 1988-92 (249-4,364)

- Season (24 receptions)**  
 26.1 Bob Hayes, 1970 (34-889)  
 24.0 Bob Hayes, 1971 (35-840)  
 22.4 Frank Clarke, 1961 (41-919)

- Game (3 receptions)**  
 44.3 Tony Hill, @ Wash., 9/5/83 (3-133)  
 42.0 Frank Clarke, @ Gia., 10/20/63 (4-168)  
 39.7 Lance Rentzel, vs. N.O., 11/9/69 (3-119)

**THE RECORDS**

*Cowboys Individual Records (Cont.)*

**TOUCHDOWNS**

**Career**

- 71 Bob Hayes, 1965-74
- 51 Tony Hill, 1977-86
- 50 Frank Clarke, 1960-67

**Season**

- 14 Frank Clarke, 1962
- 13 Bob Hayes, 1966
- 12 Lance Rentzel, 1969
- 12 Bob Hayes, 1965

**Season, Rookie**

- 12 Bob Hayes, 1965
- 5 Billy Joe Dupree, 1973
- 5 Mike Sherrard, 1986
- 5 Michael Irvin, 1988

**Game**

- 4 Bob Hayes, vs. Hou., 12/20/70

**Game, Opponent**

- 4 Harold Jackson, @ Rams, 10/14/73

**Most Consecutive Games, Touchdown**

- 7 Frank Clarke, 1961-62
- 7 Bob Hayes, 1965-66

**RUSHING-RECEIVING**

**Most Seasons Leading Team**

- 9 Tony Dorsett, 1977-85
- 3 Calvin Hill, 1969, 1972-73
- 3 Herschel Walker, 1986-88
- 3 Emmitt Smith, 1990-92

**Most Consecutive Seasons Leading Team**

- 9 Tony Dorsett, 1977-85
- 3 Herschel Walker, 1986-88
- 3 Emmitt Smith, 1990-92

**ATTEMPTS**

**Career**

- 3,137 Tony Dorsett, 1977-87 (ru-2,755, re-382)
- 1,646 Don Perkins, 1961-68 (ru-1,500, re-146)
- 1,305 Calvin Hill, 1969-74 (ru-1,166, re-139)

**Season**

- 432 Emmitt Smith, 1992 (ru-373, re-59)
- 414 Herschel Walker, 1988 (ru-361, re-53)
- 414 Emmitt Smith, 1991 (ru-365, re-49)

**Season, Rookie**

- 265 Emmitt Smith, 1990 (ru-241, re-24)
- 237 Tony Dorsett, 1977 (ru-208, re-29)
- 232 Don Perkins, 1961 (ru-200, re-32)

**Game**

- 39 Emmitt Smith, @ GBay, 10/6/91 (ru-32, re-7)
- 38 Emmitt Smith, @ Cle., 9/1/91 (ru-32, re-6)
- 36 Herschel Walker vs. Gia., 10/11/89 (ru-27, re-4)

**YARDS**

**Career**

- 15,468 Tony Dorsett, 1977-87 (ru-12,036, re-3,432)
- 8,072 Tony Hill, 1977-86 (ru-84, re-7,988)
- 8,012 Drew Pearson, 1973-83 (ru-190, re-7,822)

**Season**

- 2,048 Emmitt Smith, 1992 (ru-1,713, re-335)
- 2,019 Herschel Walker, 1988 (ru-1,514, re-505)
- 1,971 Tony Dorsett, 1981 (ru-1,646, re-325)

**Season, Rookie**

- 1,280 Tony Dorsett, 1977 (ru-1,007, re-273)
- 1,174 Calvin Hill, 1969 (ru-942, re-232)
- 1,165 Emmitt Smith, 1990 (ru-937, re-228)

**Game**

- 292 Herschel Walker, vs. Phil., 12/14/86 (ru-122, re-170)
- 254 Tony Dorsett, vs. Balt., 9/4/78 (ru-147, re-107)
- 246 Bob Hayes, @ Wash., 11/13/66 (re-246)

**PUNTING**

**PUNTS**

**Career**

- 612 Danny White, 1976-88
- 591 Mike Saxon, 1985-92
- 247 Ron Widby, 1968-71

**Season**

- 86 Mike Saxon, 1986
- 82 Danny White, 1984
- 81 Danny White, 1981
- 81 Mike Saxon, 1985

**Season, Rookie**

- 81 Mike Saxon, 1985
- 68 Mitch Hoopes, 1975
- 62 Billy Lothridge, 1964

**Game**

- 11 Danny White, vs. Phil., 9/23/84
- 10 By Many, last by Mike Saxon, vs. Chic., 11/17/85

**Game, Opponent**

- 11 Danny Villanueva, @ Rams, 9/30/62
- 11 John James, @ Atl., 9/15/74
- 11 Marv Bateman, vs. Buff., 11/15/76
- 11 Rich Camarillo, vs. N.E., 11/22/84

**Longest Punt**

- 84 Ron Widby, @ N.O., 11/3/68
- 75 Billy Lothridge, vs. Gia., 10/11/64
- 75 Sam Baker, vs. Rams, 9/30/62

**Longest Punt, Opponent**

- 81 Tom McNeill, @ N.O., 9/28/69
- 78 Jerry Norton, STL., 11/5/61
- 78 Bill Van Heusen, @ Denv., 12/2/73

**AVERAGE GROSS YARDS**

**Career (300 punts)**

- 41.5 Mike Saxon, 1985-92 (591-24,542)
- 40.1 Danny White, 1976-84 (612-24,571)

**Season (Qualifiers)**

- 45.4 Sam Baker, 1962 (57-2,589)
- 44.2 Sam Baker, 1963 (71-3,138)
- 43.3 Ron Widby, 1969 (63-2,729)

**Season, Rookie**

- 41.9 Mike Saxon, 1985 (81-3,396)
- 40.3 Billy Lothridge, 1964 (62-2,501)
- 39.8 Duane Carrell, 1974 (40-1,591)

**THE RECORDS**

*Cowboys Individual Records (Cont.)*

**Game (4 punts)**

- 53.4 Ron Widby, @ N.O., 11/3/68 (5-267)
- 53.0 Marv Bateman, vs. Cinc., 11/4/73 (5-265)

**Game, Opponent (4 punts)**

- 54.3 Gary Collins, @ Clev., 10/17/65 (6-326)
- 54.0 Dave Jennings, Gia., 10/5/80 (5-270)

**AVERAGE NET YARDS**

**Career (300 punts)**

- 34.8 Mike Saxon, 1985-92 (591-24,542)
- 34.1 Danny White, 1976-88 (617-21,052)

**Season**

- 40.7 Sam Baker, 1962 (57-2,319)
- 40.6 Sam Baker, 1963 (71-2,882)
- 39.5 Dave Sherer, 1960 (57-2,249)

**Game (4 punts)**

- 50.6 Ron Widby, @ N.O., 11/3/68 (5-253)
- 49.0 Marv Bateman, vs. StL., 9/30/73 (4-191)
- 47.6 Sam Baker, vs. Gia., 12/1/63 (5-238)

**Game, Opponent (4 punts)**

- 51.0 Pat Studstill, Rams, 11/25/71 (4-204)
- 50.0 Dave Jennings, Gia., 10/5/80 (5-250)

**HAD BLOCKED**

**Career**

- 5 Danny White, 1976-88
- 4 Mike Saxon, 1985-92

**Season**

- 2 Marv Bateman, 1973
- 2 Danny White, 1976
- 2 Mike Saxon, 1989

**Most Consecutive Punts, None Blocked**

- 341 Danny White, 1978-83
- 204 Mike Saxon, 1989-92
- 190 Mike Saxon, 1986-89

**INSIDE 20**

**Career**

- 166 Mike Saxon, 1985-92
- 159 Danny White, 1976-88
- 45 Ron Widby, 1968-71

**Season**

- 28 Mike Saxon, 1986
- 27 Danny White, 1977
- 24 Mike Saxon, 1988

**Game**

- 5 Danny Villanueva, @ Clev., 10/17/65
- 5 Duane Carrell, vs. St.L., 11/3/74
- 4 By many, last by Mike Saxon, @ Det., 9/14/86

**Fewest Touchbacks in a Season**

**(Qualifiers)**

- 2 Danny White, 1982
- 3 Allen Green, 1961
- 3 Danny Villanueva, 1966
- 3 Marv Bateman, 1972

**PUNT RETURNS**

**Most Seasons Leading Team**

- 5 Bob Hayes, 1966-70
- 4 Kelvin Martin, 1987-88, 1991-92
- 3 Butch Johnson, 1976-78

**Most Consecutive Seasons Leading Team**

- 5 Bob Hayes, 1966-70
- 3 Butch Johnson, 1976-78

**RETURNS**

**Career**

- 146 Butch Johnson, 1976-83
- 138 Kelvin Martin, 1987-92
- 109 Mel Renfro, 1964-77

**Season**

- 54 James Jones, 1980
- 54 Gary Allen, 1984
- 51 Butch Johnson, 1978

**Season, Rookie**

- 54 James Jones, 1980
- 45 Butch Johnson, 1976
- 35 Steve Wilson, 1979

**Game**

- 9 Butch Johnson, vs. Buf., 11/15/76
- 8 Ron Fellows, vs. Clev., 11/25/82
- 7 By Many

**Game, Opponent**

- 8 Phil McConkey, Gia., 11/4/84
- 7 Phillip Epps, GBay, 9/23/84
- 7 Irving Fryar, N.E., 11/22/84
- 7 Vai Sikahema, @ StL, 9/13/87

**Career**

- 51 Kelvin Martin, 1987-92
- 38 Mel Renfro, 1964-77
- 38 Butch Johnson, 1976-83

**Season**

- 18 Golden Richards, 1973
- 18 Kelvin Martin, 1992
- 16 Cliff Harris, 1972

**Game**

- 4 Golden Richards, @ N.E., 11/16/75
- 4 Golden Richards, @ Wash., 11/7/74
- 4 Kelvin Martin, vs. Phil., 12/18/88

**Game, Opponent**

- 4 Jim Lindsey, Minn., 9/25/66
- 4 Rickie Harris, Wash., 12/11/66
- 4 Bruce Taylor, SFO, 11/23/72
- 4 Phillip Epps, GBay, 9/23/84
- 4 Jeff Groth, N.O., 10/21/84

**Career**

- 1,430 Kelvin Martin, 1987-92
- 1,313 Butch Johnson, 1976-83
- 1,158 Bob Hayes, 1965-74

**Season**

- 548 James Jones, 1980
- 532 Kelvin Martin, 1992
- 489 Butch Johnson, 1976

**Season, Rookie**

- 548 James Jones, 1980
- 489 Butch Johnson, 1976
- 418 Mel Renfro, 1964

## Cowboys Individual Records (Cont.)

<b>Game</b>
124 Kelvin Martin, @ Phil., 12/15/91
122 Bob Hayes, vs. Pitt., 12/8/68
117 Mel Renfro, vs. GBay, 11/29/64
117 Butch Johnson, vs. Buff., 11/15/76

<b>Game, Opponent</b>
105 Terance Mathis, @ Jets, 11/4/90
100 Johnny Bailey, @ Phoe., 11/22/92
88 Michael Harper, @ Jets, 10/4/87

<b>Longest Punt Return (All TDs)</b>
98 Dennis Morgan, vs. St.L, 10/13/74
90 Bob Hayes, vs. Pitt., 12/8/68
85 Kelvin Martin, @ Phil., 12/15/91

<b>Longest Punt Return/Opponent (All TDs)</b>
98 Terance Mathis, @ Jets, 11/4/90
78 Michael Harper, @ Jets, 10/4/87
74 John Roland, St.L, 11/16/70

## AVERAGE YARDAGE

<b>Career (75 returns)</b>
11.1 Bob Hayes, 1965-74 (104-1,158)
10.4 Kelvin Martin, 1987-92 (138-1,430)
9.0 Butch Johnson, 1976-83 (146-1,313)

<b>Season (Qualifiers)</b>
20.8 Bob Hayes, 1968 (15-312)
15.1 Dennis Morgan, 1974 (19-287)
13.1 Mel Renfro, 1964 (32-418)

<b>Season, Rookie (Qualifiers)</b>
15.1 Dennis Morgan, 1974 (19-287)
13.1 Mel Renfro, 1964 (32-418)
10.9 Butch Johnson, 1976 (45-489)

<b>Game (3 returns)</b>
40.7 Bob Hayes, vs. Pitt., 12/8/68 (3-122)
29.3 Mel Renfro, vs. GBay, 11/29/64 (4-117)
28.7 Gary Allen, vs. K.C., 11/20/83 (3-86)

<b>Game, Opponent (3 returns)</b>
30.0 Ron Smith, @ Oak., 12/14/74 (3-90)
29.3 Michael Harper, @ Jets, 10/4/87 (3-88)
25.0 Johnny Bailey, @ Phoe., 11/22/92 (4-100)

## TOUCHDOWNS

<b>Career</b>
3 Bob Hayes, 1965-74
3 Kelvin Martin 1987-92

<b>Season</b>
2 Bob Hayes, 1968
2 Kelvin Martin, 1992

<b>Game</b>
1 By many, last by Kelvin Martin, vs. Rams, 11/15/92

## KICKOFF RETURNS

<b>Most Seasons Leading Team</b>
3 Mel Renfro, 1964-66
3 Butch Johnson, 1976-78

<b>Most Consecutive Seasons Leading Team</b>
3 Mel Renfro, 1964-66
3 Butch Johnson, 1976-78

## RETURNS

<b>Career</b>
101 James Dixon, 1989-91
85 Mel Renfro, 1964-77
83 Darryl Clack, 1986-89

<b>Season</b>
47 James Dixon, 1989
43 Ron Fellows, 1983
40 Mel Renfro, 1964

<b>Game</b>
8 Mel Renfro, vs. GBay, 11/29/64
7 Robert Lavette, @ Gia., 10/6/85
6 By many players

<b>Game, Opponent</b>
8 Mel Gray, @ Det., 11/8/92
7 Terry Metcalf, @ St.L., 10/9/77
7 Dave Turner, Cinc., 9/30/79
7 James Owens, SFO, 10/12/80

## YARDS

<b>Career</b>
2,315 James Dixon, 1989-91
2,246 Mel Renfro, 1964-77
1,832 Butch Johnson, 1976-83

<b>Season</b>
1,181 James Dixon, 1989
1,017 Mel Renfro, 1964
855 Ron Fellows, 1983

<b>Season, Rookie</b>
1,181 James Dixon, 1989
1,017 Mel Renfro, 1964
823 Dennis Morgan, 1974

<b>Game</b>
193 Alexander Wright, vs. Atl., 12/22/91
186 James Dixon, @ GBay, 10/8/89
168 Mel Renfro, @ Wash., 11/22/64

<b>Game, Opponent</b>
247 Tim Brown, @ Phil., 11/6/66
188 James Owens, SFO, 10/12/80
178 Mel Gray, @ Det., 11/8/92

<b>Longest Kickoff Return (all TDs)</b>
102 Alexander Wright, vs. Atl., 12/22/91
101 Amos Marsh, vs. Phil., 10/14/62
101 Ike Thomas, vs. Jets, 12/4/71

<b>Longest Kickoff Return, Opponent (All TDs)</b>
108 Roy Green, St.L., 10/21/79
93 Jim Butler, Pitt., 10/30/66
93 Tim Brown, @ Phil., 11/6/66

## AVERAGE YARDAGE

<b>Career (75 returns)</b>
26.4 Mel Renfro, 1964-77 (85-2,246)
23.2 Butch Johnson, 1976-83 (79-1,832)
22.9 James Dixon, 1989-91 (101-2,315)

<b>Season (Qualifiers)</b>
30.0 Mel Renfro, 1965 (21-630)
28.4 Cliff Harris, 1971 (29-823)
26.5 Bob Hayes, 1965 (17-450)

<b>Season, Rookie (Qualifiers)</b>
26.5 Bob Hayes, 1965 (17-450)
25.7 Amos Marsh, 1961 (26-667)
25.4 Mel Renfro, 1964 (40-1,017)

<b>Game (3 returns)</b>
48.0 Mark Washington, @ Wash., 11/22/70
43.6 Ike Thomas, vs. Rams, 11/25/71
42.0 Mel Renfro, @ Wash., 11/12/64 (4-168)

**THE RECORDS**

*Cowboys Individual Records (Cont.)*

**Game, Opponent (3 returns)**

- 49.4 Tim Brown, @ Phil., 11/6/66 (5-247)
- 40.8 Mike Nelms, Wash., 11/22/81 (4-163)
- 40.0 Jim Butler, Pitt., 10/30/66 (3-120)

**TOUCHDOWNS**

**Career**

- 2 Mel Renfro, 1964-77
- 2 Ike Thomas, 1971
- 2 Alexander Wright, 1990-91

**Season**

- 2 Ike Thomas, 1971

**Game**

- 1 By many players, last by Alexander Wright, vs. Atl., 12/22/91

**Game, Opponent**

- 2 Tim Brown, @ Phil., 11/6/66

**COMBINED KICK RETURNS**

**MOST RETURNS**

**Career**

- 225 Butch Johnson, 1976-83 (p-146, k-79)
- 194 Mel Renfro, 1964-77 (p-109, k-85)
- 189 Kelvin Martin, 1987-92, (p-138, k-51)

**Season**

- 87 Gary Allen, 1984 (p-54, k-33)
- 86 James Jones, 1980 (p-54, k-32)
- 80 Butch Johnson, 1978 (p-51, k-29)

**Game**

- 12 Mel Renfro, vs. GBay, 11/29/64 (p-4, k-8)
- 11 Butch Johnson, vs. Buff., 11/15/76 (p-9, k-2)
- 10 Mel Renfro, @ Wash, 11/13/66 (p-5, k-5)

**Game, Opponent**

- 12 Larry Jones, Wash., 12/13/75 (p-6, k-6)
- 10 Phil Mc Conkey, NYG, 11/4/84 (p-8, k-2)
- 10 Stump Mitchell, @ StL., 9/11/83 (p-5, k-5)

**YARDS GAINED**

**Career**

- 3,145 Butch Johnson, 1976-83 (p-1,313, k-1,832)
- 3,088 Mel Renfro, 1964-77 (p-842, k-2,246)
- 2,427 Kelvin Martin, 1987-92 (p-1,430, k-997)

**Season**

- 1,435 Mel Renfro, 1964 (p-418, k-1,017)
- 1,268 James Jones, 1980 (p-548, k-720)
- 1,182 Butch Johnson, 1976 (p-489, k-693)

**Game**

- 273 Mel Renfro, vs. GBay, 11/29/64 (p-117, k-156)
- 212 Butch Johnson, vs. Buff., 11/15/76 (p-117, k-95)
- 210 Mel Renfro, @ Wash., 11/22/64 (p-42, k-168)

**Game, Opponent**

- 247 Tim Brown, @ Phil., 11/6/66 (k-247)
- 213 Stump Mitchell, St.L., 9/11/83 (p-53, k-160)
- 188 James Owens, SFO, 10/12/80 (k-188)

**TOUCHDOWNS**

**Career**

- 3 Bob Hayes, 1965-74 (p-3)
- 3 Mel Renfro, 1964-77 (p-1, k-2)
- 3 Kelvin Martin, 1987-92 (p-3)

**Season**

- 2 Bob Hayes, 1968 (p-2)
- 2 Ike Thomas, 1971 (k-2)
- 2 Kelvin Martin, 1992 (p-2)

**Game**

- 1 By many players, last by Kelvin Martin, vs. Rams, 11/15/92

**Game, Opponent**

- 2 Tim Brown, @ Phil., 11/6/66 (k-2)

**COMBINED NET YARDS**

Rushing, receiving, interception returns, kickoff returns, punt returns and fumble returns

**Most Seasons Leading Team**

- 9 Tony Dorsett, 1977-85
- 3 Calvin Hill, 1969, 1972-73
- 3 Herschel Walker, 1986-88
- 3 Emmitt Smith, 1990-92

**Most Consecutive Seasons Leading Team**

- 9 Tony Dorsett, 1977-85
- 3 Herschel Walker, 1986-88
- 3 Emmitt Smith, 1990-92

**ATTEMPTS**

**Career**

- 3,153 Tony Dorsett, 1977-87
- 1,677 Don Perkins, 1961-68
- 1,314 Calvin Hill, 1969-74

**Season**

- 433 Emmitt Smith, 1992
- 417 Herschel Walker, 1988
- 415 Emmitt Smith, 1991

**Game**

- 39 Emmitt Smith, @ GBay, 10/6/91 (ru-32, re-7)
- 38 Emmitt Smith, @ Cle., 9/1/91 (ru-32, re-6)
- 36 Calvin Hill, @ Chi., 9/16/73 (ru-31, re-4, fum.-1)
- 36 Herschel Walker, vs. Gia., 10/1/89 (ru-27, re-9)

**YARDS**

**Career**

- 15,501 Tony Dorsett, 1977-87
- 9,104 Bob Hayes, 1965-74
- 8,436 Tony Hill, 1977-86

**Season**

- 2,048 Emmitt Smith, 1992
- 2,019 Herschel Walker, 1988
- 1,998 Amos Marsh, 1962

**THE RECORDS**

*Cowboys Individual Records (Cont.)*

**Season, Rookie**

- 1,688 James Dixon, 1989
- 1,598 Bob Hayes, 1965
- 1,564 Don Perkins, 1961

**Game**

- 292 Herschel Walker, vs. Phil., 12/14/86
- 285 Calvin Hill, @ Wash., 11/16/69

**INTERCEPTIONS BY**

**Most Seasons Leading Team**

- 5 Everson Walls, 1981-82, 1985, 1987-88
- 4 Cornell Green, 1963, 1965-67

**Most Consecutive Seasons Leading Team**

- 3 Don Bishop, 1960-62
- 3 Cornell Green, 1965-67

**Career**

- 52 Mel Renfro, 1964-77
- 44 Everson Walls, 1981-89
- 41 Charlie Waters, 1970-78, 1980-81

**Season**

- 11 Everson Walls, 1981
- 10 Mel Renfro, 1969
- 9 Everson Walls, 1985

**Season, Rookie**

- 11 Everson Walls, 1981
- 7 Mel Renfro, 1964
- 7 Michael Downs, 1981

**Game**

- 3 Herb Adderley, @ Phil., 9/26/71
- 3 Lee Roy Jordan, vs. Cinc., 11/4/73
- 3 Dennis Thurman, vs. Phil., 12/13/81

**Consecutive Games Intercepted By**

- 5 Don Bishop, 1961
- 4 Charlie Waters, 1972-73
- 4 Dennis Thurman, 1985

**Game, Opponent**

- 3 7 times, last by Terry Kinard, @ Gia., 9/20/87

**YARDS GAINED**

**Career**

- 626 Mel Renfro, 1964-77
- 584 Charlie Waters, 1970-78, 1980-81
- 562 Dennis Thurman, 1978-85

**Season**

- 211 Cornell Green, 1963
- 187 Dennis Thurman, 1981
- 182 Herb Adderley, 1971

**Season, Rookie**

- 136 Mike Gaechter, 1962
- 133 Everson Walls, 1981
- 110 Mel Renfro, 1964

**Game**

- 121 Mike Gaechter, vs. Wash., 11/3/63
- 102 Herb Adderley, @ Phil., 9/26/71
- 100 Mike Gaechter, vs. Phil., 10/14/62

**Game, Opponent**

- 110 Jim Steffen, @ Wash., 9/29/63
- 102 Erich Barnes, Gia., 10/15/61
- 98 Delles Howell, @ N.O., 10/17/71
- 98 Ross Fichtner, @ Cle., 10/23/66

**Longest Returns (All TDs except as noted)**

- 100 Mike Gaechter, vs. Phil., 10/14/62
- 96 Dennis Thurman, @ Wash., 9/6/81 (no TD)
- 90 Mel Renfro, vs. StL., 10/4/65

**Longest Return, Opponent (All TDs except as noted)**

- 102 Erich Barnes, Gia., 10/15/61
- 96 Ray Crockett, @ Det., 10/27/91
- 89 Bruce Maher, Gia., 11/10/68 (no TD)

**TOUCHDOWNS**

**Career**

- 4 Dennis Thurman, 1977-85
- 3 Mel Renfro, 1964-77
- 3 Lee Roy Jordan, 1963-76

**Season**

- 1 By many players, last by Ray Horton, vs. Seat., 10/11/92

**FUMBLES**

**OPPONENTS' FUMBLES RECOVERED**

**Career**

- 19 Ed Jones, 1974-78, 1980-89
- 16 Chuck Howley, 1961-73
- 16 Dave Edwards, 1963-75
- 16 Lee Roy Jordan, 1963-76
- 16 Cliff Harris, 1970-79

**Season**

- 5 Don Healy, 1961
- 4 Jerry Norton, 1962
- 4 Jethro Pugh, 1967
- 4 Larry Cole, 1971
- 4 Jethro Pugh, 1973
- 4 Dextor Clinkscale, 1983
- 4 Eugene Lockhart, 1985

**Game**

- 2 Many times, last by Thomas Everett, @ Atl., 12/21/92

**Longest Fumble Returns (All TDs)**

- 97 Chuck Howley, vs. Atl., 10/2/66
- 86 Michael Downs, @ Hou., 12/13/82
- 84 Don Bishop, vs. StL., 10/28/62

**OPPONENTS' FUMBLE RETURNED FOR TOUCHDOWNS**

**Career**

- 3 Bob Lilly, 1961-74
- 2 Cornell Green, 1962-74
- 2 Benny Barner, 1972-82
- 2 Mike Hegman, 1976-88
- 2 Michael Downs, 1981-88
- 2 Jim Jeffcoat, 1983-91

**SACKS**

**Most Seasons Led Team**

- 7 Harvey Martin, 1974-77, 1979-80, 1982
- 5 Jethro Pugh, 1968-72
- 4 Jim Jeffcoat, 1985-86, 1989, 1992

**Most Consecutive Seasons Leading Team**

- 5 Jethro Pugh, 1968-72
- 4 Harvey Martin, 1974-77

**THE RECORDS**

*Cowboys Individual Records (Cont.)*

**TOTAL SACKS**

- Career**  
 113 Harvey Martin, 1973-83  
 111 Randy White, 1975-88  
 105 Ed Jones, 1974-78, 1980-89
- Season**  
 20 Harvey Martin, 1977  
 16 Randy White, 1978  
 15 1/2 Jethro Pugh, 1968
- Season, Rookie**  
 9 Harvey Martin, 1973  
 7 1/2 Jimmie Jones, 1990  
 6 1/2 Bruce Thornton, 1979
- Game**  
 5 Bob Lilly, @ Pitt., 11/20/66  
 5 Jim Jeffcoat, @ Wash., 11/10/85  
 4 many times, last by Ed Jones, vs. Gia., 11/2/87
- Game, Rookie**  
 3 Randy White, @ Det., 10/6/75  
 3 Randy White, @ N.E., 11/16/75  
 2 1/2 5 times, last by Jimmie Jones, vs. T.B., 10/7/90
- Game, Opponent**  
 4 1/2 Jim Katcavage, @ Gia., 10/20/63  
 4 1/2 Clyde Simmons, Phil., 9/15/91

**TACKLES**

**COMBINED TACKLES**

- Career**  
 1,236 Lee Roy Jordan, 1963-76  
 1,104 Randy White, 1975-88  
 1,032 Ed Jones, 1974-78, 1980-89
- Season**  
 222 Eugene Lockhart, 1989  
 167 Bob Breunig, 1979
- Season, Rookie**  
 108 Robert Jones, 1992  
 86 Eugene Lockhart, 1984
- Game**  
 21 Lee Roy Jordan, vs. Phil., 9/26/71  
 19 Eugene Lockhart, vs. Phoe., 10/29/89  
 18 Eugene Lockhart, vs. Wash., 9/24/89

**SOLO TACKLES**

- Career**  
 743 Lee Roy Jordan, 1963-76  
 701 Randy White, 1975-88  
 693 Ed Jones, 1974-78, 1980-89
- Season**  
 154 Eugene Lockhart, 1989  
 100 Lee Roy Jordan, 1975
- Game**  
 16 Eugene Lockhart, vs. Phoe., 10/29/89  
 14 Lee Roy Jordan, vs. Phil., 10/28/73  
 13 Eugene Lockhart, vs. Wash., 9/24/89

**ASSISTED TACKLES**

- Career**  
 493 Lee Roy Jordan, 1963-76  
 466 Bob Breunig, 1975-84  
 403 Randy White, 1975-88
- Season**  
 101 Jerry Tubbs, 1960
- Game**  
 15 Jerry Tubbs, vs. Chic., 11/27/60

**BLOCKED KICKS**

**BLOCKED PUNTS**

- Career**  
 4 Issiac Holt, 1989-92  
 2 Billy Joe DuPree, 1973-83  
 2 Thomas Henderson, 1975-79  
 2 Aaron Kyle, 1976-79  
 2 Charlie Waters, 1970-78, 1980-81
- Season**  
 2 Billy Joe DuPree, 1973  
 2 Aaron Kyle, 1976  
 2 Issiac Holt, 1990
- Game**  
 2 Billy Joe DuPree, vs. Gia., 10/21/73
- Game, Opponent**  
 1 By many, last by Dwayne Jiles, @ Gia., 12/16/89



## Cowboys Team Records

1960 - 12 games; 1961/77 - 14 games; 1978-91 - 16 games.  
NOTE: The 1982 regular season was reduced to nine games and the 1987 season to 15 games due to players' strikes.

## GAMES WON

## Most Consecutive Games Won

(Incl. postseason)

- 12 1971-72
- 9 1977-78
- 8 1977, 1978

## Most Consecutive Games Won (Regular season)

- 11 1968-69
- 9 1971-72, 1978-79
- 8 1977, 1991-92

## Most Games Won, Season (Incl. postseason)

- 16 1992
- 15 1977
- 14 1971, 1978, 1980

## Most Games Won, Season (Regular season)

- 13 1992
- 12 1968, 1977, 1978, 1980, 1981, 1983

## Most Consecutive Games Won, Season (Incl. postseason)

- 10 1971
- 8 1977, 1978

## Most Consecutive Games Won, Season (Regular season)

- 8 1977
- 7 1971, 1983

## Most Consecutive Games Won, Start of Season

- 8 1977
- 7 1983
- 6 1968, 1969

## Most Consecutive Games Won, End of Season

- 7 1971
- 6 1978
- 5 1968, 1970, 1991

## Most Consecutive Home Games Won

- 18 1980-81
- 11 1971-72, 1991-92
- 9 1975-76

## Most Consecutive Road Games Won

- 7 1968
- 6 1966-67, 1975-76, 1978-79

## GAMES LOST

## Most Consecutive Games Lost

- 10 1960, 1988
- 9 1988-89

## Most Consecutive Games Without Victory

- 12 1960
- 10 1960, 1988

## Most Games Lost, Season

- 15 1989
- 13 1988

## Most Consecutive Home Games Lost

- 14 1988-89
- 6 1960

## Most Consecutive Home Games Without Victory

- 14 1988-89
- 7 1962-63

## Most Consecutive Away Games Lost

- 9 1962-63
- 7 1964-65

## Most Consecutive Away Games Without Victory

- 9 1962-63
- 7 1960, 1964-65

## SCORING

## Most Points, Season

- 479 1983

## Most Points, Opponent, Season

- 402 1962

## Fewest Points, Season

- 177 1960
- 204 1989

## Fewest Points, Opponent, Season

- 186 1968
- 208 1978\*

## Most Points, Game

- 59 vs. Det., 9/15/68
- 59 vs. SFO, 10/12/80

## Most Points, Opponent, Game

- 54 @ Minn., 10/18/70

## Most Points, Both Teams, Game

- 86 @ Buff., 9/19/71 (Dall. 49, Buff. 37)
- 82 vs. Minn., 11/26/87 (Minn. 44, Dall. 38 OT)

## Fewest Points, Both Teams, Game

- 8 @ Clev., 12/12/70 (Dall. 6, Clev. 2)

## Most Points Overcome To Win Game

- 21 vs. N.O., 10/21/84
- 20 @ Wash., 9/5/83
- 17 vs. Wash., 12/16/79

## Most Points, Opponent, Overcome To Win Game

- 21 @ Wash., 11/28/65
- 20 @ Phil., 10/23/88
- 17 @ Det., 11/15/81

## Most Points, First Half

- 42 vs. Phil., 10/19/69

## Most Points, Opponent, First Half

- 34 @ Minn., 10/18/70
- 34 @ Rams, 10/14/73
- 34 @ Wash., 11/23/86

## Most Points, Both Teams, First Half

- 55 vs. Raid., 10/23/83

## Most Points, Second Half

- 31 @ Phil., 9/29/68
- 31 @ Wash., 11/17/68

## Most Points, Opponent, Second Half

- 38 @ StL., 12/9/62

## Most Points, Both Teams, Second Half

- 52 vs. StL., 9/28/75

\*16-game record;



**THE RECORDS**

*Cowboys Team Records (Cont.)*

- Most Points, First Quarter**  
 28 vs. Phil., 10/19/69  
 28 vs. Jets, 12/4/71
- Most Points, Opponent, First Quarter**  
 22 @ Cinc., 12/8/85
- Most Points, Both Teams, First Quarter**  
 35 vs. Phil., 10/19/69  
 35 vs. Atl., 12/22/91
- Most Points, Second Quarter**  
 24 vs. Gia., 9/18/66  
 24 vs. Pitt., 10/30/66  
 24 vs. Det., 9/15/68  
 24 vs. N.E., 10/24/71  
 24 vs. SFO, 10/12/80
- Most Points, Opponent, Second Quarter**  
 28 @ Gia., 12/16/62
- Most Points, Both Teams, Second Quarter**  
 38 vs. K.C., 11/10/75  
 38 vs. Raid., 10/23/83
- Most Points, Third Quarter**  
 24 vs. Chi., 12/27/92
- Most Points, Opponent, Third Quarter**  
 21 @ Wash., 12/17/61  
 21 @ Cinc., 12/8/85
- Most Points, Both Teams, Third Quarter**  
 35 vs. StL., 9/28/75
- Most Points, Fourth Quarter**  
 21 @ Gia., 12/19/85  
 21 vs. Det., 9/15/68  
 21 @ Det., 10/6/75
- Most Points, Opponent, Fourth Quarter**  
 21 @ StL., 12/9/62  
 21 @ Wash., 11/28/65  
 21 vs. StL., 11/16/70  
 21 @ SDO, 11/5/72  
 21 @ StL., 9/13/87
- Most Points, Both Teams, Fourth Quarter**  
 35 vs. Gia., 10/21/73
- Most Consecutive Games Scoring**  
 218 1970-85  
 146 1960-70

**TOUCHDOWNS**

- Most Touchdowns, Season**  
 60 1980
- Most Touchdowns, Opponent, Season**  
 52 1962
- Fewest Touchdowns, Season**  
 23 1960  
 25 1989\*
- Fewest Touchdowns, Opponent, Season**  
 22 1973  
 25 1978\*
- Most Touchdowns, Game**  
 8 vs. Phil., 10/9/66  
 8 vs. Det., 9/15/68  
 8 vs. SFO, 10/12/80
- Most Touchdowns, Opponent, Game**  
 7 @ StL., 12/9/62  
 7 @ Cinc., 12/8/85
- Most Touchdowns, Both Teams, Game**  
 12 vs. Buff., 9/19/71  
 11 @ SFO, 12/12/77  
 11 vs. Minn., 11/26/87

- Most Consecutive Games Score Touchdown**  
 75 1979-1984  
 73 1960-1965  
 72 1965-1970

**POINT AFTER TOUCHDOWNS**

- Most Point After Touchdowns, Season**  
 59 1980
- Most Points After Touchdowns, Opponent, Season**  
 49 1962
- Most Point After Touchdowns, Game**  
 8 vs. Det., 9/15/68  
 8 vs. SFO, 10/12/80
- Most Point After Touchdowns, Opponent, Game**  
 7 @ StL., 12/9/62
- Most Consecutive Point After Touchdowns**  
 162 1969-73

**FIELD GOALS**

- Most Field Goals Attempted, Season**  
 39 1991  
 36 1969, 1972
- Most Field Goals Attempted, Opponent, Season**  
 39 1991  
 35 1989
- Fewest Field Goals Attempted, Season**  
 13 1960  
 17 1980
- Most Field Goals Attempted, Game**  
 7 @ Chic., 11/24/68  
 6 vs. Rams, 9/21/75
- Most Field Goals Attempted, Opponent, Game**  
 7 @ Phil., 12/5/65
- Most Field Goals Attempted, Both Teams, Game**  
 9 @ Phil., 12/5/65  
 9 @ Chic., 11/24/68
- Most Field Goals, Season**  
 27 1981, 1991  
 25 1987
- Most Field Goals, Opponent, Season**  
 29 1991  
 28 1989
- Fewest Field Goals, Season**  
 6 1960  
 9 1963, 1967  
 10 1989
- Most Field Goals, Game**  
 7 @ StL., 12/9/62
- Most Field Goals, Opponent, Game**  
 4 Many times, last @ Hou., 11/10/91
- Most Field Goals, Both Teams, Game**  
 7 @ Hou., 11/10/91
- Most Consecutive Games Scoring Field Goal**  
 10 1972-73, 1975

**SAFETIES**

- Most Safeties, Season**  
 3 1981
- Most Safeties, Opponent, Season**  
 2 1960, 1986, 1988
- Most Safeties, Game**  
 2 vs. Phil., 11/19/72

\*16-game record;

**THE RECORDS**

*Cowboys Team Records (Cont.)*

**FIRST DOWNS**

**Most First Downs, Season**  
342 1978, 1983

**Most First Downs, Opponent, Season**  
321 1989  
312 1985

**Most First Downs, Both Teams, Season**  
648 1985

**Fewest First Downs, Season**  
180 1960  
246 1989\*

**Fewest First Downs, Opponent, Season**  
199 1974  
232 1978\*

**Most First Downs, Game**  
33 @ Det., 9/15/85

**Most First Downs, Opponent, Game**  
33 @ Hou., 11/10/91

**Most First Downs, Both Teams, Game**  
55 vs. Rams, 10/1/67

**Fewest First Downs, Game**  
7 @ Gia., 12/16/89

**Fewest First Downs, Opponent, Game**  
5 @ Phil., 11/6/66  
5 vs. Phil., 10/20/74

**Fewest First Downs, Both Teams, Game**  
20 @ GBay, 10/24/65

**Most First Downs, Rushing, Season**  
147 1974

**Most First Downs, Rushing, Opponent, Season**  
122 1981

**Fewest First Downs, Rushing, Season**  
57 1960  
78 1989\*

**Fewest First Downs, Rushing, Opponent, Season**  
52 1969  
68 1992\*

**Most First Downs, Rushing, Game**  
19 @ Balt., 12/6/81

**Most First Downs, Rushing, Opponent, Game**  
17 @ Chic., 9/30/84

**Fewest First Downs, Rushing, Game**  
0 vs. StL., 11/16/70

**Fewest First Downs, Rushing, Opponent, Game**  
0 6 times, last @ Phoe., 11/22/92

**Most First Downs, Passing, Season**  
208 1985

**Most First Downs, Passing, Opponent, Season**  
193 1985

**Fewest First Downs, Passing, Season**  
95 1970  
135 1990\*

**Fewest First Downs, Passing, Opponent, Season**  
94 1977  
128 1978\*

**Most First Downs, Passing, Game**  
23 @ SFO, 11/10/63

**Most First Downs, Passing, Opponent, Game**  
21 Chic., 11/18/62  
21 K.C., 11/20/83  
21 @ StL., 11/11/84

**Fewest First Downs, Passing Game**  
2 @ Phoe., 10/14/90

**Fewest First Downs, Passing, Opponent, Game**  
1 3 times, last @ Jets, 12/21/75

**Most First Downs, Penalty, Season**  
33 1985

**Most First Downs, Penalty, Opponent, Season**  
34 1987

**Fewest First Downs, Penalty, Season**  
9 1961, 1962, 1971  
22 1979\*, 1992\*

**Fewest First Downs, Penalty, Opponent, Season**  
10 1969  
16 1991\*

**Most First Downs, Penalty, Game**  
6 vs. TBay, 10/9/83

**Most First Downs, Penalty, Opponent, Game**  
7 @ Jets, 10/4/87

**NET YARDS GAINED RUSHING AND PASSING**

**Most Yards Gained, Season**  
5,968 1979

**Most Yards Gained, Opponent, Season**  
5,608 1985

**Fewest Yards Gained, Season**  
3,153 1960  
4,081 1990\*

**Fewest Yards Gained, Opponent, Season**  
3,213 1977  
3,933 1992\*

**Most Yards Gained, Game**  
652 vs. Phil., 10/6/66  
583 vs. Balt., 9/4/78  
578 vs. StL., 9/30/73

**Most Yards Gained, Opponent, Game**  
583 @ Hou., 11/10/91  
570 @ Cinc., 12/8/85

**Most Yards Gained, Both Teams, Game**  
995 vs. Mia., 10/25/81  
926 @ SFO, 11/10/63

**Fewest Yards Gained, Game**  
90 vs. Phil., 9/15/91  
100 @ Phoe., 10/14/90

**Fewest Yards Gained, Opponent, Game**  
62 vs. Seat., 10/11/92  
63 @ GBay, 10/24/65

**Fewest Yards Gained, Both Teams, Game**  
255 @ GBay, 10/24/65

**Most Consecutive Games, 300 or More Yards**  
17 1975-76

**Most Consecutive Games, 400 or More Yards Gained**  
4 1976

**RUSHING**

**ATTEMPTS**

**Most Rushing Attempts, Season**  
630 1981

\* 16-game record.

**THE RECORDS**

*Cowboys Team Records (Cont.)*

**Most Rushing Attempts, Opponent, Season**  
543 1989

**Fewest Rushing Attempts, Season**  
311 1960  
355 1989\*

**Fewest Rushing Attempts, Opponent, Season**  
313 1969  
345 1992\*

**Most Rushing Attempts, Game**  
66 @ Balt., 12/6/81

**Most Rushing Attempts, Opponent, Game**  
54 Atl., 10/11/70

**Fewest Rushing Attempts, Game**  
10 @ N.O., 9/10/89

**Fewest Rushing Attempts, Opponent, Game**  
11 Atl., 12/21/92

**YARDS**

**Most Yards Gained Rushing, Season**  
2,783 1978

**Most Yards Gained Rushing, Opponent, Season**  
2,242 1960  
2,226 1984\*

**Fewest Yards Gained Rushing, Season**  
1,049 1960  
1,409 1989\*

**Fewest Yards Gained Rushing, Opponent, Season**  
1,050 1969  
1,244 1992\*

**Most Yards Gained Rushing, Game**  
354 @ Balt., 12/6/81

**Most Yards Gained Rushing, Opponent, Game**  
289 Phil., 10/22/61

**Most Yards Gained Rushing, Both Teams, Game**  
510 @ Balt., 12/6/81  
466 vs. Phil., 10/22/61

**Fewest Yards Gained Rushing, Game**  
20 @ N.O., 9/10/89  
20 Gia., 9/16/90

**Fewest Yards Gained Rushing, Opponent, Game**  
7 Pitt., 10/30/66

**AVERAGE GAIN**

**Highest Average Gain Rushing, Season**  
4.7 1962  
4.5 1974

**Lowest Average Gain Rushing, Season**  
3.4 1960  
3.7 1984

**TOUCHDOWNS**

**Most Touchdowns Rushing, Season**  
26 1980

**Most Touchdowns, Rushing, Opponent, Season**  
24 1960

**Fewest Touchdowns, Rushing, Season**  
6 1960, 1961  
7 1989\*

**Fewest Touchdowns, Rushing, Opponent, Season**  
2 1968  
8 1984\*

**Most Touchdowns, Rushing, Game**  
5 @ Buff., 9/19/71  
5 vs. Phoe, 12/16/90

**Most Touchdowns, Rushing, Opponent, Game**  
5 4 times, last by Phil., 10/10/65

**Most Touchdowns, Rushing, Both Teams, Game**  
6 7 times, last vs. Phoe., 12/16/90

**PASSING**

**ATTEMPTS**

**Most Passes Attempted, Season**  
604 1984

**Most Passes Attempted, Opponent, Season**  
558 1983

**Fewest Passes Attempted, Season**  
297 1970  
439 1981\*

**Fewest Passes Attempted, Opponent, Season**  
293 1960  
432 1978\*

**Most Passes Attempted, Game**  
62 @ Det., 9/15/85

**Most Passes Attempted, Opponent, Game**  
59 K.C., 11/20/83

**Most Passes Attempted, Both Teams, Game**  
99 @ Phil., 10/23/88

**Fewest Passes Attempted, Game**  
11 vs. Gia., 10/21/73  
11 vs. Atl., 10/11/70

**Fewest Passes Attempted, Opponent, Game**  
10 Wash., 10/3/71  
10 Mia., 11/22/73

**Fewest Passes Attempted, Both Teams, Game**  
28 @ Jets, 12/21/75

**COMPLETIONS**

**Most Passes Completed, Season**  
346 1983

**Most Passes Completed, Opponent, Season**  
320 1991

**Fewest Passes Completed, Season**  
149 1970  
251 1978\*

**Fewest Passes Completed, Opponent, Season**  
146 1960  
202 1978\*

**Most Passes Completed, Game**  
40 @ Det., 9/15/85

**Most Passes Completed, Opponent, Game**  
41 @ Hou., 11/10/91

**Most Pass Completions, Both Teams, Game**  
65 @ Hou., 11/10/91  
58 @ Phil., 10/23/88

**Fewest Passes Completed, Game**  
4 vs. Atl., 10/11/70

**Fewest Passes Completed, Opponent, Game**  
2 @ Jets, 12/21/75

\* 16-game record;

**THE RECORDS**

*Cowboys Team Records (Cont.)*

**Fewest Pass Completions, Both Teams, Game**  
8 @ Jets, 12/21/75

**YARDS**

**Most Yards Gained, Passing, Season**  
3,861 1985

**Most Yards Gained, Passing, Opponent, Season**  
3,928 1983

**Fewest Yards Gained, Passing, Season**  
2,013 1964  
2,581 1990\*

**Fewest Yards Gained, Passing, Opponent, Season**  
1,562 1977  
2,288 1980\*

**Most Yards Gained, Passing, Game**  
452 @ Det., 9/15/85

**Most Yards Gained, Passing, Opponent, Game**  
437 Chic., 11/18/62

**Most Yards Gained, Passing, Both Teams, Game**  
720 @ Gia., 10/6/85  
708 vs. Mia., 10/25/81

**Fewest Yards Gained, Passing, Game**  
-10 @ GBay, 10/24/65

**Fewest Yards Gained, Passing, Opponent, Game**  
-1 @ GBay, 10/24/65  
-1 @ Jets, 12/21/75

**Fewest Yards Gained, Passing, Both Teams, Game**  
-11 @ GBay, 10/24/75

**COMPLETION PERCENTAGE**

**Highest Completion Percentage, Season**  
64.0 1992 (314 of 491)

**Highest Completion Percentage, Opponent, Season**  
61.7 1989 (301 of 488)

**Lowest Completion Percentage, Season**  
46.1 1960 (163 of 354)

**Lowest Completion Percentage, Opponent, Season**  
40.5 1960 (159 of 393)

**Highest Completion Percentage, Game (10 att.)**  
87.5 @ Phil., 11/6/83 (21 of 24)

**Highest Completion Percentage, Opponent, Game (10 att.)**  
85.7 @ Det., 12/11/60 (12 of 14)

**Highest Completion Percentage, Both Teams, Game**  
80.7 @ Gia., 10/10/76 (25 of 31)

**Lowest Completion Percentage, Game**  
28.6 vs. Wash., 9/26/65 (6 of 21)

**Lowest Completion Percentage, Opponent, Game**  
15.4 @ Jets, 12/21/75 (2 of 13)

**Lowest Completion Percentage, Both Teams, Game**  
28.6 @ Jets, 12/21/75 (8 of 28)

**TOUCHDOWNS**

**Most Touchdowns, Passing, Season**  
31 1962, 1983

**Most Touchdowns, Passing, Opponent, Season**  
33 1962

**Fewest Touchdowns, Passing, Season**  
10 1964  
12 1990\*

**Fewest Touchdowns, Passing, Opponent, Season**  
10 1970  
11 1978\*

**Most Touchdowns, Passing, Game**  
5 6 times, last @ Gia., 10/30/83

**Most Touchdowns, Passing, Opponent, Game**  
5 Balt., 10/30/60  
5 @ Clev., 11/2/69

**SACKS**

**TOTAL SACKS**

**Most Sacks, Season**  
62 1985

**Most Sacks, Opponent, Season**  
68 1964

**Fewest Sacks, Season**  
20 1960, 1963  
23 1991\*

**Fewest Sacks, Opponent, Season**  
23 1992

**Most Sacks, Game**  
12 @ Pitt., 11/20/66  
12 @ Hou., 9/29/85

**Most Sacks, Opponent, Game**  
11 @ SDO, 11/16/86  
11 vs. Phil., 9/15/91

**Most Sacks, Both Teams, Game**  
17 @ Pitt., 11/20/66

**Games With No Sacks Allowed, Season**  
5 1972, 1988, 1989, 1992

**SACK YARDAGE**

**Most Sack Yardage, Season**  
459 1985

**Most Sack Yardage, Opponent, Season**  
503 1964

**Fewest Sack Yardage, Season**  
143 1963  
151 1991\*

**Fewest Sack Yardage, Opponent, Season**  
112 1992

**Most Sack Yardage, Game**  
84 vs. Det., 10/6/75

**Most Sack Yardage, Opponent, Game**  
67 N.O., 9/25/83  
67 vs. Phil., 9/15/91

**INTERCEPTIONS**

**TOTAL INTERCEPTIONS**

**Most Interceptions, Season**  
37 1981

**Most Interceptions, Opponent, Season**  
33 1960

\*16-game record

**THE RECORDS**

*Cowboys Team Records (Cont.)*

**Fewest Interceptions, Season**

7 1989  
10 1988

**Most Interceptions, Game**

7 vs. Phil., 9/30/60  
7 @ Phil., 9/26/71

**Most Interceptions, Opponent, Game**

5 Stimes, last by Raid., 11/9/86

**YARDS**

**Most Yards, Season**

549 1963  
523 1980

**Most Yards, Opponent, Season**

586 1961  
437 1963

**Fewest Yards, Season**

37 1989  
67 1987

**Fewest Yards, Opponent, Season**

93 1974  
124 1981\*

**Most Yards, Game**

183 vs. Wash., 11/3/63  
150 @ Phil., 9/26/71

**Most Yards, Opponent, Game**

138 Gia., 10/15/61  
129 @ Minn., 10/18/70

**TOUCHDOWNS**

**Most Touchdowns By Interceptions, Season**

4 1985

**Most Touchdowns By Interceptions, Opponent, Season**

4 1990

**PUNTING**

**TOTAL PUNTS**

**Most Punts, Season**

108 1984

**Most Punts, Opponent, Season**

108 1978

**Most Punts, Game**

11 vs. Phil., 9/3/84

**Most Punts, Opponent, Game**

11 4 times, last by N.E., 11/22/84

**Fewest Punts, Both Teams, Game**

1 vs. Clev., 12/3/61

**Consecutive Punts, No Blocks**

396 1961-66  
382 1978-83

**Consecutive Punts, No Blocks, Opponent**

591 1977-84  
329 1960-65

**AVERAGE YARDAGE**

**Highest Average Distance, Punting, Season**

45.4 1962

**Highest Average Distance, Punting, Opponent, Season**

45.5 1961

**Highest Average Distance, Punting, Game (4 punts)**

53.4 vs. N.O., 11/3/68

**Highest Average Distance, Punting, Opponent, Game (4 punts)**

54.3 @ Clev., 10/17/65

**PUNT RETURNS**

**TOTAL RETURNS**

**Most Punt Returns, Season**

63 1978

**Most Punt Returns, Opponent, Season**

55 1984

**Most Punt Returns, Game**

9 vs. Buff., 11/15/76

**Most Punt Returns, Opponent, Game**

8 Gia., 11/4/84

**YARDS GAINED**

**Most Yards, Punt Returns, Season**

573 1974

**Most Yards, Punt Returns, Opponent, Season**

588 1983

**Most Yards, Punt Returns, Game**

124 @ Phil., 12/15/91

**Most Yards, Punt Returns, Opponent, Game**

109 vs. StL., 11/16/70

**TOUCHDOWNS**

**Most Touchdowns, Punt Returns, Season**

2 1968, 1992

**Most Touchdowns, Punt Returns, Opponent, Season**

1 9 times, last 1990

**KICKOFF RETURNS**

**TOTAL RETURNS**

**Most Kickoff Returns, Season**

77 1983

**Most Kickoff Returns, Opponent, Season**

78 1966, 1983

**Most Kickoff Returns, Game**

9 @ Minn., 10/18/70

**Most Kickoff Returns, Opponent, Game**

10 Det., 9/15/68

**YARDS GAINED**

**Most Yards, Kickoff Returns, Season**

1,709 1989

**Most Yards, Kickoff Returns, Opponent, Season**

1,806 1983

**Most Yards, Kickoff Returns, Game**

260 vs. SFO, 11/7/65

**Most Yards, Kickoff Returns, Opponent, Game**

261 @ Phil., 11/6/66

**TOUCHDOWNS**

**Most Touchdowns, Kickoff Returns, Season**

2 1971

**Most Touchdowns, Kickoff Returns, Opponent, Season**

3 1966

\*16-game record

**THE RECORDS**

*Cowboys Team Records (Cont.)*

**FUMBLES**

**TOTAL FUMBLES**

- Most Fumbles, Season**  
46 1961
- Most Fumbles, Opponent, Season**  
44 1973
- Fewest Fumbles, Season**  
16 1992
- Fewest Fumbles, Opponent, Season**  
20 1979
- Most Fumbles, Game**  
7 vs. Gia., 10/11/71
- Most Fumbles, Opponent, Game**  
7 @ Wash., 11/28/65  
7 K.C., 11/10/75
- FUMBLES LOST**
- Most Fumbles Lost, Season**  
21 1961, 1971, 1979
- Most Fumbles Lost, Opponent, Season**  
25 1971
- Fewest Fumbles Lost, Season**  
9 1990, 1992
- Fewest Fumbles Lost, Opponent, Season**  
9 1988
- Most Fumbles Lost, Game**  
5 3 times, last vs. K.C., 11/10/75
- Most Fumbles Lost, Opponent, Game**  
5 4 times, last vs. Raid., 10/23/83
- Most Consecutive Games without Losing Fumble**  
4 1991, 1992

**PENALTIES**

**TOTAL PENALTIES**

- Most Penalties, Season**  
141 1988
- Most Penalties, Opponent, Season**  
108 1985
- Fewest Penalties, Season**  
47 1961  
74 1991\*
- Fewest Penalties, Opponent, Season**  
38 1961  
70 1979\*
- Most Penalties, Game**  
17 @ Clev., 12/4/88  
16 @ Jets, 10/4/87
- Most Penalties, Opponent, Game**  
14 TBay, 10/8/83

**Fewest Penalties, Game**

- 0 @ StL., 12/10/61
- 0 vs. Wash., 11/23/80
- 0 @ Wash., 11/5/89

**Fewest Penalties, Opponent, Game**

- 0 @ Pitt., 10/21/62
- 0 @ Phil., 12/5/65

**YARDS PENALIZED**

- Most Yards Penalized, Season**  
1,148 1988
- Most Yards Penalized, Opponent, Season**  
990 1985
- Fewest Yards Penalized, Season**  
427 1961  
610 1991\*
- Fewest Yards Penalized, Opponent, Season**  
362 1961  
704 1979\*
- Most Yards Penalized, Game**  
161 @ Wash., 11/2/70  
159 vs. Phil., 10/13/68
- Most Yards Penalized, Opponent, Game**  
185 vs. TBay, 10/9/83  
166 @ StL., 10/9/77
- Fewest Yards Penalized, Game**  
0 @ StL., 12/10/61  
0 vs. Wash., 11/23/80  
0 @ Wash., 11/5/89
- Fewest Yards Penalized, Opponent, Game**  
0 @ Pitt., 10/21/62  
0 @ Phil., 12/5/65

**BLOCKED KICKS**

**BLOCKED PUNTS**

- Most, Season**  
4 1976  
3 1991  
2 1973, 1977, 1990, 1992
- Most, Season, Opponent**  
2 1973, 1976, 1989
- Most, Game**  
2 @ Gia., 10/21/73  
2 @ Hou., 11/10/91
- Most, Game, Opponent**  
1 Many times, last @ Gia., 12/16/89

\*16-game record



## Largest Margin of Victory

- 49 points, (56-7) vs. Philadelphia, Oct. 9, 1966
- 46 points, (59-13) @ Detroit, Sept. 15, 1968
- 45 points, (52-7) vs. N.Y. Giants, Sept. 18, 1966
- 45 points, (59-14) vs. San Francisco, Oct. 12, 1980
- 44 points, (51-7) vs. Seattle, Nov. 27, 1980
- 42 points, (52-10) vs. Houston, Dec. 20, 1970  
42 points, (52-10) vs N.Y. Jets, Dec. 4, 1971
- 38 points, (38-0) @ Baltimore, Sept. 4, 1978
- 37 points, (40-3) @ New Orleans, Sept. 24, 1973
- 37 points, (37-0) vs. Detroit, Oct. 30, 1977

## Largest Margin of Defeat

- 44 points, (44-0) vs. Chicago, Nov. 17, 1985
- 41 points, (48-7) vs. Cleveland, Oct. 16, 1960  
41 points, (54-13) @ Minnesota, Oct. 18, 1970
- 40 points, (43-3) vs. Minnesota, Nov. 13, 1988
- 38 points, (45-7) vs. Baltimore, Oct. 30, 1960  
38 points, (38-0) vs. St. Louis, Nov. 16, 1970
- 36 points, (43-7) vs. Philadelphia, Oct. 22, 1961
- 34 points, (41-7) @ Green Bay, Nov. 13, 1960
- 32 points, (52-20) @ St. Louis, Dec. 9, 1962
- 32 points, (42-10) @ Cleveland, Nov. 2, 1969

## Cowboys Big Days

### RUSHING

- 206 — **Tony Dorsett vs. Philadelphia, Dec. 4, 1977 (23 carries).**  
 183 — Tony Dorsett @ N.Y. Giants, Nov. 9, 1980 (24 carries).  
 182 — Emmitt Smith @ Phoenix, Sept. 22, 1991 (23 carries).  
 175 — Tony Dorsett @ Baltimore, Dec. 6, 1981 (30 carries).  
 174 — Emmitt Smith @ Atlanta, Dec. 21, 1992 (24 carries).  
 173 — Herschel Walker @ New England, Nov. 15, 1987 (28 carries).  
 163 — Emmitt Smith vs. Philadelphia, Nov. 1, 1992 (30 carries).  
 162 — Tony Dorsett @ New England, Sept. 21, 1981 (19 carries).  
 160 — Emmitt Smith vs. Atlanta, Dec. 22, 1991 (32 carries).  
 159 — Tony Dorsett vs. L.A. Rams, Oct. 18, 1981 (27 carries).  
 159 — Tony Dorsett @ Houston, Sept. 29, 1985 (23 carries).  
 154 — Tony Dorsett vs. St. Louis, Sept. 24, 1978 (21 carries).  
 153 — Calvin Hill vs. San Francisco, Nov. 10, 1974 (32 carries).  
 153 — Tony Dorsett @ Minnesota, Jan. 3, 1983 (16 carries).  
 152 — Tony Dorsett vs. New Orleans, Nov. 19, 1978 (25 carries).  
 152 — Emmitt Smith @ L.A. Raiders, Oct. 25, 1992 (29 carries).  
 151 — Tony Dorsett @ Washington, Sept. 5, 1983 (14 carries).  
 150 — **Calvin Hill @ Washington, Nov. 16, 1969 (27 carries).**  
 149 — Tony Dorsett @ Green Bay, Nov. 12, 1978 (23 carries).  
 149 — Herschel Walker @ Phoenix, Sept. 12, 1988 (29 carries).  
 147 — Tony Dorsett vs. Baltimore, Sept. 4, 1978 (15 carries).  
 145 — Tony Dorsett @ Minnesota, Oct. 7, 1979 (21 carries).  
 141 — **Tony Dorsett @ St. Louis, Oct. 9, 1977 (14 carries).**  
 141 — Tony Dorsett @ Minnesota, Oct. 2, 1983 (26 carries).  
 140 — Calvin Hill vs. Philadelphia, Oct. 20, 1974 (26 carries).  
 140 — Emmitt Smith vs. Washington, Sept. 7, 1992 (27 carries).  
 138 — **Calvin Hill @ New Orleans, Sept. 28, 1969 (23 carries).**  
 137 — Don Perkins vs. St. Louis, Oct. 28, 1962 (24 carries).

**RUSHING (Cont.)**

- 137 — Don Perkins vs. N.Y. Giants, Oct. 11, 1964 (17 carries).  
 137 — Herschel Walker vs. St. Louis, Dec. 27, 1987 (25 carries).  
**134 — Duane Thomas @ Kansas City, Oct. 25, 1970 (20 carries).**  
 134 — Herschel Walker @ Cleveland, Dec. 4, 1988 (25 carries).

**PASSING**

- 460 — Don Meredith @ San Francisco, Nov. 10, 1963 (30 of 48).  
 406 — Don Meredith @ Washington, Nov. 13, 1966 (21 of 29).  
 394 — Don Meredith @ Philadelphia, Nov. 6, 1966 (14 of 24).  
 389 — Gary Hogeboom @ San Francisco, Dec. 22, 1985 (28 of 49).  
**379 — Troy Aikman @ Phoenix, Nov. 12, 1989 (21 of 40).**  
 377 — Danny White vs. Tampa Bay, Oct. 9, 1983 (29 of 44).  
 362 — Danny White vs. Atlanta, Oct. 27, 1985 (27 of 47).  
 359 — Danny White @ Washington, Dec. 13, 1987 (27 of 49).  
 358 — Don Meredith vs. N.Y. Giants, Sept. 18, 1966 (14 of 24).  
 354 — Danny White vs. Miami, Oct. 25, 1981 (22 of 32).  
 349 — Craig Morton vs. Houston, Dec. 20, 1970 (13 of 17).  
 347 — Danny White vs. Pittsburgh, Sept. 13, 1982 (25 of 36).  
 345 — Eddie LeBaron vs. Pittsburgh, Sept. 24, 1960 (15 of 28).  
 343 — Gary Hogeboom @ L.A. Rams, Sept. 3, 1984 (33 of 47).  
 342 — Danny White @ N.Y. Giants, Oct. 6, 1985 (31 of 46).  
 342 — Steve Pelluer @ Philadelphia, Oct. 23, 1988 (32 of 46).  
 341 — Danny White vs. Minnesota, Nov. 26, 1987 (25 of 41).  
 339 — Roger Staubach vs. Baltimore, Sept. 26, 1976 (22 of 28).  
 339 — Steve Pelluer @ N.Y. Giants, Nov. 2, 1986 (28 of 38).  
 336 — Roger Staubach vs. Washington, Dec. 16, 1979 (24 of 42).

**RECEIVING**

- 246 — Bob Hayes @ Washington, Nov. 13, 1966 (9 catches).  
 241 — Frank Clarke vs. Washington, Sept. 16, 1962 (10 catches).  
 223 — Lance Rentzel vs. Washington, Nov. 19, 1967 (13 catches).  
 213 — Tony Hill vs. Philadelphia, Nov. 12, 1979 (7 catches).  
 210 — Michael Irvin vs. Phoenix, Sept. 20, 1992 (8 catches).  
**203 — James Dixon @ Phoenix, Nov. 12, 1989 (6 catches).**  
 195 — Bob Hayes vs. N.Y. Giants, Sept. 18, 1966 (6 catches).  
 190 — Frank Clarke @ San Francisco, Nov. 10, 1963 (8 catches).  
 188 — Drew Pearson @ Detroit, Oct. 6, 1975 (6 catches).  
 187 — Bob Hayes vs. Houston, Dec. 20, 1970 (6 catches).  
 181 — Bob Hayes vs. Baltimore, Dec. 13, 1969 (5 catches).  
 181 — Tony Hill @ Detroit, Sept. 15, 1985 (11 catches).  
**177 — Bob Hayes vs. Philadelphia, Oct. 10, 1965 (8 catches).**  
 170 — Bob Hayes @ Pittsburgh, Oct. 22, 1967 (7 catches).  
 170 — Herschel Walker vs. Philadelphia, Dec. 14, 1986 (9 catches).  
 169 — Michael Irvin vs. Atlanta, Dec. 22, 1991 (10 catches).  
 168 — Frank Clarke @ N.Y. Giants, Oct. 20, 1963 (4 catches).  
 168 — Michael Irvin vs. L.A. Rams, Nov. 15, 1992 (8 catches).  
 164 — Mike Renfro @ San Francisco, Dec. 22, 1985 (9 catches).  
 161 — Drew Pearson @ Philadelphia, Sept. 23, 1974 (10 catches).  
 161 — Tony Hill vs. Atlanta, Oct. 27, 1985 (10 catches).

**Bold denotes rookie**



## Cowboys Longest Plays

## LONG RUNS FROM SCRIMMAGE

- 99 — Tony Dorsett @ Minnesota, Jan. 3, 1983 (TD).  
 84 — **Tony Dorsett vs. Philadelphia, Dec. 4, 1977 (TD).**  
 84 — Herschel Walker vs. Philadelphia, Dec. 14, 1986 (TD).  
 77 — **Tony Dorsett @ St. Louis, Oct. 9, 1977 (TD).**  
 77 — Tony Dorsett @ Washington, Sept. 5, 1983.  
 75 — Tony Dorsett @ New England, Sept. 21, 1981 (TD).  
 75 — Emmitt Smith vs. Washington, Sept. 9, 1991 (TD).  
 73 — **Amos Bullocks vs. Chicago, Nov. 18, 1962 (TD).**  
 71 — **Amos Marsh vs. N.Y. Giants, Oct. 15, 1961.**  
 70 — Amos Marsh @ Washington, Nov. 4, 1962.  
 68 — **Les Shy vs. Philadelphia, Oct. 9, 1966.**  
 68 — Emmitt Smith vs. N.Y. Giants, Nov. 26, 1992 (TD).  
 67 — Dan Reeves vs. Washington, Dec. 11, 1966 (TD).  
 64 — Jim Stiger @ Washington, Nov. 22, 1964.  
 63 — Tony Dorsett vs. New Orleans, Nov. 19, 1978.  
 63 — Paul Palmer @ Kansas City, Oct. 22, 1989 (TD).  
 62 — Kelvin Edwards vs. Philadelphia, Oct. 11, 1987 (TD).  
 60 — Tony Dorsett vs. Atlanta, Oct. 27, 1985 (TD).  
 60 — Herschel Walker @ New England, Nov. 15, 1987 (TD).  
 60 — Emmitt Smith @ Phoenix, Sept. 22, 1961 (TD).

## LONG FORWARD PASSES

- 95 — Don Meredith to Bob Hayes @ Washington, Nov. 13, 1966 (TD).  
 91 — Roger Staubach to Tony Dorsett vs. Baltimore, Sept. 4, 1978 (TD).  
 89 — Craig Morton to Bob Hayes @ Kansas City, Oct. 25, 1970 (TD).  
 87 — Troy Aikman to Michael Irvin vs. Phoenix, Sept. 20, 1992 (TD).  
 86 — Craig Morton to Lance Rentzel vs. Philadelphia, Nov. 1, 1970 (TD).  
 85 — Eddie LeBaron to Amos Marsh @ L.A. Rams, Sept. 30, 1962 (TD).  
 85 — Roger Staubach to Bob Hayes @ N.Y. Giants, Dec. 12, 1971 (TD).  
 84 — Don Meredith to Pete Gent vs. Pittsburgh, Oct. 30, 1966 (TD).  
 84 — Steve Pelluer to Herschel Walker vs. Philadelphia, Dec. 14, 1986 (TD).

## LONG PUNTS

- 84 — Ron Widby @ New Orleans, Nov. 3, 1968.  
 75 — Sam Baker @ L.A. Rams, Sept. 30, 1962.  
 75 — **Billy Lothridge vs. N.Y. Giants, Oct. 11, 1964.**  
 73 — Danny White vs. L.A. Rams, Oct. 14, 1979.  
 71 — Sam Baker vs. N.Y. Giants, Dec. 16, 1962.  
 71 — **Billy Lothridge vs. St. Louis, Sept. 12, 1964.**

## LONG PUNT RETURNS

- 98 — **Dennis Morgan @ St. Louis, Oct. 13, 1974 (TD).**  
 90 — Bob Hayes vs. Pittsburgh, Dec. 8, 1968 (TD).  
 85 — Kelvin Martin @ Philadelphia, Dec. 15, 1991 (TD).  
 79 — Kelvin Martin vs. Washington, Sept. 7, 1992 (TD).  
 74 — Kelvin Martin vs. L.A. Rams, Nov. 15, 1992 (TD).  
 69 — Bob Hayes vs. St. Louis, Nov. 23, 1967 (TD).  
 69 — **Mel Renfro vs. Green Bay, Nov. 29, 1964 (TD).**  
 68 — Gary Allen vs. Kansas City, Nov. 20, 1983 (TD).  
 63 — Bob Hayes @ N.Y. Giants, Dec. 15, 1968 (TD).  
 55 — **Butch Johnson vs. Philadelphia, Dec. 5, 1976.**

Bold denotes rookie

**LONG KICKOFF RETURNS**

- 102 — Alexander Wright vs. Atlanta, Dec. 22, 1991 (TD).
- 101 — Amos Marsh vs. Philadelphia, Oct. 14, 1962 (TD).
- 101 — Ike Thomas vs. N.Y. Jets, Dec. 4, 1971 (TD).**
- 100 — Mel Renfro vs. San Francisco, Nov. 7, 1965 (TD).
- 100 — Mark Washington @ Washington, Nov. 22, 1970 (TD).**
- 97 — Thomas Henderson vs. St. Louis, Sept. 28, 1975 (TD).
- 97 — James Dixon @ Kansas City, Oct. 22, 1989 (TD).
- 90 — James Dixon @ Green Bay, Oct. 8, 1989.
- 90 — Alexander Wright vs. N.Y. Giants, Sept. 16, 1990 (TD).
- 89 — Ike Thomas vs. L.A. Rams, Nov. 25, 1971 (TD).

**LONG INTERCEPTION RETURNS**

- 100 — Mike Gaechter vs. Philadelphia, Oct. 14, 1962 (TD).**
- 96 — Dennis Thurman @ Washington, Sept. 6, 1981.
- 90 — Mel Renfro @ St. Louis, Oct. 4, 1965 (TD).
- 86 — Mike Gaechter vs. Washington, Nov. 3, 1963.
- 79 — Thomas Henderson vs. Tampa Bay, Oct. 2, 1977 (TD).

**LONG FUMBLE RETURNS**

- 97 — Chuck Howley @ Atlanta, Oct. 2, 1966 (TD).
- 86 — Michael Downs @ Houston, Dec. 13, 1982 (TD).
- 84 — Don Bishop vs. St. Louis, Oct. 28, 1962 (TD).
- 77 — Jim Jeffcoat vs. Washington, Sept. 24, 1989 (TD).
- 72 — Benny Barnes @ San Francisco, Oct. 11, 1981 (TD).

**LONG RETURNS OF FIELD GOAL ATTEMPTS**

- 94 — Jerry Norton @ St. Louis, Dec. 9, 1962 (TD).
- 62 — Ron Fellows vs. New Orleans, Sept. 25, 1983 (TD).
- 60 — Mike Gaechter @ Washington, Nov. 28, 1965 (TD).
- 60 — Obert Logan @ N.Y. Giants, Dec. 19, 1965 (TD).

**Bold denotes rookie**



## The Last Time . . .

**400 YARDS TOTAL OFFENSE**By **Cowboys** — 435, @ Atlanta, 12/21/92

Playoffs — 408, vs. Buffalo, 1/31/93

By **Opponents** — 438, Phoenix, 9/20/92

Playoffs — 415, @ San Francisco, 1/17/93

**500 YARDS TOTAL OFFENSE**By **Cowboys** — 554, @ Detroit, 9/15/85

Playoffs — 528, vs. L.A. Rams, 12/28/80

By **Opponents** — 583, @ Houston, 11/10/91

Playoffs — N.A.

**300 YARDS PASSING IN A GAME BY A PLAYER**By **Cowboys** — Troy Aikman, 331, @ Detroit, 10/27/91

Playoffs — Troy Aikman, 322, @ San Francisco, 1/17/93

By **Opponents** — Wade Wilson, Atlanta, 342, 12/21/92

Playoffs — Steve Young, San Francisco, 313, 1/17/93

**400 YARDS PASSING IN A GAME BY A PLAYER**By **Cowboys** — Don Meredith, 406, @ San Francisco, 11/13/66

Playoffs — N.A.

By **Opponents** — Warren Moon, @ Houston, 432, 11/10/91

Playoffs — N.A.

**4 TOUCHDOWN PASSES IN A GAME BY A PLAYER**By **Cowboys** — Troy Aikman, vs. L.A. Rams, 12/3/89

Playoffs — Troy Aikman, vs. Buffalo, 1/31/93

By **Opponents** — Jim Everett, L.A. Rams, 12/3/89

Playoffs — Terry Bradshaw, Pittsburgh, 1/21/79

**100 YARDS RUSHING IN GAME BY PLAYER**By **Cowboys** — Emmitt Smith, 131, vs. Chicago, 12/27/92

Playoffs — Emmitt Smith, 108, vs. Buffalo, 1/31/93

By **Opponents** — Cleveland Gary, L.A. Rams, 110, 11/15/92

Playoffs — John Riggins, @ Washington, 140, 1/22/83

**200 YARDS RUSHING IN GAME BY A PLAYER**By **Cowboys** — Tony Dorsett, 206, vs. Philadelphia, 12/4/77

Playoffs — N.A.

By **Opponents** — Greg Bell, 206, @ Buffalo, 11/18/84

Playoffs — Eric Dickerson, 248, @ L.A. Rams, 1/4/86

**3 TOUCHDOWNS IN A GAME BY A PLAYER**By **Cowboys** — Emmitt Smith (7, 1, 1) @ Detroit, 11/8/92

Playoffs — N.A.

By **Opponents** — Cleveland Gary (16, 4, 1) @ L.A. Rams, 11/18/90

Playoffs — Larry Schreiber (1, 1, 1) @ San Francisco, 12/23/72

**100 YARDS RECEIVING IN GAME BY PLAYER**By **Cowboys** — Michael Irvin, 105, @ Washington, 12/31/92

Playoffs — Michael Irvin, 114, vs. Buffalo, 1/31/93

By **Opponents** — Mike Pritchard, Atlanta, 105, and Michael Haynes, Atlanta, 100, 12/21/92

Playoffs — Andre Reed, Buffalo, 152, 1/31/93

**3 TOUCHDOWN CATCHES IN GAME BY PLAYER**By **Cowboys** — Michael Irvin (87, 41, 4), vs. Phoenix, 9/20/93

Playoffs — Preston Pearson (18, 15, 19), @ L.A. Rams, 1/14/76

By **Opponents** — Mark Clayton (41, 39, 63), @ Miami, 12/17/84

Playoffs — N.A.

**3 TOUCHDOWNS IN GAME BY A PLAYER**By **Cowboys** — Emmitt Smith (3 run), @ Detroit, 11/8/92

Playoffs — Preston Pearson (3 receive), @ L.A. Rams, 1/14/76

By **Opponents** — Cleveland Gary (3 run), @ L.A. Rams, 11/18/90

Playoffs — Larry Schreiber (3 run), @ San Francisco, 12/23/72

**4 TOUCHDOWNS IN GAME BY A PLAYER**By **Cowboys** — Emmitt Smith (4 run), vs. Phoenix, 12/16/90

Playoffs — N.A.

By **Opponents** — Harold Jackson (4 receive), @ L.A. Rams, 10/12/73

Playoffs — N.A.

**3 INTERCEPTIONS IN GAME BY A PLAYER**By **Cowboys** — Dennis Thurman, vs. Philadelphia, 12/13/81

Playoffs — Dennis Thurman, vs. Green Bay, 1/16/83

By **Opponents** — Roger Wehril, @ St. Louis, 12/7/75

Playoffs — N.A.

**PUNT RETURNED FOR TD**By **Cowboys** — Kelvin Martin, 74 yards, vs. L.A. Rams, 11/15/92

Playoffs — Golden Richards, 63 yards, vs. Minnesota, 12/30/73

By **Opponents** — Terance Mathis, @ N.Y. Jets, 98 yards, 11/4/90

Playoffs — N.A.

*The Last Time . . . (Cont.)***KICKOFF RETURNED FOR TD**

**By Cowboys** — Alexander Wright, 102 yards, vs. Atlanta, 12/22/91  
Playoffs — N.A.

**By Opponents** — Charles Wilson, @ Green Bay, 82 yards, 10/6/91  
Playoffs — Vic Washington, @ San Francisco, 97 yards, 12/23/72

**INTERCEPTION RETURNED FOR TD**

**By Cowboys** — Ray Horton, vs. Seattle, 15 yards, 10/11/92

Playoffs — Dennis Thurman, 39 yards vs. Green Bay, 1/16/83

**By Opponents** — Martin Mayhew, @ Washington, 31 yards, 11/24/91

Playoffs — Melvin Jenkins, @ Detroit, 41 yards, 1/5/92

**FUMBLE RETURNED FOR TD**

**By Cowboys** — Russell Maryland, vs. Chicago, 26 yards, 12/27/92

Playoffs — Jimmie Jones, 2 yards, Ken Norton, 9 yards, vs. Buffalo, 1/31/93

**By Opponents** — Chris Zorich, Chicago, 42 yards, 12/27/92

Playoffs — Hugh Green, Tampa Bay, 60 yards, 1/9/83

**PUNT BLOCKED**

**By Cowboys** — Ken Norton, @ N.Y. Giants, 9/13/92

Playoffs — Darrick Brownlow, @ Chicago, 12/29/91

**By Opponents** — Dwayne Jiles, @ N.Y. Giants, 12/16/89

Playoffs — Steve Tasker, Buffalo, 1/31/93

**PUNT BLOCKED FOR TD**

**By Cowboys** — Ken Norton, @ N.Y. Giants, (Robert Williams runs 3 yards), 9/13/92

Playoffs — N.A.

**By Opponents** — Miles McPherson, @ San Diego, (Derrie Nelson runs 21 yards), 11/13/83

Playoffs — N.A.

**PUNT BLOCKED FOR SAFETY**

**By Cowboys** — Issiac Holt, vs. Washington, 9/7/92

Playoffs — N.A.

**By Opponents** — Ron McGovern, @ Kansas City, 10/22/89

Playoffs — Reggie Harrison, Pittsburgh, 1/8/76

**SAFETY SCORED**

**By Cowboys** — Issiac Holt, blocked Kelly Goodburn punt out of end zone, vs. Washington, 9/7/92

Playoffs — Randy White, tackled Ferragamo in endzone, vs. L.A. Rams, 12/30/79

**By Opponents** — Tim Green, @ Atlanta, tackled E. Smith in endzone, 12/30/90

Playoffs — Reggie Harrison, Pittsburgh, blocked punt out of endzone, 1/18/76

**FIELD GOAL BLOCKED**

**By Cowboys** — Everson Walls, @ Philadelphia, 12/10/89

Playoffs — Aaron Mitchell, @ Philadelphia, 1/11/81

**By Opponents** — Eric Swann, Phoenix, 9/20/92

Playoffs — Frank Nunley, @ San Francisco, 1/2/72

**BLOCKED FIELD GOAL RETURNED FOR TD**

**By Cowboys** — Ron Fellows, vs. New Orleans, 62 yards, (blocked by Ed Jones) 9/25/83

Playoffs — N.A.

**By Opponents** — William White, @ Detroit, 55 yards (blocked by Marc Spindler), 10/27/91

Playoffs — N.A.

**PAT MISSED**

**By Cowboys** — Lin Elliott, @ Phoenix, 11/22/92

Playoffs — Lin Elliott, @ San Francisco, 1/17/93

**By Opponents** — Fumbled snap, @ Denver, 12/6/92

Playoffs — Jan Stenerud, Green Bay, 1/16/83

**PAT BLOCKED**

**By Cowboys** — Jim Jeffcoat, @ N.Y. Giants, 12/16/89

Playoffs — Rod Hill, vs. Green Bay, 1/16/83

**By Opponents** — Shawn Patterson, @ Green Bay, 10/8/89

Playoffs — Carl Eller, Minnesota, 1/1/78

**50 POINTS SCORED IN A GAME**

**By Cowboys** — Dallas 51, Seattle 7, 11/27/80

Playoffs — Dallas 52, Buffalo 17, 1/31/93

**By Opponents** — @ Cincinnati 50, Dallas 24, 12/8/85

Playoffs — N.A.

**40 POINTS SCORED IN A GAME**

**By Cowboys** — Dallas 41, Atlanta 17, 12/21/92

Playoffs — N.A.

**By Opponents** — Minnesota 43, Dallas 3, 11/13/88

Playoffs — N.A.

**SHUTOUT SCORED**

**By Cowboys** — Dallas 27, Seattle 0, 10/11/92

Playoffs — Dallas 38, Tampa Bay 0, 1/2/82

**By Opponents** — Philadelphia 24, Dallas 0, 9/15/91

Playoffs — @ L.A. Rams 20, Dallas 0, 1/4/86

## Consecutive Winning Seasons

### LONGEST STREAKS OF ALL-TIME

1. New York Yankees (1926-1964) . . . . .	39
2. Montreal Canadiens (1951/52-1982/83) . . . . .	32
*3. Boston Bruins (1967/68-1991/92) . . . . .	25
4. DALLAS COWBOYS (1966-1985) . . . . .	20
5. Baltimore Orioles (1968-1985) . . . . .	18
6. Chicago White Sox (1951-1967) . . . . .	17
7. Chicago Black Hawks (1960/61-1975/76) . . . . .	16
L.A. Raiders (1965-1980) . . . . .	16
Philadelphia Flyers (1972/73-1987/88) . . . . .	16
10. Chicago Bears (1930-1944) . . . . .	15
Pittsburgh Pirates (1899-1913) . . . . .	15
St. Louis Cardinals (baseball) (1939-1953) . . . . .	15
*L.A. Lakers (1976/77-1990/91) . . . . .	15
* Active	

### THANKSGIVING DAY RECORD

(17-7-1)

1996 W Cleveland 26-14	1980 W Seattle 51-7
1967 W St. Louis 46-21	1981 W Chicago 10-9
1968 W Washington 29-20	1982 W Cleveland 31-14
1969 T San Francisco 24-24	1983 W St. Louis 35-17
1970 W Green Bay 16-3	1984 W New England 20-17
1971 W Los Angeles 28-21	1985 W St. Louis 35-17
1972 L San Francisco 31-10	1986 L Seattle 31-14
1973 L Miami 14-7	1987 L Minnesota 44-38 (OT)
1974 W Washington 24-23	1988 L Houston 25-17
1975 DNP	1989 L Philadelphia 27-0
1976 W St. Louis 19-14	1990 W Washington 27-17
1977 DNP	1991 W Pittsburgh 20-10
1978 W Washington 37-10	1992 W N.Y. Giants 30-3
1979 L Houston 30-24	

### COWBOYS' WON-LOST RECORD

Vs. AFC — 49-27
On Monday Night Football — 21-18
On Sunday Night Football — 7-5
In Overtime — 6-4
In Season Openers — 25-7-1
On Thanksgiving Day — 17-7-1

— NOTES —



## Cowboys Career Playoff Records

## PASSING (Min. 100 Attempts)

	G	Att.	Comp.	Pct.	Yds.	TD	Int.	Rating
*Aikman, Troy (1989-92)	4	105	72	68.6	909	8	1	116.7
Staubach, Roger (1969-79)	20	410	223	54.4	2,791	24	19	76.0
White, Danny (1976-85)	18	360	206	57.2	2,284	15	16	71.6
Morton, Craig (1965-74)	9	137	49	35.8	630	4	10	30.4
*NFL Record								

## RUSHING

	G	Att.	Yds.	Avg.	Long	TD
Dorsett, Tony (1977-85)	17	302	1,383	4.6	53	9
Newhouse, Robert (1972-83)	23	174	651	3.7	19	3
Smith, Emmitt (1990-92)	5	112	521	4.7	38	4
Thomas, Duane (1970-71)	6	130	520	4.0	23	4
Garrison, Walt (1966-74)	15	126	493	4.0	19	0
Staubach, Roger (1969-79)	20	76	432	5.7	29	0
Hill, Calvin (1969-74)	8	90	335	3.8	48	2
Perkins, Don (1961-68)	4	66	284	4.0	24	3
Springs, Ron (1979-83)	9	42	201	4.8	32	2
Dennison, Doug (1974-78)	7	38	130	3.4	14	2
NFL Record						
Harris, Franco, Pittsburgh (1972-84)	19	400	1,556	3.9	50	16

## RECEIVING

	G	No.	Yds.	Avg.	Long	TD
Pearson, Drew (1973-83)	22	67	1,105	16.5	83t	8
Hill, Tony (1977-85)	17	46	618	13.4	49	4
Dorsett, Tony (1977-85)	17	46	403	8.8	32	1
Pearson, Preston (1975-80)	13	43	504	11.7	34	3
DuPree, Billy Joe (1973-83)	22	38	438	11.5	28	4
Irvin, Michael (1988-92)	5	27	455	16.9	33	2
Hayes, Bob (1965-74)	15	27	425	15.7	86t	3
Johnson, Butch (1976-83)	17	25	394	15.8	45t	4
Cosbie, Doug (1979-85)	11	22	243	11.1	22	3
Novacek, Jay (1990-92)	5	18	194	10.8	25	3
Springs, Ron (1979-83)	9	18	106	5.9	26	1
NFL Record						
Branch, Cliff, Raiders (1972-85)	22	73	1,289	17.7	72t	5

## PUNTING (Min. 20 Punts)

	G	No.	Avg.	Long	Blk.
Saxon, Mike (1985-92)	6	26	43.5	57	1
Bateman, Marv (1972-74)	4	24	43.3	59	0
Widby, Ron (1968-71)	8	51	40.1	65	0
White, Danny (1976-83)	17	84	36.6	53	0
NFL Record					
Camarillo, Rich, New England (1981-87)	6	35	44.5	62	1

THE PLAYOFF RECORDS

**INTERCEPTIONS**

	G	No.	Yds.	Avg.	Long	TD
*Waters, Charlie (1970-78, 80-81) .....	25	9	124	13.8	29	0
Thurman, Dennis (1978-85) .....	13	7	126	18.0	39t	1
Harris, Cliff (1970-79) .....	21	6	103	17.2	30	0
Howley, Chuck (1961-73) .....	11	4	89	22.3	41	0
Lewis, D.D. (1968-81) .....	27	4	64	16.0	23	0
Jordan, Lee Roy (1963-76) .....	19	4	34	8.5	41	0
Renfro, Mel (1964-77) .....	21	4	32	8.0	19	0
Walls, Everson (1981-85) .....	7	3	20	6.7	20	0
Hughes, Randy (1975-80) .....	12	3	1	0.3	1	0
Barnes, Benny (1972-82) .....	21	3	0	0.0	0	0
*Shares NFL record with Bill Simpson, L.A. Rams-Buffalo (1974-1982)						

**PUNT RETURNS (Min. 10)**

	G	No.	Yds.	Avg.	Long	TD
Hayes, Bob (1965-74) .....	15	12	151	12.6	68	0
Johnson, Butch (1976-83) .....	17	19	208	11.0	44	0
NFL Record						
Carter, Anthony, Minnesota (1985-1988) .....	5	15	237	15.8	84t	1

**KICKOFF RETURNS (Min. 10)**

	G	No.	Yds.	Avg.	Long	TD
Harris, Cliff (1970-79) .....	21	11	243	22.1	34	0
Martin, Kelvin (1987-92) .....	5	11	237	21.5	39	0
Jones, James (1980-82, 1984-85) .....	6	13	267	20.5	33	0
Fellows, Ron (1981-85) .....	6	11	191	17.4	33	0
Johnson, Butch (1976-83) .....	17	12	207	17.3	26	0
NFL Record						
Garrett, Carl, Oakland (1976-1977) .....	5	16	481	30.1	62	0

**SCORING**

	G	TD	PAT	FG	Total
Septien, Rafael (1978-85) .....	13	—	40	18	94
Dorsett, Tony (1977-85) .....	16	10	—	—	60
Fritsch, Toni (1971-73, 75) .....	7	—	15	12	51
Pearson, Drew (1973-83) .....	22	8	—	—	48
Clark, Mike (1968-71, 73) .....	8	—	14	9	41
Herrera, Efren (1974, 1976-77) .....	4	—	10	7	31
Thomas, Duane (1970-71) .....	6	5	—	—	30
Smith, Emmitt (1990-92) .....	5	5	—	—	30
Elliott, Lin (1992) .....	3	—	14	4	26
DuPree, Billy Joe (1973-83) .....	22	4	—	—	24
Johnson, Butch (1976-83) .....	16	4	—	—	24
Hill, Tony (1977-85) .....	16	4	—	—	24
Richards, Golden (1973-78) .....	9	4	—	—	24
Laidlaw, Scott (1975-79) .....	7	4	—	—	24
Villanueva, Danny (1965-67) .....	3	—	12	4	24
NFL Record					
Blanda, George, Chi.-Hou.-Oak. (1949-1975) .....	19	—	49	22	115

**FIELD GOALS (Min. 10 Field Goals)**

	G	Att.	Made	Pct.	Long
Septien, Rafael (1978-85) .....	15	21	18	85.7	50
Fritsch, Toni (1971-73, 75) .....	7	14	12	85.7	45
NFL Record					
Nelson, Chuck (1983-88) .....	5	11	10	90.9	47



## Cowboys Single-Game Playoff Records

## SCORING

## Total Points

- 18 Craig Baynham (12/24/67 vs. Cleveland)
- 18 Preston Pearson (1/4/76 @ L.A. Rams)
- 13 Toni Fritsch (1/4/76 @ L.A. Rams)
- 13 Efren Herrera (12/26/77 vs. Chicago)
- 13 Rafael Septien (1/16/83 vs. Green Bay)

## Touchdowns

- 3 Craig Baynham (12/24/67 vs. Cleveland), 2 runs, 1 pass
- 3 Preston Pearson (1/4/76 @ L.A. Rams), 3 pass

## Field Goals Made

- 3 Toni Fritsch (12/23/72 @ San Francisco)
- 3 Toni Fritsch (1/4/76 @ L.A. Rams)
- 3 Efren Herrera (12/26/77 vs. Chicago)
- 3 Rafael Septien (1/9/83 vs. Tampa Bay and 1/16/83 vs. Green Bay)

## Longest Field Goal

- 50 Rafael Septien (1/16/83 vs. Green Bay)

## Field Goals Attempted

- 5 Efren Herrera (1/15/78 vs. Denver), 2 FG

## Extra Points Attempted — Made

- 7-7 Danny Villanueva (12/24/67 vs. Cleveland)
- 7-7 Lin Elliott (1/31/93 vs. Buffalo)

## RUSHING

## Rushing Yards

- 160 Tony Dorsett (12/28/80 vs. L.A. Rams), 22 carries

## Rushing Attempts

- 30 Duane Thomas (12/26/70 vs. Detroit)

## Touchdowns Rushing

- 2 Don Perkins (12/24/67 vs. Cleveland)
- 2 Craig Baynham (12/24/67 vs. Cleveland)
- 2 Tony Dorsett (12/26/77 vs. Chicago)

## Rushing Average (Min. 10 Attempts)

- 7.2 Tony Dorsett (12/28/80 vs. L.A. Rams), 22-160
- 6.9 Calvin Hill (12/23/72 @ San Francisco), 18-125
- 6.4 Don Perkins (1/1/67 vs. Green Bay), 17-108

## Longest Run

- 53 Tony Dorsett (1/7/79 @ L.A. Rams)

## PASSING

## Passing Yards

- 330 Danny White (12/26/83 vs. L.A. Rams), 32 of 53
- 322 Danny White (1/4/81 @ Atlanta), 25 of 39
- 322 Troy Aikman (1/17/93 @ San Francisco), 24 of 34

## Pass Attempts

- 53 Danny White (12/26/83 vs. L.A. Rams), 32 completions
- 45 Danny White (1/9/83 vs. Tampa Bay), 27 completions
- 43 Danny White (1/4/86 @ L.A. Rams), 24 completions

## Pass Completions

- 32 Danny White (12/26/83 vs. L.A. Rams), 53 attempts
- 27 Danny White (1/19/83 vs. Tampa Bay), 45 attempts
- 25 Danny White (1/4/81 @ Atlanta), 39 attempts

## Touchdown Passes

- 4 Roger Staubach (1/4/76 @ L.A. Rams)
- 4 Troy Aikman (1/31/93 vs. Buffalo)

## Passes Had Intercepted

- 4 Roger Staubach (12/30/73 vs. Minnesota)

## Completion Percentage (Min. 15 completions)

- 73.3 Troy Aikman (1/31/93 vs. Buffalo), 22 of 30
- 70.6 Troy Aikman (1/17/93 @ San Francisco), 24 of 34

## Longest Completion

- 86 Don Meredith to Bob Hayes (12/24/67 vs. Cleveland), TD
- 83 Roger Staubach to Drew Pearson (12/23/73 vs. L.A. Rams), TD

## Most Times Sacked

- 7 Roger Staubach (12/23/73 vs. L.A. Rams)
- 7 Roger Staubach (1/18/76 vs. Pittsburgh)

## PASS RECEIVING

## Receptions

- 9 Tony Hill (12/26/83 vs. L.A. Rams), 115 yards
- 8 Tony Dorsett (1/4/86 @ L.A. Rams), 80 yards

## Receiving Yards

- 144 Bob Hayes (12/24/67 vs. Cleveland), 5 receptions
- 142 Tony Hill (1/16/83 vs. Green Bay), 7 receptions

## Touchdowns Receiving

- 3 Preston Pearson (1/4/76 @ L.A. Rams)

## RUSHING-RECEIVING

- 188 Tony Dorsett (12/28/80 vs. L.A. Rams), 160 rushing, 28 receiving
- 173 Emmitt Smith (1/17/93 @ San Francisco), 114 rushing, 59 receiving
- 167 Duane Thomas (1/3/71 vs. San Francisco), 143 rushing, 24 receiving

## THE PLAYOFF RECORDS

### Cowboys Playoff Records (Cont.)

#### COMBINED YARDAGE

285 Bob Hayes (12/24/67 vs. Cleveland),  
5/144 receiving, 3/141 punt returns

#### PUNTING

##### Punts

9 Ron Widby (1/17/71 vs. Baltimore), 38.6  
average

##### Punt Average (Min. 4 punts)

46.9 Mike Saxon (1/4/86 @ L.A. Rams), 7  
punts

#### PUNT RETURNS

##### Punt Returns

5 James Jones (12/28/80 vs. L.A. Rams),  
81 yards

5 Ron Fellows (1/9/83 vs. Tampa Bay), 57  
yards

##### Punt Return Yardage

141 Bob Hayes (12/24/67 vs. Cleveland), 3  
returns

##### Longest Punt Return

68 Bob Hayes (12/24/67 vs. Cleveland)

##### Punt Return Average (3 returns)

47.0 Bob Hayes (12/24/67 vs. Cleveland), 3  
for 141 yards

#### Fair Catches

4 Lance Rentzel (12/21/68 @ Cleveland)  
4 Cliff Harris (12/23/72 @ San Francisco)

#### KICKOFF RETURNS

##### Kickoff Returns

5 Mel Renfro (1/1/67 vs. Green Bay), 124 yards

##### Kickoff Return Yardage

124 Mel Renfro (1/1/67 vs. Green Bay), 5 returns

##### Longest Kickoff Return

89 Rod Hill (1/9/83 vs. Green Bay)  
48 Thomas Henderson (1/18/76 vs.  
Pittsburgh)

##### Kickoff Return Average (4 returns)

39.3 Rod Hill (1/9/83 vs. Green Bay), 3 for 118  
yards

#### INTERCEPTIONS

##### Interceptions

3 Charlie Waters (12/26/77 vs. Chicago)  
3 Dennis Thurman (1/16/83 vs. Green Bay)

##### Interception Return Yardage

68 Thomas Henderson (1/8/79 @ L.A.  
Rams), on 1 int.

##### Longest Interception Return

68 Thomas Henderson (1/8/79 @ L.A.  
Rams)

## Cowboys Big Days/Playoffs

#### 100 YARD RUSHING GAMES

160 yards — Tony Dorsett vs. L.A. Rams	December 28, 1980
143 yards — Duane Thomas @ San Francisco	January 3, 1971
135 yards — Duane Thomas vs. Detroit	December 26, 1970
125 yards — Calvin Hill @ San Francisco	December 23, 1972
114 yards — Emmitt Smith vs. Philadelphia	January 10, 1993
114 yards — Emmitt Smith @ San Francisco	January 17, 1993
110 yards — Tony Dorsett vs. Tampa Bay	January 9, 1983
108 yards — Don Perkins vs. Green Bay	January 1, 1967
108 yards — Emmitt Smith vs. Buffalo	January 31, 1993
105 yards — Emmitt Smith @ Green Bay	December 29, 1991
101 yards — Tony Dorsett @ L.A. Rams	January 7, 1979

#### PASSING

330 yards — Danny White vs. L.A. Rams	December 26, 1983
322 yards — Danny White @ Atlanta	January 4, 1981
322 yards — Troy Aikman @ San Francisco	January 17, 1993
312 yards — Danny White vs. Tampa Bay	January 9, 1983

#### RECEIVING

144 yards — Bob Hayes vs. Cleveland	December 24, 1967
142 yards — Tony Hill vs. Green Bay	January 16, 1983
136 yards — Billy Parks @ San Francisco	December 23, 1972
123 yards — Preston Pearson @ L.A. Rams	January 4, 1976

**THE PLAYOFF RECORDS**

*Cowboys Big Days/Playoffs (Cont.)*

117 yards — Alvin Harper @ San Francisco	January 17, 1993
115 yards — Tony Hill vs. L.A. Rams	December 26, 1983
114 yards — Michael Irvin vs. Buffalo	January 31, 1993
102 yards — Frank Clarke vs. Green Bay	January 1, 1967

## Cowboys Longest Plays/Playoffs

### LONG RUNS FROM SCRIMMAGE

53 yards — Tony Dorsett @ L.A. Rams	January 7, 1979
48 yards — Calvin Hill @ San Francisco	December 23, 1972
38 yards — Emmitt Smith vs. Buffalo	January 31, 1993
32 yards — Ron Springs vs. L.A. Rams	December 28, 1980
*23 yards — Don Perkins vs. Green Bay (TD)	January 1, 1967
*23 yards — Emmitt Smith vs. Philadelphia (TD)	January 10, 1993

\*longest touchdown run

### LONG FORWARD PASS

86 yards — Don Meredith to Bob Hayes vs. Cleveland (TD)	December 24, 1967
83 yards — Roger Staubach to Drew Pearson vs. L.A. Rams (TD)	December 23, 1973
70 yards — Troy Aikman to Alvin Harper @ San Francisco	January 17, 1993
68 yards — Don Meredith to Frank Clarke vs. Green Bay (TD)	January 1, 1967

### LONG PUNT RETURNS

68 yards — Bob Hayes vs. Cleveland	December 24, 1967
63 yards — Golden Richards vs. Minnesota (TD)	December 30, 1973

### LONG KICKOFF RETURNS

89 yards — Ron Hill vs. Green Bay	January 16, 1983
48 yards — Thomas Henderson vs. Pittsburgh	January 18, 1976

### LONG INTERCEPTION RETURNS

68 yards — Thomas Henderson @ L.A. Rams (TD)	January 7, 1979
60 yards — Cornell Green vs. Cleveland (TD)	December 24, 1967

### LONG FUMBLE RETURNS

44 yards — Chuck Howley @ Cleveland (TD)	December 21, 1968
37 yards — Mike Hegman vs. Pittsburgh (TD)	January 21, 1979

## Cowboys Team Playoff Records

### SINGLE GAME

#### SCORING

##### Most Points

52	12/24/67 vs. Cleveland, (Dallas 52, Cleveland 14)
52	1/31/93 vs. Buffalo, (Dallas 52, Buffalo 17)

##### Fewest Points

0	1/4/86 @ L.A. Rams, (L.A. Rams 20, Dallas 0)
---	---

##### Opponent/Most Points

38	12/28/69 vs. Cleveland, (Cleveland 38, Dallas 14)
38	1/5/92 @ Detroit, (Detroit 38, Dallas 6)

##### Opponent/Fewest Points

0	12/26/70 vs. Detroit, (Dallas 5, Detroit 0)
0	1/7/79 @ L.A. Rams, (Dallas 28, L.A. Rams 0)
0	1/2/82 vs. Tampa Bay, (Dallas 38, Tampa Bay 0)

**THE PLAYOFF RECORDS**

*Cowboys Team Playoff Records — Single Game (Cont.)*

**Most Decisive Win**

- 38 1/2/82 vs. Tampa Bay,  
(Dallas 38, Tampa Bay 0)
- 38 12/4/67 vs. Cleveland,  
(Dallas 52, Cleveland 14)

**Most Decisive Loss**

- 32 1/5/92 @ Detroit, (Detroit 38, Dallas 6)

**Most Points Combined**

- 69 1/31/93 vs. Buffalo, (Dallas 52, Buffalo 17)

**FIRST DOWNS**

**Most First Downs**

- 29 12/28/80 vs. L.A. Rams
- 29 1/9/83 vs. Green Bay

**Fewest First Downs**

- 8 12/31/72 @ Washington

**Opponent/Most First Downs**

- 26 1/10/82 @ San Francisco
- 24 1/17/93 @ San Francisco

**Opponent/Fewest First Downs**

- 7 12/26/70 vs. Detroit

**Most First Downs By:**

**Rushing**

- 19 12/28/80 vs. L.A. Rams

**Passing**

- 20 12/26/83 vs. L.A. Rams

**Penalty**

- 2 9 times, last 12/29/91 @ Chicago

**Fewest First Downs By:**

**Rushing**

- 2 1/22/83 @ Washington

**Passing**

- 3 12/26/70 vs. Detroit
- 3 12/31/72 @ Washington

**Opponent/Most First Downs By:**

**Rushing**

- 14 12/30/73 vs. Minnesota

**Passing**

- 19 1/5/92 @ Detroit

**Penalty**

- 4 1/17/71 vs. Baltimore
- 4 1/31/93 vs. Buffalo

**Opponent/Fewest First Downs By:**

**Rushing**

- 1 1/4/76 @ L.A. Rams

**Passing**

- 1 1/15/78 vs. Denver

**TOTAL YARDS**

**Most Net Yards Gained**

- 528 12/28/80 vs. L.A. Rams
- 456 1/9/83 vs. Tampa Bay

**Fewest Net Yards Gained**

- 153 12/30/73 vs. Minnesota

**Opponent/Most Net Yards Gained**

- 466 1/6/83 vs. Green Bay

**Opponent/Fewest Net Yards Gained**

- 118 1/4/76 @ L.A. Rams

**RUSHING**

**Most Yards Rushing**

- 338 12/28/80 vs. L.A. Rams
- 252 1/16/72 vs. Miami

**Fewest Yards Rushing**

- 61 1/4/86 @ L.A. Rams

**Opponent/Most Yards Rushing**

- 269 1/4/86 @ L.A. Rams

**Opponent/Fewest Yards Rushing**

- 22 1/4/76 vs. L.A. Rams

**PASSING**

**Most Net Yards Passing**

- 310 1/4/81 @ Atlanta
- 300 12/26/83 vs. L.A. Rams

**Fewest Net Yards Passing**

- 22 12/26/70 vs. Detroit

**Opponent/Most Net Yards Passing**

- 337 1/5/92 @ Detroit

**Opponent/Fewest Net Yards Passing**

- 35 12/30/78 vs. Atlanta

**Most Pass Attempts**

- 53 12/26/83 vs. L.A. Rams
- 45 1/9/83 vs. Tampa Bay

**Fewest Pass Attempts**

- 14 12/25/71 @ Minnesota
- 14 12/24/77 vs. Chicago

**Opponent/Most Pass Attempts**

- 45 12/29/91 @ Chicago

**Opponent/Fewest Pass Attempts**

- 18 12/31/72 @ Washington

**Most Pass Completions**

- 32 12/26/83 vs. L.A. Rams
- 27 1/9/83 vs. Tampa Bay

**Fewest Pass Completions**

- 4 12/26/70 vs. Detroit

**Opponent/Most Completions**

- 29 1/5/92 @ Detroit

**Opponent/Fewest Pass Completions**

- 6 1/4/86 @ L.A. Rams

**Defense, Most QB Sacks**

- 8 12/31/67 @ Green Bay, (76 yards)

**Opponent/Dfns., Most QB Sacks**

- 7 12/23/73 vs. L.A. Rams, (44 yards)
- 7 1/18/76 vs. Pitt., (52 yards)

THE PLAYOFF RECORDS

*Cowboys Team Playoff Records — Single Game (Cont.)*

**INTERCEPTIONS**

- Most Passes Intercepted**  
 5 1/7/79 @ L.A. Rams
- Opponent/Most Passes Intercepted**  
 4 12/21/68 @ Cleveland  
 4 12/30/73 vs. Minnesota

**PENALTIES**

- Most Penalties**  
 12 1/15/78 vs. Denver
- Fewest Penalties**  
 2 8 times, last 12/29/91 @ Chicago
- Opponent/Most Penalties**  
 10 1/2/82 vs. Tampa Bay  
 8 1/19/76 @ L.A. Rams  
 8 1/15/78 vs. Denver
- Opponent/Fewest Penalties**  
 0 3 times, last 1/18/76 vs. Pittsburgh
- Most Yards Penalized**  
 133 1/17/71 vs. Baltimore
- Fewest Yards Penalized**  
 10 12/24/67 vs. Cleveland  
 10 12/25/71 @ Minnesota
- Opponent/Most Yards Penalized**  
 94 1/19/76 @ L.A. Rams
- Opponent/Fewest Yards Penalized**  
 0 3 times, last 1/18/76 vs. Pittsburgh

**PUNTING**

- Most Punts**  
 9 1/17/71 vs. Baltimore
- Fewest Punts**  
 2 12/24/67 vs. Cleveland  
 2 12/28/80 vs. L.A. Rams
- Opponent/Most Punts**  
 8 3 times, last 1/1/78 vs. Minnesota
- Opponent/Fewest Punts**  
 1 12/28/69 vs. Cleveland  
 1 12/29/91 @ Chicago  
 1 1/17/93 @ San Francisco

- Highest Average (4 punts)**  
 46.9 1/4/86 @ L.A. Rams
- Opponent/Highest Average (4 punts)**  
 48.8 12/26/70 vs. Detroit

**PUNT RETURNS**

- Most Punt Returns**  
 5 1/1/78 vs. Minnesota  
 5 12/28/80 vs. L.A. Rams  
 5 1/9/83 vs. Tampa Bay
- Most Punt Return Yards**  
 155 12/24/67 vs. Cleveland
- Opponent/Most Punt Returns**  
 6 12/26/70 vs. Detroit  
 6 1/11/81 @ Philadelphia
- Opponent/Most Punt Return Yards**  
 69 1/11/81 @ Philadelphia

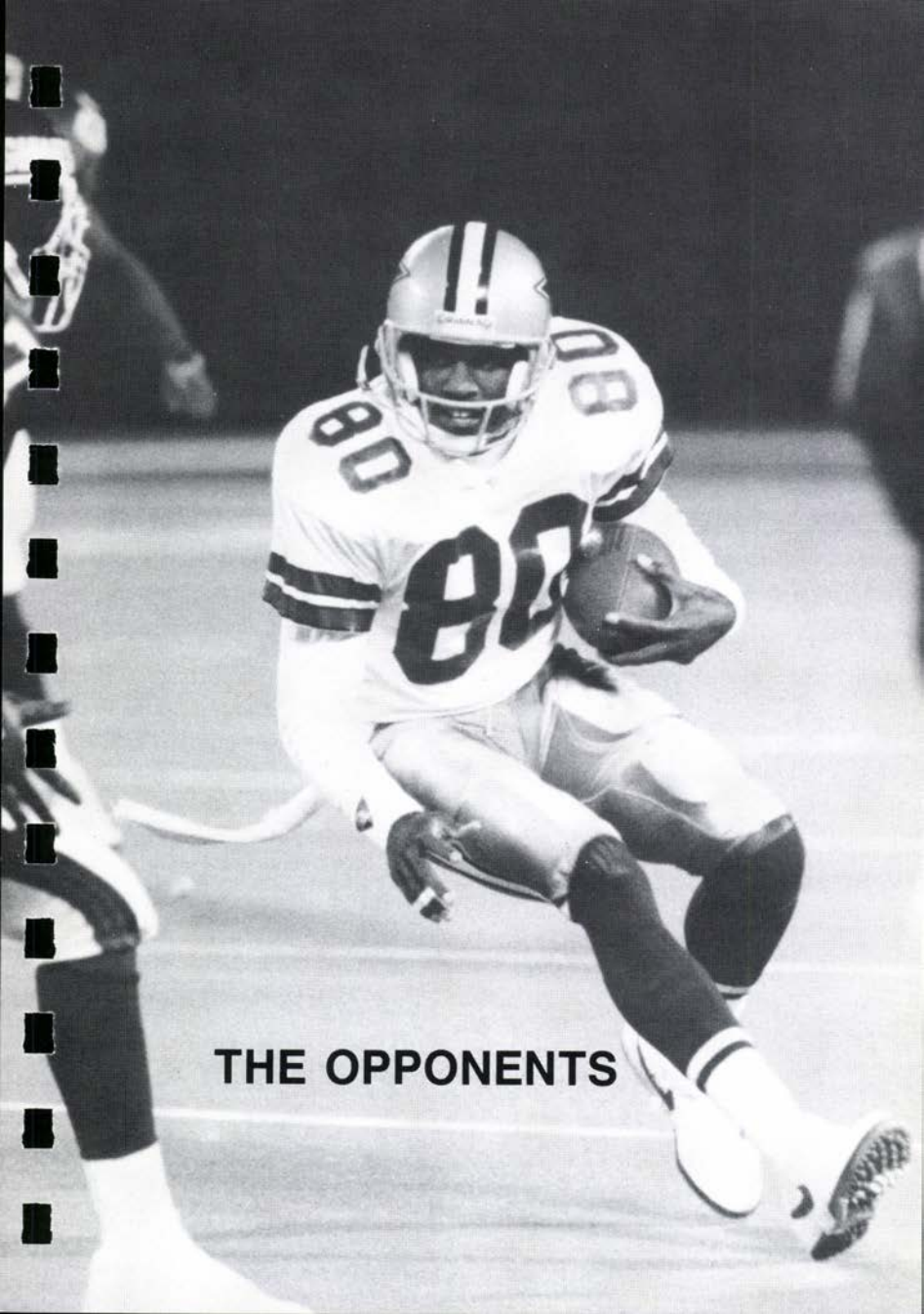
**KICKOFF RETURNS**

- Most Kickoff Returns**  
 6 5 times, last 1/15/92 @ Detroit
- Most Kickoff Return Yards**  
 173 1/16/83 vs. Green Bay
- Opponent/Most Kickoff Returns**  
 8 1/4/76 @ L.A. Rams  
 8 12/26/77 vs. Chicago
- Opponent/Most Kickoff Return Yards**  
 188 12/25/71 @ Minnesota

**FUMBLES**

- Most Fumbles**  
 6 12/30/78 vs. Atlanta  
 6 1/15/78 vs. Denver
- Most Fumbles Lost**  
 3 12/23/72 @ San Francisco  
 3 12/28/78 vs. Atlanta  
 3 1/4/86 @ L.A. Rams
- Opponent/Most Fumbles**  
 8 1/31/93 vs. Buffalo
- Opponent/Most Fumbles Lost**  
 5 1/31/93 vs. Buffalo





**THE OPPONENTS**

## THE OPPONENTS

**Atlanta Falcons**  
 (Dallas Leads Series 11-5)

Year	Site	Winner-Score	Att.
1966	Atlanta	Dallas, 47-14	56,990
1967	Dallas	Dallas, 37-7	54,751
1969	Atlanta	Dallas, 24-17	54,833
1970	Dallas	Dallas, 13-0	53,611
1974	Atlanta	Dallas, 24-0	52,322
1976	Atlanta	Atlanta, 17-10	54,972
1978*	Dallas	Dallas, 27-20	60,388
1980*	Atlanta	Dallas, 30-27	60,022
1985	Dallas	Dallas, 24-10	57,941
1986	Dallas	Atlanta, 37-35	62,880
1987	Dallas	Atlanta, 21-10	40,103
1988	Dallas	Dallas, 26-20	39,702
1989	Atlanta	Atlanta, 27-21	55,285
1990	Atlanta	Atlanta, 26-7	50,097
1991	Dallas	Dallas, 31-27	60,962
1992	Atlanta	Dallas, 41-17	67,036

1993 Nov. 21 at Atlanta

\*NFC Divisional Playoffs

## ATLANTA FALCONS

'92 Results (6-10)		'93 Schedule	
20	N.Y. Jets	17	Sept. 5-@Detroit
17	@Washington	24	Sept. 12-New Orleans
7	New Orleans	10	Sept. 19-@San Francisco
31	@Chicago	41	Sept. 27-Pittsburgh
24	Green Bay	10	Oct. 3-@Chicago
17	@Miami	21	Oct. 10-Open Date
17	@San Francisco	56	Oct. 14-L.A. Rams
30	L.A. Rams	28	Oct. 24-@New Orleans
3	San Francisco	41	Oct. 31-Tampa Bay
20	Phoenix	17	Nov. 7-Open Date
14	@Buffalo	41	Nov. 14-@L.A. Rams
34	New England	0	Nov. 21-DALLAS
14	@New Orleans	22	Nov. 28-Cleveland
35	@Tampa Bay	7	Dec. 5-@Houston
17	DALLAS	41	Dec. 11-San Francisco
27	@L.A. Rams	38	Dec. 19-@Washington
327		414	Dec. 26-@Cincinnati Jan. 2-Phoenix

**Buffalo Bills**  
 (Dallas Leads Series, 4-1)

Year	Site	Winner-Score	Att.
1971	Buffalo	Dallas, 49-37	46,206
1976	Dallas	Dallas, 17-10	51,779
1981	Dallas	Dallas, 27-14	62,583
1984	Buffalo	Buffalo, 14-3	74,391
1992*	Pasadena	Dallas, 52-17	98,374

1993 Sept. 12 at Dallas

\*Super Bowl XXVII, Jan. 31, 1993

## Buffalo Bills Cont.

## BUFFALO BILLS

'92 Results (11-5)		'93 Schedule	
40	L.A. Rams	7	Sept. 5-New England
34	@San Francisco	31	Sept. 12-@Dallas
38	Indianapolis	0	Sept. 19-Open Date
41	@New England	7	Sept. 26-Miami
10	Miami	37	Oct. 3-N.Y. Giants
3	@L.A. Raiders	20	Oct. 11-Houston
24	@N.Y. Jets	20	Oct. 17-Open Date
16	New England	7	Oct. 24-@N.Y. Jets
28	Pittsburgh	20	Nov. 1-Washington
26	@Miami	20	Nov. 7-@New England
41	Atlanta	14	Nov. 15-@Pittsburgh
13	@Indianapolis (OT)	16	Nov. 21-Indianapolis
17	N.Y. Jets	24	Nov. 28-@Kansas City
27	Denver	17	Dec. 5-L.A. Raiders
20	@New Orleans	16	Dec. 12-@Philadelphia
3	@Houston	27	Dec. 19-@Miami
381		283	Dec. 26-N.Y. Jets Jan. 2-@Indianapolis

**Chicago Bears**  
 (Dallas Leads Series, 10-6)

Year	Site	Winner-Score	Att.
1960	Chicago	Chicago, 17-7	39,951
1962	Dallas	Chicago, 34-33	12,692
1964	Chicago	Dallas, 24-10	47,527
1968	Chicago	Dallas, 34-3	46,667
1971	Chicago	Chicago, 23-19	55,049
1973	Chicago	Dallas, 20-17	55,701
1976	Dallas	Dallas, 31-21	61,346
1977*	Dallas	Dallas, 37-7	62,920
1979	Dallas	Dallas, 24-20	64,056
1981	Dallas	Dallas, 10-9	63,499
1984	Chicago	Dallas, 23-14	63,623
1985	Dallas	Chicago, 44-0	63,855
1986	Dallas	Chicago, 24-10	57,256
1988	Chicago	Chicago, 17-7	64,759
1991**	Chicago	Dallas, 17-13	62,594
1992	Dallas	Dallas, 27-14	63,101

\*NFC Divisional Playoffs

\*\*NFC First-Round Playoffs

**Cincinnati Bengals**  
 (Dallas Leads Series, 3-2)

Year	Site	Winner-Score	Att.
1973	Dallas	Dallas, 38-10	58,802
1979	Dallas	Dallas, 38-13	63,179
1985	Cincinnati	Cincinnati, 50-24	56,936
1988	Dallas	Cincinnati, 38-24	37,865
1991	Dallas	Dallas, 35-23	63,275

**Cleveland Browns**  
 (Cleveland Leads Series 16-10)

Year	Site	Winner-Score	Att.
1960	Dallas	Cleve., 48-7	28,500
1961	Cleve.	Cleve., 25-7	43,638
1961	Dallas	Cleve., 38-17	23,500
1962	Cleve.	Cleve., 19-10	40,040
1962	Dallas	Dallas, 45-21	24,226
1963	Dallas	Cleve., 41-24	28,710

Continued

Continued

**THE OPPONENTS**

**Cleveland Browns Cont.**

1963	Cleve.	Cleve., 27-17	55,096
1964	Cleve.	Cleve., 27-6	72,062
1964	Dallas	Cleve., 20-16	37,456
1965	Cleve.	Cleve., 23-17	80,451
1965	Dallas	Cleve., 24-17	76,251
1966	Cleve.	Cleve., 30-21	84,721
1966	Dallas	Dallas, 26-14	80,259
1967	Cleve.	Dallas, 21-14	81,039
1967*	Dallas	Dallas, 52-14	70,786
1968	Dallas	Dallas, 28-7	68,733
1968*	Cleve.	Cleve., 31-20	81,497
1969	Cleve.	Cleve., 42-10	84,850
1969*	Dallas	Cleve., 38-14	69,321
1970	Cleve.	Dallas, 6-2	75,458
1974	Dallas	Dallas, 41-17	48,754
1979	Cleve.	Cleve., 26-7	80,123
1982	Dallas	Dallas, 31-14	46,267
1985	Dallas	Dallas, 20-7	61,456
1988	Cleve.	Cleve., 24-21	77,683
1991	Cleve.	Dallas, 26-14	78,860

\* Eastern Conference Championship Game

**Denver Broncos  
(Dallas Leads Series, 4-2)**

Year	Site	Winner-Score	Att.
1973	Denver	Dallas, 22-10	51,706
1977	Dallas	Dallas, 14-6	63,752
1978*	N. Orleans	Dallas, 27-10	76,400
1980	Denver	Denver, 41-20	74,919
1986	Denver	Denver, 29-14	76,082
1992	Denver	Dallas, 31-27	74,946

\* Super Bowl XII, Jan. 15, 1978

**Detroit Lions  
(Dallas Leads Series 8-6)**

Year	Site	Winner-Score	Att.
1960	Detroit	Detroit, 23-14	43,272
1963	Dallas	Dallas, 17-14	27,262
1968	Dallas	Dallas, 59-13	61,382
1970*	Dallas	Dallas, 5-0	73,167
1972	Dallas	Dallas, 28-24	65,378
1975	Detroit	Dallas, 36-10	79,784
1977	Dallas	Dallas, 37-0	63,160
1981	Detroit	Detroit, 27-24	79,694
1985	Detroit	Detroit, 26-21	72,985
1986	Detroit	Dallas, 31-7	73,812
1987	Detroit	Detroit, 27-17	45,325
1991	Detroit	Detroit, 34-10	74,906
1991*	Detroit	Detroit, 38-6	78,290
1992	Detroit	Dallas, 37-3	74,816

\* NFC Divisional Playoffs

**Green Bay Packers  
(Green Bay Leads Series 10-6)**

Year	Site	Winner-Score	Att.
1960	Gr. Bay	Green Bay, 41-7	32,294
1964	Dallas	Green Bay, 45-21	44,975
1965	Milwau.	Green Bay, 13-3	48,311
1966*	Dallas	Green Bay, 34-27	75,504
1967*	Gr. Bay	Green Bay, 21-17	50,861
1968	Dallas	Green Bay, 28-17	74,604
1970	Dallas	Dallas, 16-3	67,182

Continued

**Green Bay Packers Cont.**

1972	Milwau.	Green Bay, 16-14	47,103
1975	Dallas	Green Bay, 19-17	64,934
1978	Milwau.	Dallas, 42-14	55,256
1980	Milwau.	Dallas, 28-7	54,776
1982**	Dallas	Dallas, 37-26	63,972
1984	Dallas	Dallas, 20-6	64,222
1989	Gr. Bay	Green Bay, 31-13	56,656
1989	Dallas	Green Bay, 20-10	41,265
1991	Milwau.	Dallas, 20-17	53,695

1993 Oct. 3 at Dallas

\* NFL Championship Game

\*\* Super Bowl Tournament

**GREEN BAY PACKERS**

'92 Results (9-7)		'93 Schedule	
20	Minnesota (OT) 23	Sept. 5-L.A. Rams	
3	@ Tampa Bay 31	Sept. 12-Philadelphia	
24	Cincinnati 23	Sept. 19-Open Date	
17	Pittsburgh 3	Sept. 26-@Minnesota	
10	@ Atlanta 24	Oct. 3-@DALLAS	
6	@ Cleveland 17	Oct. 10-Denver	
10	Chicago 30	Oct. 17-Open Date	
27	@ Detroit 13	Oct. 24-@ Tampa Bay	
7	@ N.Y. Giants 27	Oct. 31-Chicago	
27	Philadelphia 24	Nov. 8-@ Kansas City	
17	@ Chicago 3	Nov. 14-@ New Orleans	
19	Tampa Bay 14	Nov. 21-Detroit	
38	Detroit 10	Nov. 28-Tampa Bay	
16	@ Houston 14	Dec. 5-@ Chicago	
28	L.A. Rams 13	Dec. 12-@ San Diego	
7	@ Minnesota 27	Dec. 19-Minnesota	
276		Dec. 26-L.A. Raiders	
		Jan. 2 @ Detroit	

**Houston Oilers  
(Dallas Leads Series, 4-3)**

Year	Site	Winner-Score	Att.
1970	Dallas	Dallas, 52-10	50,504
1974	Houston	Dallas, 10-0	49,775
1979	Dallas	Houston, 30-24	63,897
1982	Houston	Dallas, 37-7	51,808
1985	Houston	Dallas, 17-10	49,686
1988	Dallas	Houston, 25-17	50,845
1991	Houston	Houston, 26-23 (OT)	63,001

**Indianapolis Colts  
(Dallas Leads Series, 6-3)**

Year	Site	Winner-Score	Att.
1960	Dallas	Baltimore, 45-7	25,500
1967	Balt.	Baltimore, 23-17	60,238
1969	Dallas	Dallas, 27-10	63,191
1970*	Miami	Baltimore, 16-13	80,055
1972	Balt.	Dallas, 21-0	58,992
1976	Dallas	Dallas, 30-27	64,237
1978	Dallas	Dallas, 38-0	64,224
1981	Balt.	Dallas, 37-13	54,871
1984	Dallas	Dallas, 22-3	58,724

1993 Oct. 10 at Indianapolis

\* Super Bowl V, Jan. 17, 1971

Continued



THE OPPONENTS

**INDIANAPOLIS COLTS**

'92 Results (9-7)		'93 Schedule	
14	Cleveland 3	Sept. 5-Miami	
10	Houston 20	Sept. 12-@Cincinnati	
0	@Buffalo 38	Sept. 19-Open Date	
24	@Tampa Bay 14	Sept. 26-Cleveland	
6	N.Y. Jets (OT) 3	Oct. 3-@Denver	
14	San Diego 34	Oct. 10-DALLAS	
31	@Miami 20	Oct. 17-Open Date	
0	@San Diego 26	Oct. 24-@Miami	
0	Miami 28	Oct. 31-New England	
34	New England (OT) 37	Nov. 7-@Washington	
14	@Pittsburgh 30	Nov. 14-N.Y. Jets	
16	Buffalo (OT) 13	Nov. 21-@Buffalo	
6	@New England 0	Nov. 29-San Diego	
10	@N.Y. Jets 6	Dec. 5-@N.Y. Jets	
16	Phoenix 13	Dec. 12-@N.Y. Giants	
21	@Cincinnati 17	Dec. 19-Philadelphia	
216	302	Dec. 26-@New England	
		Jan. 2-Buffalo	

**Kansas City Chiefs**  
(Dallas Leads Series, 3-2)

Year	Site	Winner-Score	Att.
1970	Kan. City	Dallas, 27-16	51,158
1975	Dallas	Kansas City, 34-31	63,539
1983	Dallas	Dallas, 41-21	64,103
1989	Kan. City	Kansas City, 36-28	76,841
1992	Dallas	Dallas, 17-10	64,115

**L.A. Raiders**  
(Raiders Lead Series, 3-2)

Year	Site	Winner-Score	Att.
1974	Oakland	Oakland, 27-23	45,850
1980	Oakland	Dallas, 19-13	53,194
1983	Dallas	L.A., 40-38	64,991
1986	Dallas	L.A., 17-13	61,706
1992	L.A.	Dallas, 28-13	91,505

**L.A. Rams**  
(Rams Lead Series, 13-12)

Year	Site	Winner-Score	Att.
1960	Dallas	L.A., 38-13	16,000
1962	L.A.	Dallas, 27-17	26,907
1967	Dallas	L.A., 35-13	75,229
1969	L.A.	L.A., 24-23	79,105
1971	Dallas	Dallas, 28-21	66,595
1973	L.A.	L.A., 37-31	81,428
1973*	Dallas	Dallas, 27-16	64,291
1975	Dallas	Dallas, 18-7	49,091
1975**	L.A.	Dallas, 37-7	84,483
1976*	Dallas	L.A., 14-12	62,436
1978	L.A.	L.A., 27-14	65,749
1978**	L.A.	Dallas, 28-0	67,470
1979	Dallas	Dallas, 30-6	64,462
1979*	Dallas	L.A., 21-19	64,792
1980	L.A.	L.A., 38-14	62,548
1980\$	Dallas	Dallas, 34-13	64,533
1981	Dallas	Dallas, 29-17	64,649
1983\$	Dallas	L.A., 24-17	43,521
1984	L.A.	Dallas, 20-13	65,403
1985*	L.A.	L.A., 20-0	66,351
1986	L.A.	L.A., 29-10	64,949
1987	L.A.	Dallas, 29-21	60,700

Continued

**L.A. Rams Cont.**

1989	Dallas	L.A., 35-31	46,100
1990	L.A.	Dallas, 24-21	58,589
1992	Dallas	L.A., 27-23	63,690

- \$ NFC Wild Card Game
- \* NFC Division Playoff Game
- \*\* NFC Championship Game

**Miami Dolphins**  
(Miami Leads Series, 5-2)

Year	Site	Winner-Score	Att.
1971*	N.Orleans	Dallas, 24-3	81,035
1973	Dallas	Miami, 14-7	64,100
1978	Miami	Miami, 23-16	69,414
1981	Dallas	Dallas, 28-27	64,221
1984	Miami	Miami, 28-21	74,139
1987	Dallas	Miami, 20-14	56,519
1989	Dallas	Miami, 17-14	56,044

- 1993 Nov. 25 at Dallas
- \* Super Bowl VI, Jan. 16, 1972

**MIAMI DOLPHINS**

'92 Results (11-5)		'93 Schedule	
27	@Cleveland 23	Sept. 5-@Indianapolis	
26	L.A. Rams 10	Sept. 12-N.Y. Jets	
19	@Seattle 17	Sept. 19-Open Date	
37	@Buffalo 10	Sept. 26-@Buffalo	
21	Atlanta 17	Oct. 4-Washington	
38	New England 17	Oct. 10-@Cleveland	
20	Indianapolis 31	Oct. 17-Open Date	
14	@N.Y. Jets 26	Oct. 24-Indianapolis	
28	@Indianapolis 0	Oct. 31-Kansas City	
20	Buffalo 26	Nov. 7-@N.Y. Jets	
19	Houston 16	Nov. 14-@Philadelphia	
13	@New Orleans 24	Nov. 21-New England	
3	@San Francisco 27	Nov. 25-@DALLAS	
20	L.A. Raiders 7	Dec. 5-N.Y. Giants	
19	N.Y. Jets 17	Dec. 13-Pittsburgh	
16	@New Eng. (OT) 13	Dec. 19-Buffalo	
340	281	Dec. 27-@San Diego	
		Jan. 2-@New England	

**Minnesota Vikings**  
(Dallas Leads Series, 10-7)

Year	Site	Winner-Score	Att.
1961	Dallas	Dallas, 21-7	20,500
1961	Minn.	Dallas, 28-0	33,070
1966	Dallas	Dallas, 28-17	64,116
1968	Dallas	Dallas, 20-7	47,644
1970	Minn.	Minn., 54-13	47,900
1971*	Minn.	Dallas, 20-12	49,100
1973**	Dallas	Minn., 27-10	64,524
1974	Dallas	Minn., 23-21	57,847
1975*	Minn.	Dallas, 17-14	48,341
1977	Minn.	Dallas, 16-10(OT)	47,678
1977**	Dallas	Dallas, 23-6	61,968
1978	Dallas	Minn., 21-10	61,848
1979	Minn.	Dallas, 36-20	47,572
1982	Minn.	Minn., 31-27	60,007
1983	Minn.	Dallas, 37-24	60,774
1987	Dallas	Minn., 44-38(OT)	54,229
1988	Dallas	Minn., 43-3	57,830

- 1993 Dec. 12 at Minnesota
- \* NFC Divisional Playoff Game
- \*\* NFC Championship Game

Continued

**THE OPPONENTS**

**Minnesota Vikings Cont.**

MINNESOTA VIKINGS			
'92 Results (11-5)		'93 Schedule	
23 @Green Bay (OT)	20	Sept. 5-@L.A. Raiders	
17 @Detroit	31	Sept. 12-Chicago	
26 Tampa Bay	20	Sept. 19-Open Date	
42 @Cincinnati	7	Sept. 26-Green Bay	
21 Chicago	20	Oct. 3-@San Francisco	
31 Detroit	14	Oct. 10-Tampa Bay	
13 Washington	15	Oct. 17-Open Date	
38 @Chicago	10	Oct. 25-@Chicago	
35 @Tampa Bay	7	Oct. 31-Detroit	
13 Houston	17	Nov. 7-San Diego	
17 Cleveland	13	Nov. 14-@Denver	
31 @L.A. Rams	17	Nov. 21-@Tampa Bay	
17 @Philadelphia	28	Nov. 28-New Orleans	
17 San Francisco	20	Dec. 5-@Detroit	
6 @Pittsburgh	3	Dec. 12-DALLAS	
27 Green Bay	7	Dec. 19-vs. Green Bay	
374	249	Dec. 26-Kansas City	
		Dec. 31-@Washington	

**New England Patriots  
(Dallas Leads Series, 6-0)**

Year	Site	Winner-Score	Att.
1971	Dallas	Dallas, 44-21	65,708
1975	N. Eng.	Dallas, 34-31	60,905
1978	Dallas	Dallas, 17-10	63,263
1981	N. Eng.	Dallas, 35-21	60,311
1984	Dallas	Dallas, 20-17	55,341
1987	N. Eng.	Dallas, 23-17(OT)	60,567

**New Orleans Saints  
(Dallas Leads Series, 13-3)**

Year	Site	Winner-Score	Att.
1967	Dallas	Dallas, 14-10	52,562
1967	N.O.	Dallas, 27-10	83,437
1968	N.O.	Dallas, 17-3	84,728
1969	N.O.	Dallas, 21-17	79,567
1969	Dallas	Dallas, 33-17	68,282
1971	N.O.	N.O., 24-14	83,088
1973	Dallas	Dallas, 40-3	53,972
1976	N.O.	Dallas, 24-6	61,413
1978	Dallas	Dallas, 27-7	57,920
1982	Dallas	Dallas, 21-7	64,506
1983	Dallas	Dallas, 21-20	62,136
1984	Dallas	Dallas, 30-27(OT)	50,966
1988	N.O.	N.O., 20-17	68,474
1989	N.O.	N.O., 28-0	66,977
1990	Dallas	Dallas, 17-13	60,087
1991	Dallas	Dallas, 23-14	64,530

**New York Giants  
(Dallas Leads Series, 38-21-2)**

Year	Site	Winner-Score	Att.
1960	New York	Tie, 31-31	55,033
1961	Dallas	New York, 31-10	41,500
1961	New York	Dallas, 17-16	60,254
1962	Dallas	New York, 41-10	45,668

**New York Giants Cont.**

1962	New York	New York, 41-31	62,694
1963	New York	New York, 37-21	62,889
1963	Dallas	New York, 34-27	29,635
1964	Dallas	Tie, 13-13	33,225
1964	New York	Dallas, 31-21	63,031
1965	Dallas	Dallas, 31-2	59,366
1965	New York	Dallas, 38-20	62,871
1966	Dallas	Dallas, 52-7	60,010
1966	New York	Dallas, 17-7	62,735
1967	Dallas	Dallas, 38-24	66,209
1968	Dallas	New York, 27-21	72,163
1968	New York	Dallas, 28-10	62,617
1969	Dallas	Dallas, 25-3	58,964
1970	Dallas	Dallas, 28-10	57,236
1970	New York	New York, 23-20	62,938
1971	Dallas	Dallas, 20-13	68,378
1971	New York	Dallas, 42-14	62,815
1972	New York	Dallas, 23-14	62,725
1972	Dallas	New York, 23-3	64,602
1973	Dallas	Dallas, 45-28	64,898
1973	N. Haven	Dallas, 23-10	70,128
1974	Dallas	New York, 14-6	46,353
1974	N. Haven	Dallas, 21-7	61,191
1975	New York	Dallas, 13-7	56,511
1975	Dallas	Dallas, 14-3	53,329
1976	New York	Dallas, 24-14	76,042
1976	Dallas	Dallas, 9-3	58,870
1977	Dallas	Dallas, 41-21	64,215
1977	New York	Dallas, 24-10	74,532
1978	New York	Dallas, 34-24	73,265
1978	Dallas	Dallas, 24-3	64,869
1979	New York	Dallas, 16-14	76,490
1979	Dallas	Dallas, 28-7	63,787
1980	Dallas	Dallas, 24-3	59,126
1980	New York	New York, 38-35	68,343
1981	Dallas	Dallas, 18-10	63,499
1981	New York	N.Y., 13-10(OT)	73,009
1983	Dallas	Dallas, 28-13	62,347
1983	New York	Dallas, 38-20	76,142
1984	New York	New York, 28-7	75,921
1984	Dallas	New York, 19-7	60,235
1985	New York	Dallas, 30-29	74,981
1985	Dallas	Dallas, 28-21	62,310
1986	Dallas	Dallas, 31-28	59,804
1986	New York	New York, 17-14	74,871
1987	New York	Dallas, 16-14	73,426
1987	Dallas	Dallas, 33-24	55,730
1988	Dallas	New York, 12-10	55,325
1988	New York	New York, 29-21	75,826
1989	Dallas	New York, 30-13	51,785
1989	New York	New York, 15-0	72,141
1990	Dallas	New York, 28-7	61,090
1990	New York	New York, 31-17	75,923
1991	Dallas	Dallas, 21-16	64,010
1991	New York	New York, 22-9	76,410
1992	New York	Dallas, 34-28	76,430
1992	Dallas	Dallas, 30-3	62,416

1993 Nov. 7 at Dallas  
1993 Jan. 2 at New York

Continued

Continued

**THE OPPONENTS**

**New York Giants Cont.**

NEW YORK GIANTS			
'92 Results (6-10)		'93 Schedule	
14	San Francisco	31	Sept. 5-@Chicago
28	DALLAS	34	Sept. 12-Tampa Bay
27	@Chicago	14	Sept. 19-L.A. Rams
10	@L.A. Raiders	13	Sept. 26-Open Date
31	Phoenix	21	Oct. 3-@Buffalo
17	@L.A. Rams	38	Oct. 10-@Washington
23	Seattle	10	Oct. 17-Philadelphia
24	@Washington	7	Oct. 24-Open Date
27	Green Bay	7	Oct. 31-N.Y. Jets
13	@Denver	27	Nov. 7-@DALLAS
34	Philadelphia	47	Nov. 14-Washington
3	@DALLAS	30	Nov. 21-@Philadelphia
10	Washington	28	Nov. 28-Phoenix
0	@Phoenix	19	Dec. 5-@Miami
35	Kansas City	21	Dec. 12-Indianapolis
10	@Philadelphia	20	Dec. 20-@New Orleans
306		367	Dec. 26-@Phoenix
			Jan. 2-DALLAS

**N.Y. Jets  
(Dallas Leads Series, 4-1)**

Year	Site	Winner-Score	Att.
1971	Dallas	Dallas, 52-10	66,689
1975	New York	Dallas, 31-21	37,279
1978	New York	Dallas, 30-7	52,532
1987	New York	Dallas, 38-24	12,370
1990	New York	New York, 24-9	68,086
1993	Dec. 18 at New York		

**NEW YORK JETS**

'92 Results (4-12)		'93 Schedule	
17	@Atlanta	20	Sept. 5-Denver
10	@Pittsburgh	27	Sept. 12-@Miami
14	San Francisco	31	Sept. 19-Open Date
10	@L.A. Rams	18	Sept. 26-New England
30	New England	21	Oct. 3-Philadelphia
3	@Indianapolis (OT)	6	Oct. 10-@L.A. Raiders
20	Buffalo	24	Oct. 17-Open Date
26	Miami	14	Oct. 24-Buffalo
16	@Denver	27	Oct. 31-@N.Y. Giants
17	Cincinnati	14	Nov. 7-Miami
3	@New England	24	Nov. 14-@Indianapolis
7	Kansas City	23	Nov. 21-Cincinnati
24	@Buffalo	17	Nov. 28-@New England
6	Indianapolis	10	Dec. 5-Indianapolis
17	@Miami	19	Dec. 11-@Washington
0	New Orleans	20	Dec. 18-DALLAS
220		315	Dec. 26-@Buffalo
			Jan. 2-@Houston

**Philadelphia Eagles  
(Dallas Leads Series, 39-27)**

Year	Site	Winner-Score	Att.
1960	Dallas	Phil., 27-25	18,500
1961	Dallas	Phil., 43-7	25,000
1961	Phil.	Phil., 35-13	60,127
1962	Dallas	Dallas, 41-19	18,645
1962	Phil.	Phil., 28-14	58,070
1963	Phil.	Phil., 24-21	60,671

*Continued*

**Philadelphia Eagles Cont.**

1963	Dallas	Dallas, 27-20	23,694
1964	Dallas	Phil., 17-14	55,972
1964	Phil.	Phil., 24-14	60,671
1965	Dallas	Phil., 35-24	56,249
1965	Phil.	Dallas, 21-19	54,714
1966	Dallas	Dallas, 56-7	69,372
1966	Phil.	Phil., 24-23	60,658
1967	Phil.	Phil., 21-14	60,740
1967	Dallas	Dallas, 38-17	55,834
1968	Phil.	Dallas, 45-13	60,858
1968	Dallas	Dallas, 34-14	72,083
1969	Phil.	Dallas, 38-7	60,658
1969	Dallas	Dallas, 49-14	71,509
1970	Phil.	Dallas, 17-7	59,728
1970	Dallas	Dallas, 21-17	55,736
1971	Phil.	Dallas, 42-7	65,358
1971	Dallas	Dallas, 20-7	60,178
1972	Dallas	Dallas, 28-6	55,850
1972	Phil.	Dallas, 28-7	65,720
1973	Phil.	Phil., 30-16	65,954
1973	Dallas	Dallas, 31-10	61,985
1974	Phil.	Phil., 13-10	64,088
1974	Dallas	Dallas, 31-24	43,586
1975	Phil.	Dallas, 20-17	64,889
1975	Dallas	Dallas, 27-17	57,893
1976	Dallas	Dallas, 27-7	54,052
1976	Phil.	Dallas, 26-7	55,072
1977	Phil.	Dallas, 16-10	65,507
1977	Dallas	Dallas, 24-14	60,289
1978	Dallas	Dallas, 14-7	60,525
1978	Phil.	Dallas, 31-13	64,667
1979	Dallas	Phil., 31-21	62,417
1979	Phil.	Dallas, 24-17	71,434
1980	Phil.	Phil., 17-10	70,696
1980	Dallas	Dallas, 35-27	62,548
1981**	Phil.	Phil., 20-7	70,696
1981	Phil.	Dallas, 17-14	72,111
1981	Dallas	Dallas, 21-10	64,955
1982	Dallas	Phil., 24-20	46,199
1983	Dallas	Dallas, 37-7	63,070
1983	Phil.	Dallas, 27-20	71,236
1984	Dallas	Dallas, 23-17	64,521
1984	Phil.	Dallas, 26-10	66,322
1985	Phil.	Phil., 16-14	70,114
1985	Dallas	Dallas, 35-17	54,047
1986	Phil.	Dallas, 17-14	68,572
1986	Dallas	Phil., 23-21	46,117
1987	Dallas	Dallas, 41-22	40,622
1987	Phil.	Phil., 37-20	61,630
1988	Phil.	Phil., 24-23	66,309
1988	Dallas	Phil., 23-7	46,131
1989	Dallas	Phil., 27-0	54,444
1989	Phil.	Phil., 20-10	59,842
1990	Dallas	Phil., 21-20	62,605
1990	Phil.	Phil., 17-3	63,895
1991	Dallas	Phil., 24-0	62,656
1991	Phil.	Dallas, 25-13	65,854
1992	Phil.	Phil., 31-7	66,572
1992	Dallas	Dallas, 20-10	65,012
1992*	Dallas	Dallas, 34-10	63,721

1993 Oct. 31 at Philadelphia

1993 Dec. 6 at Philadelphia

\* NFC Divisional Playoffs

\*\* NFC Championship Game

*Continued*

**THE OPPONENTS**

**PHILADELPHIA EAGLES**

'92 Results (11-5)		'93 Schedule	
15	New Orleans	13	Sept. 5-Phoenix
31	@Phoenix	14	Sept. 12-@Green Bay
30	Denver	0	Sept. 19-Washington
17	DALLAS	7	Sept. 26-Open Date
17	@Kansas City	24	Oct. 3-@N.Y. Jets
12	@Washington	16	Oct. 10-Chicago
7	Phoenix	3	Oct. 17-@N.Y. Giants
10	@DALLAS	20	Oct. 24-Open Date
31	L.A. Raiders	10	Oct. 31-DALLAS
24	@Green Bay	27	Nov. 7-@Phoenix
47	@N.Y. Giants	34	Nov. 14-Miami
14	@San Francisco	20	Nov. 21-N.Y. Giants
28	Minnesota	17	Nov. 28-@Washington
20	@Seattle (OT)	17	Dec. 6-@DALLAS
17	Washington	13	Dec. 12-Buffalo
20	N.Y. Giants	10	Dec. 19-@Indianapolis
354		245	Dec. 26-New Orleans
			Jan. 3-@San Francisco

**Phoenix Cardinals**

(Dallas Leads Series, 38-22-1)

Year	Site	Winner-Score	Att.
1960	St. Louis	St. Louis, 12-10	23,128
1961	Dallas	St. Louis, 31-17	20,500
1961	St. Louis	St. Louis, 31-13	15,384
1962	Dallas	St. Louis, 28-24	16,027
1962	St. Louis	St. Louis, 55-20	14,201
1963	Dallas	St. Louis, 34-7	36,432
1963	St. Louis	Dallas, 28-24	12,695
1964	Dallas	St. Louis, 16-6	36,605
1964	St. Louis	Dallas, 31-13	28,253
1965	St. Louis	St. Louis, 20-13	32,034
1965	Dallas	Dallas, 27-13	38,499
1966	St. Louis	Tie, 10-10	50,673
1966	Dallas	Dallas, 31-17	76,965
1967	Dallas	Dallas, 46-21	68,787
1968	Dallas	Dallas, 27-10	48,296
1969	Dallas	Dallas, 24-3	62,134
1970	St. Louis	St. Louis, 20-7	50,780
1970	Dallas	St. Louis, 38-0	69,323
1971	St. Louis	Dallas, 16-13	50,486
1971	Dallas	Dallas, 31-12	66,672
1972	Dallas	Dallas, 33-24	65,218
1972	St. Louis	Dallas, 27-6	49,787
1973	Dallas	Dallas, 45-10	64,729
1973	St. Louis	Dallas, 30-3	43,946
1974	St. Louis	St. Louis, 31-28	49,885
1974	Dallas	Dallas, 17-14	64,146
1975	Dallas	Dallas, 37-31	52,417
1975	St. Louis	St. Louis, 31-17	49,701
1976	St. Louis	St. Louis, 21-17	50,317
1976	Dallas	Dallas, 19-14	62,498
1977	St. Louis	Dallas, 30-24	50,129
1977	Dallas	St. Louis, 24-17	64,038
1978	Dallas	Dallas, 21-12	62,760
1978	St. Louis	Dallas, 24-21(OT)	48,991
1979	St. Louis	Dallas, 22-21	50,855
1979	Dallas	Dallas, 22-13	64,300
1980	St. Louis	Dallas, 27-24	50,701
1980	Dallas	Dallas, 31-21	52,567
1981	Dallas	Dallas, 30-17	63,602
1981	St. Louis	St. Louis, 20-17	49,777
1982	St. Louis	Dallas, 24-7	50,705
1983	St. Louis	Dallas, 34-17	48,532
1983	Dallas	Dallas, 35-17	60,764

Continued

*Phoenix Cardinals Cont.*

1984	Dallas	St. Louis, 31-20	61,438
1984	St. Louis	Dallas, 24-17	48,721
1985	St. Louis	St. Louis, 21-10	49,347
1985	Dallas	Dallas, 35-17	54,125
1986	St. Louis	Dallas, 31-7	49,077
1986	Dallas	Dallas, 37-6	60,756
1987	St. Louis	St. Louis, 24-13	47,241
1987	Dallas	Dallas, 21-16	36,788
1988	Phoenix	Dallas, 17-14	67,139
1988	Dallas	Phoenix, 16-10	42,196
1989	Dallas	Phoenix, 19-10	44,431
1989	Phoenix	Phoenix, 24-20	49,657
1990	Phoenix	Phoenix, 20-3	45,235
1990	Dallas	Dallas, 41-10	60,190
1991	Phoenix	Dallas, 17-9	68,814
1991	Dallas	Dallas, 27-7	61,970
1992	Dallas	Dallas, 31-20	62,595
1992	Phoenix	Dallas, 16-10	72,439

1993 Sept. 19 at Phoenix

1993 Nov. 14 at Dallas

**PHOENIX CARDINALS**

'92 Results (4-12)		'93 Schedule	
7	@Tampa Bay	23	Sept. 5-@Philadelphia
14	Philadelphia	31	Sept. 12-@Washington
20	@DALLAS	31	Sept. 19-DALLAS
27	Washington	24	Sept. 26-@Detroit
21	@N.Y. Giants	31	Oct. 3-Open Date
21	New Orleans	30	Oct. 10-New England
3	@Philadelphia	7	Oct. 17-Washington
24	San Francisco	14	Oct. 24-@San Francisco
20	@L.A. Rams	14	Oct. 31-New Orleans
17	@Atlanta	20	Nov. 7-Philadelphia
10	DALLAS	16	Nov. 14-@DALLAS
3	@Washington	41	Nov. 21-Open Date
21	San Diego	27	Nov. 28-@N.Y. Giants
19	N.Y. Giants	0	Dec. 5-L.A. Rams
13	@Indianapolis	16	Dec. 12-Detroit
3	Tampa Bay	7	Dec. 19-@Seattle
243		332	Dec. 26-N.Y. Giants
			Jan. 2-@Atlanta

**Pittsburgh Steelers**  
(Pittsburgh Leads Series 13-12)

Year	Site	Winner-Score	Att.
1960	Dallas	Pitts., 35-28	30,000
1961	Dallas	Dallas, 27-24	23,500
1961	Pitts.	Pitts., 37-7	17,519
1962	Dallas	Pitts., 30-28	19,478
1962	Pitts.	Dallas, 42-27	23,106
1963	Pitts.	Pitts., 27-21	19,047
1963	Dallas	Pitts., 24-19	24,136
1964	Pitts.	Pitts., 23-17	35,594
1964	Dallas	Dallas, 17-14	35,271
1965	Pitts.	Pitts., 22-13	37,804
1965	Dallas	Dallas, 24-17	57,293
1966	Dallas	Dallas, 52-21	58,453
1966	Pitts.	Dallas, 20-7	42,185
1967	Pitts.	Dallas, 24-21	39,641
1968	Dallas	Dallas, 28-7	55,069
1969	Pitts.	Dallas, 10-7	24,990
1972	Dallas	Dallas, 17-13	65,682
1975*	Miami	Pitts., 21-17	80,187
1977	Pitts.	Pitts., 28-13	49,761
1978**	Miami	Pitts., 35-31	78,656
1979	Pitts.	Pitts., 14-3	50,199

Continued

**THE OPPONENTS**

**Pittsburgh Steelers Cont.**

1979	Pitts.	Pitts., 14-3	50,199
1982	Dallas	Pitts., 36-28	63,431
1985	Dallas	Dallas, 27-13	62,932
1988	Pitts.	Pitts., 24-21	56,813
1991	Dallas	Dallas, 20-10	62,253

\* Super Bowl X, Jan. 18, 1976

\*\* Super Bowl XIII, Jan. 21, 1979

**San Diego Chargers  
(Dallas Leads Series, 4-1)**

Year	Site	Winner-Score	Att.
1972	San Diego	Dallas, 34-28	54,476
1980	Dallas	Dallas, 42-31	60,639
1983	San Diego	San Diego, 24-23	46,192
1986	San Diego	Dallas, 24-21	55,622
1990	Dallas	Dallas, 17-14	48,063

**San Francisco 49ers  
(San Francisco Leads Series 10-9-1)**

Year	Site	Winner-Score	Att.
1960	Dallas	San Fran., 26-14	10,000
1963	San Fran.	San Fran., 31-24	29,563
1965	Dallas	Dallas, 39-31	33,677
1967	San Fran.	San Fran., 24-16	27,182
1969	Dallas	Tie, 24-24	62,348
1970*	San Fran.	Dallas, 17-10	59,625
1971**	Dallas	Dallas, 14-3	66,311
1972	Dallas	San Fran., 31-10	65,124
1972*	San Fran.	Dallas, 30-28	61,214
1974	Dallas	Dallas, 20-14	50,018
1977	San Fran.	Dallas, 42-35	55,848
1979	San Fran.	Dallas, 21-13	56,728
1980	Dallas	Dallas, 59-14	63,399
1981	San Fran.	San Fran., 45-14	57,574
1981**	San Fran.	San Fran., 28-27	60,525
1983	San Fran.	San Fran., 42-17	59,957
1985	San Fran.	San Fran., 31-16	60,114
1989	Dallas	San Fran., 31-14	61,077
1990	Dallas	San Fran., 24-6	62,966
1992**	San Fran.	Dallas, 30-20	64,920

1993 Oct. 17 at Dallas

\* NFC Divisional Playoff Game

\*\* NFC Championship Game

**SAN FRANCISCO 49ERS**

'92 Results (14-2)		'93 Schedule	
31	@ N.Y. Giants	14	Sept. 5-@ Pittsburgh
31	Buffalo	34	Sept. 13-@ Cleveland
31	@ N.Y. Jets	14	Sept. 19-Atlanta
16	@ New Orleans	10	Sept. 26-@ New Orleans
27	L.A. Rams	24	Oct. 3-Minnesota
24	@ New England	12	Oct. 10-Open Date
56	Atlanta	17	Oct. 17-@ DALLAS
14	@ Phoenix	24	Oct. 24-Phoenix
41	@ Atlanta	3	Oct. 31-L.A. Rams
21	New Orleans	20	Nov. 7-Open Date
27	@ L.A. Rams	10	Nov. 14-@ Tampa Bay
20	Philadelphia	14	Nov. 22-New Orleans
27	Miami	3	Nov. 28-@ L.A. Rams
20	@ Minnesota	17	Dec. 5-Cincinnati
24	Tampa Bay	14	Dec. 11-@ Atlanta
21	Detroit	6	Dec. 19-@ Detroit
431		236	Dec. 25-Houston
			Jan. 3-Philadelphia

**Seattle Seahawks  
(Dallas Leads Series, 4-1)**

Year	Site	Winner-Score	Att.
1976	Seattle	Dallas, 28-13	62,027
1980	Dallas	Dallas, 51-7	57,540
1983	Seattle	Dallas, 35-10	63,352
1986	Dallas	Seattle, 31-14	58,023
1992	Dallas	Dallas, 27-0	62,311

**Tampa Bay Buccaneers  
(Dallas Leads Series, 8-0)**

Year	Site	Winner-Score	Att.
1977	Dallas	Dallas, 23-7	55,316
1980	Dallas	Dallas, 28-17	62,750
1981*	Dallas	Dallas, 38-0	64,848
1982	Dallas	Dallas, 14-9	49,578
1982**	Dallas	Dallas, 30-17	65,042
1983	Dallas	Dallas, 27-24(OT)	63,308
1990	Dallas	Dallas, 14-10	60,076
1990	Tampa	Dallas, 17-13	68,315

\* NFC Divisional Playoff

\*\* Super Bowl Tournament

**Washington Redskins  
(Dallas Leads Series, 36-28-2)**

Year	Site	Winner-Score	Att.
1960	Wash.	Wash., 26-14	21,142
1961	Dallas	Tie, 28-28	17,500
1961	Wash.	Wash., 34-24	21,451
1962	Dallas	Tie, 35-35	15,730
1962	Wash.	Dallas, 38-10	49,888
1963	Wash.	Wash., 21-17	40,101
1963	Dallas	Dallas, 35-20	18,838
1964	Dallas	Dallas, 24-18	25,158
1964	Wash.	Wash., 28-16	49,219
1965	Dallas	Dallas, 27-7	61,577
1965	Wash.	Wash., 34-31	50,205
1966	Wash.	Dallas, 31-30	50,927
1966	Dallas	Wash., 34-31	64,198
1967	Wash.	Dallas, 17-14	50,566
1967	Dallas	Wash., 27-20	75,538
1968	Dallas	Dallas, 29-20	66,076
1968	Wash.	Dallas, 44-24	50,816
1969	Wash.	Dallas, 41-28	50,474
1969	Dallas	Dallas, 20-10	56,924
1970	Wash.	Dallas, 45-21	50,415
1970	Dallas	Dallas, 34-0	57,936
1971	Dallas	Wash., 20-16	72,000
1971	Wash.	Dallas, 13-0	53,041
1972	Wash.	Wash., 24-20	53,039
1972	Dallas	Dallas, 34-24	65,136
1972*	Wash.	Wash., 26-3	53,129
1973	Wash.	Wash., 14-7	54,314
1973	Dallas	Dallas, 27-7	64,458
1974	Wash.	Wash., 28-21	54,395
1974	Dallas	Dallas, 24-23	63,243
1975	Wash.	Wash., 30-24(OT)	55,004
1975	Dallas	Dallas, 31-10	61,091
1976	Wash.	Dallas, 20-7	55,004
1976	Dallas	Wash., 27-14	59,916
1977	Dallas	Dallas, 34-16	62,115
1977	Wash.	Dallas, 14-7	55,031

*Continued*

**THE OPPONENTS**

**Washington Redskins Cont.**

1978	Wash.	Wash., 9-5	55,031
1978	Dallas	Dallas, 37-10	64,905
1979	Wash.	Wash., 34-20	55,031
1979	Dallas	Dallas, 35-34	62,867
1980	Wash.	Dallas, 17-3	55,045
1980	Dallas	Dallas, 14-10	58,809
1981	Wash.	Dallas, 26-10	55,045
1981	Dallas	Dallas, 24-10	64,583
1982	Wash.	Dallas, 24-10	54,633
1982*	Wash.	Wash., 31-17	55,045
1983	Wash.	Dallas, 31-30	55,045
1983	Dallas	Wash., 31-10	65,074
1984	Wash.	Wash., 34-14	55,431
1984	Dallas	Wash., 30-28	64,286
1985	Dallas	Dallas, 44-14	62,292
1985	Wash.	Dallas, 13-7	55,750
1986	Dallas	Dallas, 30-6	63,264
1986	Wash.	Wash., 41-14	55,642
1987	Dallas	Wash., 13-7	60,415
1987	Wash.	Wash., 24-20	54,882
1988	Dallas	Wash., 35-17	63,235
1988	Wash.	Dallas, 24-17	51,526
1989	Dallas	Wash., 30-7	63,200
1989	Wash.	Dallas, 13-3	53,187
1990	Wash.	Wash., 19-15	53,804
1990	Dallas	Dallas, 27-17	60,355

*Continued*

**Washington Redskins Cont.**

1991	Dallas	Wash., 33-31	63,025
1991	Wash.	Dallas, 24-21	55,561
1992	Dallas	Dallas, 23-10	63,538
1992	Wash.	Wash., 20-17	56,437


1993 Sept. 6 at Washington

1993 Dec. 26 at Dallas

\*NFC Championship Game

**WASHINGTON REDSKINS**


'92 Results (9-7)		'93 Schedule	
10	@DALLAS	23	Sept. 6-DALLAS
24	Atlanta	17	Sept. 12-Phoenix
13	Detroit	10	Sept. 19-@Philadelphia
24	@Phoenix	27	Sept. 26-Open Date
34	Denver	3	Oct. 4-@Miami
16	Philadelphia	12	Oct. 10-N.Y. Giants
15	@Minnesota	13	Oct. 17-@Phoenix
7	N.Y. Giants	24	Oct. 24-Open Date
16	@Seattle	3	Nov. 1-@Buffalo
16	@Kansas City	35	Nov. 7-Indianapolis
3	@New Orleans	20	Nov. 14-@N.Y. Giants
41	Phoenix	3	Nov. 21-@L.A. Rams
28	@N.Y. Giants	10	Nov. 28-Philadelphia
20	DALLAS	17	Dec. 5-@Tampa Bay
13	@Philadelphia	17	Dec. 11-N.Y. Jets
20	L.A. Raiders	21	Dec. 19-Atlanta
300		255	Dec. 26-@DALLAS
			Dec. 31-Minnesota



## ★ 1992 AWARDS ★

- Dallas Cowboys/ Jerry Jones — Team of the Year (ESPY Award presented by ESPN)
- Jimmy Johnson — Coach of the Year (ESPN Award presented by ESPN)
- Troy Aikman — Pro Bowl  
 Super Bowl - Most Valuable Player  
 Finalist NFL Man of the Year  
 All-Madden Team  
 Bob Lilly Award  
 NFL Post Season Offensive Player of the Week (vs. Philadelphia, Jan. 10)  
 NFL Post Season Offensive Player of the Week (vs. San Francisco, Jan. 17)
- Charles Haley — All-Madden Team
- Michael Irvin — Pro Bowl  
 All-Pro (Associated Press-2nd team, NEA-2nd team, College & Pro Football Newsweekly-2nd team)  
 All-Madden Team  
 NFC Offensive Player of the Week (vs. Phoenix, Sept. 20)
- Daryl Johnston — All-Madden Team
- Robert Jones — NFC Rookie of the Year (United Press International)  
 All-Rookie (Pro Football Writers, Pro Football Weekly, College & Pro Football Newsweekly, Football News)
- Nate Newton — Pro Bowl  
 All-NFC (United International, Football News)  
 All-Madden Team
- Jay Novacek — Pro Bowl  
 All-Pro (Associated Press, Pro Football Writers, College & Pro Football Newsweekly)  
 All-NFC (United Press International, Football News)
- Emmitt Smith — Pro Bowl  
 NFL Player of the Year (ESPY Award presented by ESPN)  
 All-Pro (Associated Press, Sports Illustrated, Pro Football Writers, NEA, The Sporting News, College & Pro Football Newsweekly, Football Digest)  
 All-NFC (United Press International, Football News)  
 All-Madden Team  
 Finalist NFL Player of the Year  
 NFC Offensive Player of the Month (November)  
 NFC Offensive Player of the Month (December)  
 NFC Offensive Player of the Week (vs. Washington, Sept. 7)  
 NFC Offensive Player of the Week (@ L.A. Raiders, Oct. 25)  
 NFC Offensive Player of the Week (vs. Chicago, Dec. 27)
- Mark Stepnoski — Pro Bowl  
 All-Pro (NEA, Associated Press-2nd team)  
 All-NFC (United Press International, Football News)
- Erik Williams — All-Pro (Sports Illustrated)  
 All-Madden Team  
 NFC Offensive Player of the Week (vs. Philadelphia, Nov. 1)
- Darren Woodson — All-Rookie (Pro Football Weekly, Pro Football Writers)

# THE HISTORY







# Cowboys All-Time Results

All-Time Regular Season Record: 282-194-6

Playoff Record: 24-17

\* - Denotes Home Games

## 1960 (0-11-1)

Tom Landry, Head Coach

9/24	L	*28	Pittsburgh (30,000)	35
9/30	L	*25	Philadelphia (18,500)	27
10/9	L	14	Washington (21,142)	26
10/16	L	*7	Cleveland (28,500)	48
10/23	L	10	St. Louis (23,128)	12
10/30	L	*7	Baltimore (25,500)	45
11/6	L	*13	Los Angeles (16,000)	38
11/13	L	7	Green Bay (32,294)	41
11/20	L	*14	San Francisco (10,000)	26
11/27	L	7	Chicago (39,951)	17
12/4	T	31	New York (55,033)	31
12/11	L	14	Detroit (43,272)	23
			177	369

## 1961 (4-9-1)

Tom Landry, Head Coach

9/17	W	*27	Pittsburgh (23,500)	24
9/24	W	*21	Minnesota (20,500)	7
10/1	L	7	Cleveland (43,638)	25
10/8	W	28	Minnesota (33,070)	0
10/15	L	*10	New York (41,500)	31
10/22	L	*7	Philadelphia (25,000)	43
10/29	W	17	New York (60,254)	16
11/5	L	*17	St. Louis (20,500)	31
11/12	L	7	Pittsburgh (17,519)	37
11/19	T	*28	Washington (17,500)	28
11/26	L	13	Philadelphia (60,127)	35
12/3	L	*17	Cleveland (23,500)	38
12/10	L	13	St. Louis (15,384)	31
12/17	L	24	Washington (21,451)	34
			236	380

## 1962 (5-8-1)

Tom Landry, Head Coach

9/16	T	*35	Washington (15,730)	35
9/23	L	*28	Pittsburgh (19,478)	30
9/30	W	27	Los Angeles (26,907)	17
10/7	L	10	Cleveland (44,040)	19
10/14	W	*41	Philadelphia (18,645)	19
10/21	W	42	Pittsburgh (23,106)	27
10/28	L	*24	St. Louis (16,027)	28
11/4	W	38	Washington (49,888)	10
11/11	L	*10	New York (45,668)	41
11/18	L	*33	Chicago (12,692)	34
11/25	L	14	Philadelphia (58,070)	28
12/2	W	*45	Cleveland (24,226)	21
12/9	L	20	St. Louis (14,102)	52
12/16	L	31	New York (62,694)	41
			393	402

## 1963 (4-10)

Tom Landry, Head Coach

9/14	L	*7	St. Louis (36,432)	34
9/22	L	*24	Cleveland (28,710)	41
9/29	L	17	Washington (40,101)	21
10/6	L	21	Philadelphia (60,671)	24
10/13	W	*17	Detroit (27,264)	14
10/20	L	21	New York (62,889)	37

10/27	L	21	Pittsburgh (19,047)	27
11/3	W	*35	Washington (18,838)	20
11/10	L	24	San Francisco (29,563)	31
11/17	W	*27	Philadelphia (23,694)	20
11/24	L	17	Cleveland (55,096)	27
12/1	L	*27	New York (29,653)	34
12/8	L	*19	Pittsburgh (24,136)	24
12/15	W	28	St. Louis (12,695)	24
			305	378

## 1964 (5-8-1)

Tom Landry, Head Coach

9/12	L	*6	St. Louis (36,605)	18
9/20	W	*24	Washington (25,158)	18
9/27	L	17	Pittsburgh (35,594)	23
10/4	L	6	Cleveland (72,062)	27
10/11	T	*13	New York (33,324)	13
10/18	L	*16	Cleveland (37,456)	20
10/25	W	31	St. Louis (28,253)	13
11/1	W	24	Chicago (47,527)	10
11/8	W	31	New York (63,031)	21
11/15	L	*14	Philadelphia (55,972)	17
11/22	L	16	Washington (49,219)	28
11/29	L	*21	Green Bay (44,975)	45
12/6	L	14	Philadelphia (60,671)	24
12/13	W	*17	Pittsburgh (35,271)	14
			250	289

## 1965 (7-7)

Tom Landry, Head Coach

9/19	W	*31	New York (59,366)	2
9/26	W	*27	Washington (61,577)	7
10/4	L	13	St. Louis (32,034)	20
10/10	L	*24	Philadelphia (56,249)	35
10/17	L	17	Cleveland (80,451)	23
10/24	L	3	Green Bay (48,311)	13
10/31	L	13	Pittsburgh (37,804)	22
11/7	W	*39	San Francisco (39,677)	31
11/14	W	*24	Pittsburgh (57,293)	17
11/21	L	*17	Cleveland (76,251)	24
11/28	L	31	Washington (50,205)	34
12/5	W	21	Philadelphia (54,714)	19
12/11	W	*27	St. Louis (38,499)	13
12/19	W	38	New York (62,871)	20
			325	280

## PLAYOFF BOWL GAME (Miami)

1/9/66	L	3	Baltimore (65,569)	35
--------	---	---	--------------------	----

## 1966 (10-3-1)

Tom Landry, Head Coach

9/18	W	*52	New York (60,010)	7
9/25	W	*28	Minnesota (64,116)	17
10/2	W	47	Atlanta (56,990)	14
10/9	W	*56	Philadelphia (69,372)	7
10/16	T	10	St. Louis (50,673)	10
10/23	L	21	Cleveland (84,721)	30
10/30	W	*52	Pittsburgh (58,453)	21
11/6	L	23	Philadelphia (60,658)	24
11/13	W	31	Washington (50,927)	30
11/20	W	20	Pittsburgh (42,185)	7
11/24	W	*26	Cleveland (80,259)	14

**THE HISTORY**

**1966, Cont.**

12/4	W	*31	St. Louis (76,965)	17
12/11	L	*31	Washington (64,198)	34
12/18	W	17	New York (62,735)	7
		445		239

**1966 CHAMPIONSHIP GAME  
(Dallas)**

1/1/67	L	27	Green Bay (75,504)	34
--------	---	----	--------------------	----

**1967 (9-5)**

Tom Landry, Head Coach

9/17	W	21	Cleveland (81,039)	14
9/24	W	*38	New York (66,209)	24
10/1	L	*13	Los Angeles (75,229)	35
10/8	W	17	Washington (50,566)	14
10/15	W	*14	New Orleans (64,128)	10
10/22	W	24	Pittsburgh (39,641)	21
10/29	L	14	Philadelphia (60,740)	21
11/5	W	*37	Atlanta (54,751)	7
11/12	W	27	New Orleans (83,437)	10
11/19	L	*20	Washington (75,538)	27
11/23	W	*46	St. Louis (68,787)	21
12/3	L	17	Baltimore (60,238)	23
12/10	W	*38	Philadelphia (55,834)	17
12/16	L	16	San Francisco (27,182)	24
		342		268

**1967 EASTERN CHAMPIONSHIP GAME  
(Dallas)**

12/24	W	52	Cleveland (70,786)	14
-------	---	----	--------------------	----

**1967 CHAMPIONSHIP GAME  
(Green Bay)**

12/31	L	17	Green Bay (50,861)	21
-------	---	----	--------------------	----

**1968 (12-2)**

Tom Landry, Head Coach

9/15	W	*59	Detroit (61,382)	13
9/22	W	*28	Cleveland (68,733)	7
9/29	W	45	Philadelphia (60,858)	13
10/6	W	27	St. Louis (48,296)	10
10/13	W	*34	Philadelphia (72,083)	14
10/20	W	20	Minnesota (47,644)	7
10/28	L	*17	Green Bay (74,604)	28
11/3	W	17	New Orleans (84,728)	3
11/10	L	*21	New York (72,163)	27
11/17	W	44	Washington (50,816)	24
11/24	W	34	Chicago (46,667)	3
11/28	W	*29	Washington (66,076)	20
12/8	W	*28	Pittsburgh (55,069)	7
12/15	W	28	New York (62,617)	10
		431		186

**1968 EASTERN CHAMPIONSHIP GAME  
(Cleveland)**

12/21	L	20	Cleveland (81,497)	31
-------	---	----	--------------------	----

**PLAYOFF BOWL GAME  
(Miami)**

1/5/69	W	17	Minnesota (22,961)	13
--------	---	----	--------------------	----

**1969 (11-2-1)**

Tom Landry, Head Coach

9/21	W	*24	St. Louis (62,134)	3
9/28	W	21	New Orleans (79,567)	17

10/5	W	38	Philadelphia (60,658)	7
10/12	W	24	Atlanta (54,833)	17
10/19	W	*49	Philadelphia (71,509)	14
10/27	W	*25	New York (58,964)	3
11/2	L	10	Cleveland (84,850)	42
11/9	W	*33	New Orleans (68,282)	17
11/16	W	41	Washington (50,474)	28
11/23	L	23	Los Angeles (79,105)	24
11/27	T	*24	San Francisco (62,348)	24
12/7	W	10	Pittsburgh (24,990)	7
12/13	W	*27	Baltimore (63,191)	10
12/21	W	*20	Washington (56,924)	10
		369		233

**1969 EASTERN CHAMPIONSHIP GAME  
(Dallas)**

12/28	L	14	Cleveland (69,321)	38
-------	---	----	--------------------	----

**PLAYOFF BOWL GAME  
(Miami)**

1/3/70	L	0	Los Angeles (31,151)	31
--------	---	---	----------------------	----

**1970 (10-4)**

Tom Landry, Head Coach

9/20	W	17	Philadelphia (59,728)	7
9/27	W	*28	N.Y. Giants (57,239)	10
10/4	L	7	St. Louis (50,780)	20
10/11	W	*13	Atlanta (53,611)	0
10/18	L	13	Minnesota (47,900)	54
10/25	W	27	Kansas City (51,158)	16
11/1	W	*21	Philadelphia (55,736)	17
11/8	L	20	N.Y. Giants (62,928)	23
11/16	L	*0	St. Louis (69,323)	38
11/22	W	45	Washington (50,415)	21
11/26	W	*16	Green Bay (67,182)	3
12/6	W	*34	Washington (57,936)	0
12/12	W	6	Cleveland (75,458)	2
12/20	W	*52	Houston (50,504)	10
		299		221

**1970 DIVISIONAL PLAYOFF  
(Dallas)**

12/26	W	5	Detroit (73,167)	0
-------	---	---	------------------	---

**1970 NFC CHAMPIONSHIP GAME  
(San Francisco)**

1/3/71	W	17	San Francisco (59,625)	10
--------	---	----	------------------------	----

**SUPER BOWL V (Miami)**

1/17/71	L	13	Baltimore (80,055)	16
---------	---	----	--------------------	----

**1971 (11-3)**

Tom Landry, Head Coach

9/19	W	49	Buffalo (46,206)	37
9/26	W	42	Philadelphia (65,358)	7
10/3	L	*16	Washington (72,000)	20
10/11	W	*20	N.Y. Giants (68,378)	13
10/17	L	14	New Orleans (83,088)	24
10/24	W	*44	New England (65,708)	21
10/31	L	19	Chicago (55,049)	23
11/7	W	16	St. Louis (50,486)	13
11/14	W	*20	Philadelphia (60,178)	7
11/21	W	13	Washington (53,041)	0
11/25	W	*28	Los Angeles (66,595)	21
12/4	W	*52	N.Y. Jets (66,689)	10
12/12	W	42	N.Y. Giants (62,815)	14
12/18	W	*31	St. Louis (66,672)	12
		406		222

**THE HISTORY**

1971, Cont.

**1971 DIVISIONAL PLAYOFF**

(Minnesota)

12/25 W 20 Minnesota (49,100) ..... 12

**1971 NFC CHAMPIONSHIP GAME**

(Dallas)

1/2/72 W 14 San Francisco (66,311) ... 3

**SUPER BOWL VI (New Orleans)**

1/16/72 W 24 Miami (81,035) ..... 3

**1972 (10-4)**

Tom Landry, Head Coach

9/17	W	*28	Philadelphia (55,850) .....	6
9/24	W	23	N.Y. Giants (62,725) .....	14
10/1	L	13	Green Bay (47,103) .....	16
10/8	W	*17	Pittsburgh (65,682) .....	13
10/15	W	21	Baltimore (58,992) .....	0
10/22	L	20	Washington (53,039) .....	24
10/30	W	*28	Detroit (65,378) .....	24
11/5	W	34	San Diego (54,476) .....	28
11/12	W	*33	St. Louis (65,218) .....	24
11/19	W	28	Philadelphia (65,720) .....	7
11/23	L	*10	San Francisco (65,124) .....	31
12/3	W	27	St. Louis (49,797) .....	6
12/9	W	*34	Washington (65,136) .....	24
12/17	L	*3	N.Y. Giants (64,602) .....	23
		319		240

**1972 DIVISIONAL PLAYOFF**

(San Francisco)

12/23 W 30 San Francisco (61,214) ... 28

**1972 NFC CHAMPIONSHIP GAME**

(Washington)

12/31 L 3 Washington (53,129) ..... 26

**1973 (10-4)**

Tom Landry, Head Coach

9/16	W	20	Chicago (55,701) .....	17
9/24	W	*40	New Orleans (53,972) .....	3
9/30	W	*45	St. Louis (64,815) .....	10
10/8	L	7	Washington (54,314) .....	14
10/14	L	31	Los Angeles (81,428) .....	37
10/21	W	*45	N.Y. Giants (64,898) .....	28
10/28	L	16	Philadelphia (65,954) .....	30
11/4	W	*38	Cincinnati (58,802) .....	10
11/11	W	23	N.Y. Giants (70,128) .....	10
11/18	W	*31	Philadelphia (61,985) .....	10
11/22	L	*7	Miami (64,100) .....	14
12/2	W	22	Denver (51,706) .....	10
12/9	W	*27	Washington (64,458) .....	7
12/16	W	30	St. Louis (43,946) .....	3
		382		203

**1973 DIVISIONAL PLAYOFF**

(Dallas)

12/23 W 27 Los Angeles (64,291) ..... 16

**1973 NFC CHAMPIONSHIP GAME**

(Dallas)

12/30 L 10 Minnesota (64,524) ..... 27

**1974 (8-6)**

Tom Landry, Head Coach

9/15 W 24 Atlanta (52,322) ..... 0

9/23	L	10	Philadelphia (64,088) .....	13
9/29	L	*6	N.Y. Giants (45,841) .....	14
10/6	L	*21	Minnesota (57,847) .....	23
10/13	L	28	St. Louis (49,885) .....	31
10/20	W	*31	Philadelphia (43,586) .....	24
10/27	W	21	N.Y. Giants (61,918) .....	7
11/3	W	*17	St. Louis (64,146) .....	14
11/10	W	*20	San Francisco (50,018) .....	14
11/17	L	21	Washington (54,395) .....	28
11/24	W	10	Houston (49,775) .....	0
11/28	W	*24	Washington (63,243) .....	23
12/7	W	*41	Cleveland (48,754) .....	17
12/14	L	23	Oakland (45,850) .....	27
		297		235

**1975 (10-4)**

Tom Landry, Head Coach

9/21	W	*18	Los Angeles (49,091) .....	7
9/28	W	*37	St. Louis (52,417)(OT) .....	31
10/6	W	36	Detroit (79,784) .....	10
10/12	W	13	N.Y. Giants (56,511) .....	7
10/19	L	*17	Green Bay (64,934) .....	19
10/26	W	20	Philadelphia (64,889) .....	17
11/2	L	24	Washington (55,004)(OT) .....	30
11/10	L	*31	Kansas City (63,539) .....	34
11/16	W	34	New England (60,905) .....	31
11/23	W	*27	Philadelphia (57,893) .....	17
11/30	W	*14	N.Y. Giants (53,329) .....	3
12/7	L	17	St. Louis (49,701) .....	31
12/13	W	*31	Washington (61,091) .....	10
12/21	W	31	N.Y. Jets (37,279) .....	21
		350		268

**1975 DIVISIONAL PLAYOFF**

(Minnesota)

12/28 W 17 Minnesota (48,341) ..... 14

**1975 NFC CHAMPIONSHIP GAME**

(Los Angeles)

1/4/76 W 37 Los Angeles (84,483) ..... 7

**SUPER BOWL X (Miami)**

1/18/76 L 17 Pittsburgh (80,187) ..... 21

**1976 (11-3)**

Tom Landry, Head Coach

9/12	W	*27	Philadelphia (54,052) .....	7
9/19	W	24	New Orleans (61,413) .....	6
9/26	W	*30	Baltimore (64,237) .....	27
10/3	W	28	Seattle (62,027) .....	13
10/10	W	24	N.Y. Giants (76,042) .....	14
10/17	L	17	St. Louis (50,317) .....	21
10/24	W	*31	Chicago (61,346) .....	21
10/31	W	20	Washington (55,004) .....	7
11/7	W	*9	N.Y. Giants (58,870) .....	3
11/15	W	*17	Buffalo (51,779) .....	10
11/21	L	10	Atlanta (54,992) .....	17
11/25	W	*19	St. Louis (62,498) .....	14
12/5	W	26	Philadelphia (55,072) .....	7
12/12	L	*14	Washington (59,916) .....	27
		296		194

**1976 DIVISIONAL PLAYOFF**

(Dallas)

12/19 L 12 Los Angeles (62,436) ..... 14

**1977 (12-2)**

Tom Landry, Head Coach

9/18 W 16 Minnesota (47,678)(OT) ... 10

**THE HISTORY**

**1977, Cont.**

9/25	W	*41	N.Y. Giants (64,215)	21
10/2	W	*23	Tampa Bay (55,316)	7
10/9	W	30	St. Louis (50,129)	24
10/16	W	*34	Washington (62,115)	16
10/23	W	16	Philadelphia (65,507)	10
10/30	W	*37	Detroit (63,160)	0
11/6	W	24	N.Y. Giants (74,532)	10
11/14	L	*17	St. Louis (64,038)	24
11/20	L	13	Pittsburgh (49,761)	28
11/27	W	14	Washington (55,031)	7
12/4	W	*24	Philadelphia (60,289)	14
12/12	W	42	San Francisco (55,848)	35
12/18	W	*14	Denver (63,752)	6
		345		212

**1977 DIVISIONAL PLAYOFF  
(Dallas)**

12/26	W	37	Chicago (62,920)	7
-------	---	----	------------------	---

**1977 NFC CHAMPIONSHIP GAME  
(Dallas)**

1/1/78	W	23	Minnesota (61,968)	6
--------	---	----	--------------------	---

**SUPER BOWL XII (New Orleans)**

1/15/78	W	27	Denver (76,400)	10
---------	---	----	-----------------	----

**1978 (12-4)**

Tom Landry, Head Coach

9/4	W	*38	Baltimore (64,224)	0
9/10	W	34	N.Y. Giants (73,265)	24
9/17	L	14	Los Angeles (65,749)	27
9/24	W	*21	St. Louis (62,760)	12
10/2	L	5	Washington (55,031)	9
10/8	W	*24	N.Y. Giants (63,420)	3
10/15	W	24	St. Louis (48,991)(OT)	21
10/22	W	*14	Philadelphia (60,525)	7
10/26	L	*10	Minnesota (61,848)	21
11/5	L	16	Miami (69,414)	23
11/12	W	42	Green Bay (55,256)	14
11/19	W	*27	New Orleans (57,920)	7
11/23	W	*37	Washington (64,905)	10
12/3	W	*17	New England (63,263)	10
12/10	W	31	Philadelphia (64,667)	13
12/17	W	30	N.Y. Jets (52,532)	7
		384		208

**1978 DIVISIONAL PLAYOFF  
(Dallas)**

12/30	W	27	Atlanta (60,338)	20
-------	---	----	------------------	----

**1978 NFC CHAMPIONSHIP GAME  
(Los Angeles)**

1/7/79	W	28	Los Angeles (67,470)	0
--------	---	----	----------------------	---

**SUPER BOWL XIII (Miami)**

1/21/79	L	31	Pittsburgh (78,656)	35
---------	---	----	---------------------	----

**1979 (11-5)**

Tom Landry, Head Coach

9/2	W	22	St. Louis (50,855)	21
9/9	W	21	San Francisco (56,728)	13
9/16	W	*24	Chicago (64,056)	20
9/24	L	7	Cleveland (80,123)	26
9/30	W	*38	Cincinnati (63,179)	13
10/7	W	36	Minnesota (47,572)	26
10/14	W	*30	Los Angeles (64,462)	6

10/21	W	*22	St. Louis (64,300)	13
10/28	L	3	Pittsburgh (50,199)	14
11/4	W	16	N.Y. Giants (76,490)	14
11/12	L	*21	Philadelphia (62,417)	31
11/18	L	20	Washington (55,031)	34
11/22	L	*24	Houston (63,897)	30
12/2	W	*28	N.Y. Giants (63,787)	7
12/8	W	24	Philadelphia (71,434)	17
12/16	W	*35	Washington (62,867)	34
		371		313

**1979 DIVISIONAL PLAYOFF  
(Dallas)**

12/30	L	19	Los Angeles (64,792)	21
-------	---	----	----------------------	----

**1980 (12-4)**

Tom Landry, Head Coach

9/8	W	17	Washington (55,045)	3
9/14	L	20	Denver (74,919)	41
9/21	W	*28	Tampa Bay (62,750)	17
9/28	W	28	Green Bay (54,776)	7
10/5	W	*24	N.Y. Giants (59,126)	3
10/12	W	*59	San Francisco (63,399)	14
10/19	L	10	Philadelphia (70,696)	17
10/26	W	*42	San Diego (60,639)	31
11/2	W	27	St. Louis (50,701)	24
11/9	L	35	N.Y. Giants (68,343)	38
11/16	W	*31	St. Louis (52,567)	21
11/23	W	*14	Washington (58,809)	10
11/27	W	*51	Seattle (57,540)	7
12/7	W	19	Oakland (53,194)	13
12/15	L	14	Los Angeles (65,154)	38
12/21	W	*35	Philadelphia (62,548)	27
		454		311

**1980 NFC WILD CARD GAME  
(Dallas)**

12/28	W	34	Los Angeles (64,533)	13
-------	---	----	----------------------	----

**1980 DIVISIONAL PLAYOFF  
(Atlanta)**

1/4/81	W	30	Atlanta (60,022)	27
--------	---	----	------------------	----

**1980 NFC CHAMPIONSHIP GAME  
(Philadelphia)**

1/11/81	L	7	Philadelphia (70,696)	20
---------	---	---	-----------------------	----

**1981 (12-4)**

Tom Landry, Head Coach

9/6	W	26	Washington (55,045)	10
9/13	W	*30	St. Louis (63,602)	17
9/21	W	35	New England (60,311)	21
9/27	W	*18	N.Y. Giants (63,449)	10
10/4	L	17	St. Louis (49,777)	40
10/11	L	14	San Francisco (57,574)	25
10/18	W	*29	Los Angeles (64,649)	17
10/25	W	*28	Miami (64,221)	27
11/1	W	17	Philadelphia (72,111)	14
11/9	W	*27	Buffalo (62,583)	14
11/15	L	24	Detroit (79,694)	27
11/22	W	*24	Washington (64,583)	10
11/26	W	*10	Chicago (63,499)	9
12/6	W	37	Baltimore (54,871)	13
12/13	W	*21	Philadelphia (64,955)	10
12/19	L	10	N.Y. Giants (73,009)(OT)	13
		367		277

**THE HISTORY**

1981, Cont.

**1981 DIVISIONAL PLAYOFF**

(Dallas)

1/2/82 W 38 Tampa Bay (64,848) ..... 0

**1981 NFC CHAMPIONSHIP GAME**

(San Francisco)

1/10/82 L 27 San Francisco (60,525) ... 28

**1982 (6-3)**

Tom Landry, Head Coach

9/13 L \*28 Pittsburgh (63,431) ..... 36

9/19 W 24 St. Louis (50,705) ..... 7

Minnesota-canceled

\*N.Y. Giants-canceled

\*Washington-canceled

Philadelphia-canceled

Cincinnati-canceled

N.Y. Giants-canceled

\*St. Louis-canceled

San Francisco-canceled

11/21 W \*14 Tampa Bay (49,578) ..... 9

11/25 W \*31 Cleveland (46,267) ..... 14

12/5 W 24 Washington (54,633) ..... 10

12/13 W 37 Houston (51,808) ..... 7

12/19 W \*21 New Orleans (64,506) ..... 7

12/26 L \*20 Philadelphia (46,199) ..... 24

1/3/83 L 27 Minnesota (60,007) ..... 31

226 145

**1982 SUPER BOWL TOURNAMENT**

(Dallas)

1/9/83 W 30 Tampa Bay (65,042) ..... 17

**1982 SUPER BOWL TOURNAMENT**

(Dallas)

1/16/83 W 37 Green Bay (63,972) ..... 26

**1982 NFC CHAMPIONSHIP GAME**

(Washington)

1/22/83 L 17 Washington (55,045) ..... 31

**1983 (12-4)**

Tom Landry, Head Coach

9/5 W 31 Washington (55,045) ..... 30

9/11 W 34 St. Louis (48,532) ..... 17

9/18 W \*28 N.Y. Giants (62,347) ..... 13

9/25 W \*21 New Orleans (62,136) ..... 20

10/2 W 37 Minnesota (60,774) ..... 24

10/9 W \*27 T. Bay (63,308)(OT) ..... 24

10/16 W \*37 Philadelphia (63,070) ..... 7

10/23 L \*38 L.A. Raiders (64,991) ..... 40

10/30 W 38 N.Y. Giants (76,142) ..... 20

11/6 W 27 Philadelphia (71,236) ..... 20

11/13 L 23 San Diego (46,192) ..... 24

11/20 W \*41 Kansas City (64,103) ..... 21

11/24 W \*35 St. Louis (60,764) ..... 17

12/4 W 35 Seattle (63,352) ..... 10

12/11 L \*10 Washington (65,074) ..... 31

12/19 L 17 San Francisco (59,957) ..... 42

479 360

**1983 NFC WILD CARD GAME**

(Dallas)

12/26 L 17 L.A. Rams (43,521) ..... 24

**1984 (9-7)**

Tom Landry, Head Coach

9/3 W 20 L.A. Rams (65,403) ..... 13

9/9 L 7 N.Y. Giants (75,921) ..... 28

9/16 W \*23 Philadelphia (64,521) ..... 17

9/23 W \*20 Green Bay (64,222) ..... 6

9/30 W 23 Chicago (63,623) ..... 14

10/7 L \*20 St. Louis (61,438) ..... 31

10/14 L 14 Washington (55,431) ..... 34

10/21 W \*30 N.Orleans (50,966)(OT) ..... 27

10/28 W \*22 Indianapolis (58,724) ..... 3

11/4 L \*7 N.Y. Giants (60,235) ..... 19

11/11 W 24 St. Louis (48,721) ..... 17

11/18 L 3 Buffalo (74,391) ..... 14

11/22 W \*20 New England (55,341) ..... 17

12/2 W 26 Philadelphia (66,322) ..... 10

12/9 L \*28 Washington (64,286) ..... 30

12/17 L 21 Miami (74,139) ..... 28

308 308

**1985 (10-6)**

Tom Landry, Head Coach

9/9 W \*44 Washington (62,292) ..... 14

9/15 L 21 Detroit (72,985) ..... 26

9/22 W \*20 Cleveland (61,456) ..... 7

9/29 W 17 Houston (49,686) ..... 10

10/6 W 30 N.Y. Giants (74,981) ..... 29

10/13 W \*27 Pittsburgh (62,932) ..... 13

10/20 L 14 Philadelphia (70,114) ..... 16

10/27 W \*24 Atlanta (57,941) ..... 10

11/4 L 10 St. Louis (49,347) ..... 21

11/10 W 13 Washington (55,750) ..... 7

11/17 L \*0 Chicago (63,855) ..... 44

11/24 W \*34 Philadelphia (54,047) ..... 17

11/28 W \*35 St. Louis (54,125) ..... 17

12/8 L 24 Cincinnati (56,936) ..... 50

12/15 W \*28 N.Y. Giants (62,310) ..... 21

12/22 L 16 San Francisco (60,114) ..... 31

357 333

**1985 DIVISIONAL PLAYOFF**

(Los Angeles)

1/4/86 L 0 L.A. Rams (66,351) ..... 20

**1986 (7-9)**

Tom Landry, Head Coach

9/8 W \*31 N.Y. Giants (59,804) ..... 28

9/14 W 31 Detroit (73,812) ..... 7

9/21 L \*35 Atlanta (62,880) ..... 37

9/29 W 31 St. Louis (49,077) ..... 7

10/5 L 14 Denver (76,082) ..... 29

10/12 W \*30 Washington (63,264) ..... 6

10/19 W 17 Philadelphia (68,572) ..... 14

10/26 W \*37 St. Louis (60,756) ..... 6

11/2 L 14 N.Y. Giants (74,871) ..... 17

11/9 L \*13 L.A. Raiders (61,706) ..... 17

11/16 W 24 San Diego (55,622) ..... 21

11/23 L 14 Washington (55,642) ..... 41

11/27 L \*14 Seattle (58,023) ..... 31

12/7 L 10 L.A. Rams (64,949) ..... 29

12/14 L \*21 Philadelphia (46,117) ..... 23

12/21 L \*10 Chicago (57,256) ..... 24

346 337

**1987 (7-8)**

Tom Landry, Head Coach

9/13 L 13 St. Louis (47,241) ..... 24

9/20 W 16 N.Y. Giants (73,426) ..... 14

9/27 Buffalo-canceled

10/4 W 38 N.Y. Jets (12,370) ..... 24

10/11 W \*41 Philadelphia (40,622) ..... 22

10/19 L \*7 Washington (60,415) ..... 13

10/25 L 20 Philadelphia (61,630) ..... 37

11/2 W \*33 N.Y. Giants (55,730) ..... 24

**THE HISTORY**

**1987, Cont.**

11/8	L	17	Detroit (45,325)	27
11/15	W	23	N. England (60,567)(OT)	17
11/22	L	*14	Miami (56,519)	20
11/26	L	*38	Minnesota (54,229)(OT)	44
12/6	L	*10	Atlanta (40,103)	21
12/13	L	20	Washington (54,882)	24
12/21	W	29	L.A. Rams (60,700)	21
12/27	W	*21	St. Louis (36,788)	16
		340		348

**1988 (3-13)**

Tom Landry, Head Coach

9/4	L	21	Pittsburgh (56,813)	24
9/12	W	17	Phoenix (67,139)	14
9/18	L	*10	N.Y. Giants (55,325)	12
9/25	W	*26	Atlanta (39,702)	20
10/3	L	17	New Orleans (68,474)	20
10/9	L	*17	Washington (63,235)	35
10/16	L	7	Chicago (64,759)	17
10/23	L	23	Philadelphia (66,309)	24
10/30	L	*10	Phoenix (42,196)	16
11/6	L	21	N.Y. Giants (75,826)	29
11/13	L	*3	Minnesota (57,830)	43
11/20	L	*24	Cincinnati (37,865)	38
11/24	L	*17	Houston (50,845)	25
12/4	L	21	Cleveland (77,683)	24
12/11	W	24	Washington (51,526)	17
12/18	L	*7	Philadelphia (46,131)	23
		265		381

**1989 (1-15)**

Jimmy Johnson, Head Coach

9/10	L	0	New Orleans (66,977)	28
9/17	L	21	Atlanta (55,285)	27
9/24	L	*7	Washington (63,200)	30
10/1	L	*13	N.Y. Giants (51,785)	30
10/8	L	13	Green Bay (56,656)	31
10/15	L	*14	San Francisco (61,077)	31
10/22	L	28	Kansas City (76,841)	36
10/29	L	*10	Phoenix (44,431)	19
11/5	W	13	Washington (53,187)	3
11/12	L	20	Phoenix (49,657)	24
11/19	L	*14	Miami (56,044)	17
11/23	L	*0	Philadelphia (54,444)	27
12/3	L	*31	L.A. Rams (46,100)	35
12/10	L	10	Philadelphia (59,842)	20
12/16	L	0	N.Y. Giants (72,141)	15
12/24	L	*10	Green Bay (41,265)	20
		204		393

**1990 (7-9)**

Jimmy Johnson, Head Coach

9/9	W	*17	San Diego (48,063)	14
9/16	L	*7	N.Y. Giants (61,090)	28
9/23	L	15	Washington (53,804)	19
9/30	L	17	N.Y. Giants (75,923)	31
10/7	W	*14	Tampa Bay (60,076)	10
10/14	L	3	Phoenix (45,235)	20
10/21	W	17	Tampa Bay (68,315)	13
10/28	L	*20	Philadelphia (62,605)	21
11/4	L	9	N.Y. Jets (68,086)	24
11/11	L	*6	San Francisco (62,966)	24
11/18	W	24	L.A. Rams (58,589)	21
11/22	W	*27	Washington (60,355)	17
12/2	W	*17	New Orleans (60,087)	13
		—	Bye —	

**1990, Cont.**

12/16	W	*41	Phoenix (60,190)	10
12/23	L	3	Philadelphia (63,895)	17
12/30	L	7	Atlanta (50,097)	26
		244		308

**1991 (11-5)**

Jimmy Johnson, Head Coach

9/1	W	26	Cleveland (78,860)	14
9/9	L	*31	Washington (63,025)	33
9/15	L	*0	Philadelphia (62,656)	24
9/22	W	17	Phoenix (68,814)	9
9/29	W	*21	N.Y. Giants (64,010)	16
10/6	W	20	Green Bay (53,695)	17
10/13	W	*35	Cincinnati (63,275)	23
		—	Bye —	
10/27	L	10	Detroit (74,906)	34
11/3	W	*27	Phoenix (61,190)	7
11/10	L	23	Houston (63,001) (OT)	26
11/17	L	9	N.Y. Giants (76,410)	22
11/24	W	24	Washington (55,561)	21
11/28	W	*20	Pittsburgh (62,253)	10
12/8	W	*23	New Orleans (64,530)	14
12/15	W	25	Philadelphia (65,854)	13
12/22	W	*31	Atlanta (60,962)	27
		342		310

**1991 FIRST ROUND PLAYOFFS**

(Chicago)

12/29	W	17	Chicago (62,594)	13
-------	---	----	------------------	----

**1991 DIVISIONAL PLAYOFFS**

(Detroit)

1/5/92	L	6	Detroit (78,290)	38
--------	---	---	------------------	----

**1992 (13-3)**

Jimmy Johnson, Head Coach

9/7	W	*23	Washington (63,538)	10
9/13	W	34	N.Y. Giants (76,430)	28
9/20	W	*31	Phoenix (62,575)	20
		—	Bye —	
10/5	L	7	Philadelphia (66,572)	31
10/11	W	*27	Seattle (62,311)	0
10/18	W	*17	Kansas City (64,115)	10
10/25	W	28	L.A. Raiders (91,505)	13
11/1	W	*20	Philadelphia (65,012)	10
11/8	W	37	Detroit (74,816)	3
11/15	L	*23	L.A. Rams (63,690)	27
11/22	W	16	Phoenix (72,439)	10
11/26	W	*30	N.Y. Giants (62,416)	3
12/6	W	31	Denver (74,946)	27
12/13	L	17	Washington (56,437)	20
12/21	W	41	Atlanta (67,036)	17
12/27	W	*27	Chicago (63,101)	14
		409		243

**1992 DIVISIONAL PLAYOFFS**

(Dallas)

1/10/93	W	34	Philadelphia (63,721)	10
---------	---	----	-----------------------	----

**1992 NFC CHAMPIONSHIP GAME**

(San Francisco)

1/17/93	W	30	San Francisco (64,920)	20
---------	---	----	------------------------	----

**SUPER BOWL XXVII**

(Pasadena)

1/31/93	W	52	Buffalo (98,374)	17
---------	---	----	------------------	----

## Preseason Results

Dal.		Opp.
<b>1960 (1-5)</b>		
10 San Francisco (22,000)	@ Seattle	16
13 St. Louis (14,000)	@San Antonio	20
10 Baltimore (40,000)	@Dallas	14
14 N.Y. Giants (10,663)	@Louisville	3
14 Los Angeles (13,500)	@Pendleton	49
23 Green Bay (20,121)	@Minn.	28
<b>1961 (2-3)</b>		
38 Minnesota (4,954)	@Sioux Falls	13
7 Green Bay (30,000)	@ Dallas	30
10 N.Y. Giants (21,500)	@Albuquerque	28
35 Baltimore (19,000)	@Norman	24
10 San Francisco (22,130)	@Sacramento	24
<b>1962 (0-5)</b>		
7 Green Bay (54,500)	@Dallas	31
24 Detroit (77,683)	@Cleveland	35
10 Baltimore (14,000)	@Roanoke	24
7 San Francisco (20,000)	@Sacramento	26
26 Minnesota (12,500)	@Atlanta	45
<b>1963 (3-2)</b>		
17 Los Angeles (70,675)	@L.A.	14
10 Green Bay (53,121)	@Dallas	31
17 Los Angeles (29,349)	@Portland	20
37 San Francisco (9,927)	@Bakersfield	24
27 Detroit (51,218)	@New Orleans	17
<b>1964 (1-4)</b>		
6 Los Angeles (57,450)	@L.A.	17
34 San Francisco (24,679)	@Portland	23
16 Los Angeles (30,565)	@Portland	25
3 Green Bay (60,057)	@Dallas	35
6 Chicago (35,000)	@New Orleans	21
<b>1965 (2-3)</b>		
0 Los Angeles (31,579)	@L.A.	9
7 San Francisco (24,837)	@Portland	27
21 Green Bay (67,954)	@Dallas	12
17 Minn. (41,500)	@Birmingham	57
34 Chicago (33,525)	@Tulsa	21
<b>1966 (5-0)</b>		
24 San Francisco (28,899)	@S.F.	13
20 Los Angeles (44,217)	@L.A.	10
21 Green Bay (75,504)	@Dallas	3
20 Detroit (31,250)	@Tulsa	10
28 Minnesota (58,316)	@Dallas	24
<b>1967 (2-3)</b>		
6 Los Angeles (57,595)	@L.A.	20
30 San Francisco (31,212)	@S.F.	24
3 Green Bay (78,087)	@Dallas	20
30 Houston (53,125)	@Houston	17
7 Baltimore (58,498)	@Dallas	33
<b>1968 (3-3)</b>		
24 Chicago (14,578)	@Canton	30
16 San Francisco (27,530)	@S.F.	14
42 Los Angeles (64,978)	@L.A.	10
27 Green Bay (72,014)	@Dallas	31
33 Houston (52,289)	@Houston	19
10 Baltimore (69,520)	@Dallas	16
<b>1969 (4-2)</b>		
17 Los Angeles (87,381)	@L.A.	24
20 San Francisco (33,894)	@S.F.	17
31 Green Bay (73,764)	@Dallas	13
14 Houston (55,310)	@Houston	11

Dal.		Opp.
25 N.Y. Jets (74,771)		@Dallas 9
7 Baltimore (58,975)		@Dallas 23
<b>1970 (1-5)</b>		
20 San Diego (39,392)		@San Diego 10
10 Los Angeles (64,646)		@L.A. 17
34 Green Bay (72,389)		@Dallas 35
21 Houston (46,548)		@Houston 37
0 Kansas City (69,055)		@Dallas 13
21 N.Y. Jets (55,297)		@Dallas 29
<b>1971 (6-0)</b>		
45 Los Angeles (87,187)		@L.A. 21
36 New Orleans (73,560)		@Dallas 21
16 Cleveland (69,099)		@Dallas 15
28 Houston (49,078)		@Houston 20
27 Baltimore (22,291)		@Baltimore 14
24 Kansas City (74,035)		@Dallas 17
<b>1972 (6-1)</b>		
20 College All-Stars (54,162)		@Chicago 7
26 Houston (65,405)		@Dallas 24
27 Los Angeles (66,051)		@L.A. 13
30 New Orleans (81,070)		@N.O. 7
34 N.Y. Jets (65,386)		@Dallas 27
10 Kansas City (79,592)		@K.C. 20
16 Oakland (62,607)		@Dallas 10
<b>1973 (4-2)</b>		
24 Los Angeles (75,461)		@L.A. 7
26 Oakland (53,723)		@Oakland 27
24 New Orleans (61,022)		@Dallas 14
24 Houston (46,942)		@Houston 27
27 Kansas City (57,468)		@Dallas 16
26 Miami (61,378)		@Dallas 23
<b>1974 (3-3)</b>		
7 Oakland (41,049)		@Oakland 27
13 Los Angeles (46,468)		@L.A. 6
19 Houston (53,148)		@Dallas(OT) 13
7 New Orleans (56,563)		@N.Orleans 16
25 Kansas City (43,492)		@Dallas 16
15 Pittsburgh (43,900)		@Dallas 41
<b>1975 (2-4)</b>		
7 Los Angeles (62,843)		@L.A. 35
20 Kansas City (35,630)		@K.C. 26
13 Minnesota (45,395)		@Dallas 16
17 Houston (46,951)		@Houston 14
20 Oakland (39,562)		@Dallas 31
17 Pittsburgh (43,186)		@Dallas 16
<b>1976 (3-3)</b>		
14 Oakland (52,391)		@Oakland 17
14 Los Angeles (60,158)		@L.A. 26
9 Denver (54,567)		@Dallas 13
36 Detroit (30,340)		@Memphis 16
20 Pittsburgh (64,264)		@Dallas 10
26 Houston (58,844)		@Dallas(OT) 20
<b>1977 (3-3)</b>		
34 San Diego (59,504)		@Dallas 14
17 Seattle (58,789)		@Seattle (OT) 23
14 Miami (56,820)		@Dallas 20
23 Baltimore (54,835)		@Dallas 21
14 Houston (49,777)		@Houston 23
30 Pittsburgh (49,824)		@Dallas 0
<b>1978 (3-1)</b>		
41 San Francisco (63,736)		@Dallas 24
21 Denver (74,619)		@Denver 17
13 Houston (62,242)		@Dallas 27
16 Pittsburgh (59,747)		@Dallas 13
<b>1979 (3-2)</b>		
13 Oakland (20,648)		@Canton,OH 20

Dal.	Opp.
7 Denver (61,192)	@ Dallas 6
17 Seattle (59,803)	@ Seattle 27
16 Houston (62,803)	@ Dallas 13
16 Pittsburgh (64,543)	@ Dallas 14
<b>1980 (3-1)</b>	
17 Green Bay (54,876)	@ Dallas 14
19 Los Angeles (63,283)	@ Anaheim 16
20 Houston (63,658)	@ Dallas 13
10 Pittsburgh (62,795)	@ Dallas 31
<b>1981 (2-2)</b>	
17 Green Bay (55,987)	@ Dallas 21
21 Los Angeles (61,459)	@ Anaheim 33
24 Pittsburgh (63,504)	@ Dallas 14
28 Houston (63,799)	@ Dallas 20
<b>1982 (3-1)</b>	
10 Buffalo (48,612)	@ Dallas 14
26 San Diego (49,182)	@ San Diego 16
36 New England (50,113)	@ Dallas 21
20 Houston (60,150)	@ Dallas 14
<b>1983 (3-1)</b>	
20 Miami (46,826)	@ Dallas 17
30 L.A. Rams (54,268)	@ L.A. 7
7 Pittsburgh (62,164)	@ Dallas 24
34 Houston (54,363)	@ Dallas 31
<b>1984 (3-1)</b>	
31 Green Bay (43,371)	@ Dallas 17
24 San Diego (50,740)	@ San Diego 13
10 Pittsburgh (55,658)	@ Dallas 20
31 Houston (53,877)	@ Dallas 24
<b>1985 (4-0)</b>	
27 Green Bay (41,847)	@ Dallas 3
27 San Diego (48,596)	@ S.D. (OT) 24
15 Chicago (49,540)	@ Dallas 13
20 Houston (53,812)	@ Dallas 10
<b>1986 (0-5)</b>	
6 Chicago (82,699)	@ London 17
0 San Diego (47,744)	@ San Diego 20
19 L.A. Raiders (52,153)	@ L.A. 24
28 Pittsburgh (54,299)	@ Dallas 41
14 Houston (62,239)	@ Dallas 17
<b>1987 (1-3)</b>	
0 San Diego (48,020)	@ San Diego 29
13 San Francisco (57,598)	@ S.F. 3
10 L.A. Raiders (46,666)	@ Dallas 34
13 Houston (47,043)	@ Dallas 18
<b>1988 (2-2)</b>	
21 San Diego (40,110)	@ San Diego 24
27 L.A. Raiders (40,774)	@ L.A. 17
17 Chicago (47,796)	@ Dallas 9
10 Houston (48,400)	@ Dallas 54
<b>1989 (3-1)</b>	
20 San Diego (45,203)	@ San Diego 3
27 L.A. Raiders (32,358)	@ L.A. 20
21 Denver (74,076)	@ Denver (OT) 24
30 Houston (63,582)	@ Dallas 28

Dal.	Opp.
<b>1990 (1-3)</b>	
16 San Diego (42,221)	@ San Diego 28
14 L.A. Raiders (28,273)	@ L.A. 16
20 Pittsburgh (47,723)	@ Dallas 9
6 Houston (55,499)	@ Dallas 27
<b>1991 (2-2)</b>	
24 Kansas City (56,038)	@ K.C. 14
12 L.A. Raiders (55,981)	@ Dallas 17
20 Houston (53,314)	@ Houston 30
20 Atlanta (53,689)	@ Dallas (OT) 17
<b>1992 (2-3)</b>	
23 Houston (51,058)	@ Tokyo 34
27 Miami (50,803)	@ Miami 24
16 Houston (61,334)	@ Dallas 17
17 Denver (61,485)	@ Dallas 3
13 Chicago (60,218)	@ Dallas 20

## All-Time Preseason Record (85-79)

Atlanta	1-0
Buffalo	0-1
Chicago	3-4
Cincinnati	0-0
Cleveland	1-0
Denver	3-2
Detroit	3-1
Green Bay	6-9
Houston	16-11
Indianapolis	3-5
Kansas City	4-3
L.A. Raiders	3-9
L.A. Rams	9-11
Miami	3-1
Minnesota	2-3
New England	1-0
New Orleans	3-1
New York Giants	1-1
New York Jets	2-1
Philadelphia	0-0
Phoenix	0-1
Pittsburgh	7-5
San Diego	6-4
San Francisco	8-4
Seattle	0-2
Tampa Bay	0-0
Washington	0-0






## Ring of Honor

The Cowboys honor former players who made outstanding contributions to the club by inducting them into the Ring of Honor at Texas Stadium. Their names and the years played are prominently displayed in silver on the wall below the press box at Texas Stadium. Members of the Cowboys' Ring of Honor:



**BOB LILLY**

**BOB LILLY**, defensive tackle, 1961-74. Nicknamed "Mr. Cowboy," Bob Lilly was the franchise's first draft choice in 1961, the first name in the Ring of Honor in 1975 and its first inductee into the Pro Football Hall of Fame in 1980. A seven-time All-Pro, Lilly was named to a club-record 11 Pro Bowls. He was a two-time All-SWC pick and an All-America at Texas Christian University before being drafted by Dallas.



**DON MEREDITH**

**DON MEREDITH**, quarterback, 1960-68. Don Meredith led the Cowboys to their first winning season and their first NFL Championship Game in 1966. Signed by Clint Murchison, Jr., before Dallas was granted its NFL franchise, "Dandy Don" played in two Pro Bowls and was named NFL player of the year in 1966. A two-time All-America at SMU, Don's name was added to the Cowboys' Ring of Honor in 1976.



**DON PERKINS**

**DON PERKINS**, running back, 1961-68. Don Perkins was the first Cowboys player to rush for more than 6,000 yards. A six-time Pro Bowl selection, Perkins finished among the top ten NFL rushers in each of his eight seasons. He was named NFL rookie of the year in 1961 and All-Pro in 1962. Perkins was signed before Dallas was granted its NFL franchise. A three-time All-Skyline pick at New Mexico, he was inducted into the Ring of Honor in 1976.



CHUCK HOWLEY

**CHUCK HOWLEY**, linebacker, 1961-72. When Chuck Howley retired in 1973, Tom Landry said "I don't know that I've seen anybody better at linebacker than Howley." A six-time All-Pro, Howley was the most valuable player in Super Bowl V. The Cowboys traded for Howley, who was drafted by Chicago in 1958. He was All-America center at West Virginia. A six-time Pro Bowl selection, Howley was added to the Ring of Honor in 1977.



MEL RENFRO

**MEL RENFRO**, defensive back, 1964-77. Mel Renfro was named to the Pro Bowl his first ten seasons in the NFL. He is the club's all-time interceptor with 52 and kickoff returner with a 26.4-yard career average. Renfro was drafted in the second round in 1964 after a career as an All-America halfback and world class sprinter at Oregon. A five-time All-Pro, Renfro was inducted into the Cowboys' Ring of Honor in 1981.



ROGER STAUBACH

**ROGER STAUBACH**, quarterback, 1969-79. Roger Staubach led the Cowboys to six NFC Championship Games, four Super Bowls and two Super Bowl titles. A great clutch performer, Staubach led Dallas to comeback victories 23 times, 14 in the last two minutes of overtime. A five-time Pro Bowler, he was drafted by Dallas in 1964 after winning the Heisman Trophy and Maxwell Award at the Naval Academy. Inducted into the Ring of Honor in 1983, Roger was elected to the Pro Football Hall of Fame in 1985.



LEE ROY JORDAN

**LEE ROY JORDAN**, linebacker, 1963-76. The inspirational leader of the Cowboys' first championship teams was Lee Roy Jordan. The Cowboys' first-round draft choice in 1963 following an All-America career at Alabama, Jordan anchored the "Doomsday Defense" from his middle linebacker position for 14 years. He was named to the Pro Bowl five times and All-Pro twice. Lee Roy was inducted into the Ring of Honor in 1989.

## HALL OF FAME

Four members of the Pro Football Hall of Fame in Canton, Ohio, have been elected based on their accomplishments with the Cowboys — Bob Lilly in 1980, Roger Staubach in 1985, Tom Landry in 1990 and Tex Schramm in 1991.

Lilly, the first college player ever drafted by the Cowboys, was selected to play in the Pro Bowl 11 times while playing for Dallas from 1961 to 1974. Lilly came to the Cowboys after a collegiate career at Texas Christian University.

Staubach, known as "Captain Comeback" to Dallas fans, quarterbacked the Cowboys to four NFC Championships and victories in Super Bowl VI and XII. Staubach, a native of Cincinnati and a graduate of the U.S. Naval Academy, played for Dallas from 1969 to 1979.


Tom Landry compiled an overall record of 270-178-6 with two World Championships as the head coach of the Cowboys from 1960 to 1989. Landry helped build the Cowboys into "America's Team" along with Tex Schramm who served as the team's President and General Manager from 1960 to 1989.



Lilly



Staubach



Landry



Schramm

## "How 'Bout Them Cowboys"

The NFL Films production of "How 'Bout Them Cowboys," the Cowboys' 1992 highlights video is available to groups, free of charge, from the Cowboys.

The 30-minute VHS videotape, narrated by Jeff Kaye, chronicles the Cowboys' Super Bowl Championship season in 1992. Comments from Jerry Jones, Jimmy Johnson and key Cowboys players help guide the viewer through the 16-game regular season schedule and then their decisive three game march through the playoffs that culminated in a Super Bowl XXVII victory.

Civic clubs, church groups and schools may borrow "How 'Bout Them Cowboys" by calling the Cowboys at 214-556-9900 and asking for the highlight video. It is available in videotape only.

The video is also available to purchase by calling 1-800-NFL-TAPE. It is also available at the Texas Stadium Pro Shop and for rent at selected video stores.

"How 'Bout Them Cowboys" will be syndicated by NFL Films to television stations in the southwest in August. The film is sponsored by the New York Life Insurance Company.

# Historical Highlights

## 1960

**NFL FRANCHISE** — Clint Murchison, Jr., and Bedford Wynne were awarded an expansion franchise in the NFL at the annual league meeting in Miami Beach, Fla. The Cowboys were to play as a "swing" team, playing every other team one time during the first season, although listed in the Western Conference standings (January 28).

**COWBOYS STOCKED** — A player pool was set up in a league meeting at L.A., with each of 12 NFL teams freezing 25 names on its roster and the Cowboys allowed to pick three from each team for a total of 36 veterans. Dallas, once given the list, had to select its 36 players within 24 hours (March 13).

**TRAINING STARTS** — Rookies report to first Cowboys camp at Pacific U., in Forest Grove, Oregon (July 9).

**FIRST PRE-SEASON GAME** — The Cowboys, less than six months in existence, get their first test and drop a 16-10 pre-season game to San Francisco in Seattle (August 6).

**FIRST HOME GAME** — In their Dallas debut, in the Salesmanship Club preseason game, the Cowboys led the world champion Baltimore Colts into the final minute before a 62-yard pass from Johnny Unitas to Lenny Moore gave the Colts a 14-10 victory (August 19).

**FIRST VICTORY** — In a preseason game at Louisville, Ky., the Cowboys beat New York's Giants, 14-3, with Frank Clarke catching touchdown passes of 73 yards (Eddie LeBaron) and 74 yards (Don Meredith) (August 27).

**FIRST LEAGUE GAME** — In their first league game, Dallas fell to Pittsburgh, 35-28, with Bobby Layne leading a fourth-period Steeler rally (Sept. 24, Saturday night).

**STREAK SNAPPED** — Dallas snaps a 20-game loss streak by tying New York, 31-31, at Yankee Stadium (Dec. 4).

## 1961

**TRAINING STARTS** — Rookies launch training at new campsite — St. Olaf College in Northfield, Minn. (July 9).

**FIRST LEAGUE WIN** — Scoring ten points in the final 56 seconds, the Cowboys score their first NFL victory, 27-24, over Pittsburgh in the '61 league opener in the Cotton Bowl. Allen Green's 27-yard field goal on the game's final play won it before 23,500 (Sept. 17).

## 1962

**TRAINING STARTS** — Team begins training at new campsite — Northern Michigan College in Marquette, Mich. (July 13).

**PENALTY HISTORY** — For the first time in anyone's memory in an NFL game, points were awarded for a penalty. The Cowboys were detected holding in the end zone on a 99-yd. TD pass from LeBaron to Clarke, and Pittsburgh was awarded a safety. The Steelers eventually won, 30-28 (Sept. 23).

**100-YARD FIRSTS** — Cowboys' Amos Marsh returned a kickoff 101 yards and Mike Gaechter returned a pass interception 100 yards, both plays for fourth-quarter TDs in a 41-19 win over Philadelphia in Dallas. It was the first time in NFL history that two 100-yard runs had been made in the same game, much less by the same team in the same quarter (Oct. 14).

## 1963

**SHIFT TO KANSAS CITY** — The rival Dallas Texans of the AFL announce they are moving the franchise to Kansas City (Feb. 8).

---

---

## THE HISTORY

---

---

**CALIFORNIA TRAINING SITE** — The Cowboys open training at California Lutheran College in Thousand Oaks, Calif. (July 12).

**HOWTON SETS RECORD** — Bill Howton broke Don Hutson's all-time receiving mark with a 14-yard catch against Washington (there). Hutson's record was 7,991 yards and the catch gave Howton an even 8,000 yards (Sept. 29).

### 1964

**LANDRY CONTRACT** — With one year to go on his original contract, Tom Landry is signed to a ten-year extension, in effect giving him an 11-year pact, possibly the longest in major pro sports history (Feb. 5).

### 1965

**FIRST SELLOUT** — An overflow crowd of 76,251 jams the Cotton Bowl for the Cleveland game, notching the team's first home sellout. Cleveland won, 24-17 (Nov. 21).

### 1966

**PLAYOFF BOWL** — After defeating New York, 38-20, in the season finale (and winning five of their last seven games) to get into the Playoff Bowl at Miami, the Cowboys fall to Baltimore, 35-3 (Jan. 15).

**MERGER** — Peace comes to pro football with Cowboys GM Tex Schramm completing two months of negotiations with AFL's Lamar Hunt, merging the two leagues under the NFL banner (June 8).

**SCHRAMM ELEVATED** — Texas E. Schramm, Vice-President and General Manager of the Cowboys from the beginning, was named President of the club by owner Clint Murchison, Jr., who retained the title of Chairman of the Board.

**NEELY CASE SOLVED** — Dallas and Houston reached agreement in the Ralph Neely case. Neely remained with Dallas with Houston receiving the Cowboys Nos. 1, 2 and two fifth place picks in the 1967 draft (Nov. 17).

**THE CHAMPIONSHIP** — The Cowboys won their first championship, capturing the Eastern Conference title with a 10-3-1 record, but lost the NFL Championship Game to Green Bay, 34-27.

### 1967

**TEXAS STADIUM** — On Dec. 23, owner Clint Murchison, Jr., formally announced plans to build Texas Stadium in suburban Irving. The stadium, to be financed through a bond-option plan, would be ready for the 1970 season. The stadium would seat a minimum of 58,000.

**SECOND CHAMPIONSHIP** — Under the NFL's new format, the Cowboys easily won the Capitol Division and defeated Cleveland, Century Division winner, 52-14, in the Cotton Bowl for the Eastern conference championship. However, on Dec. 31 in Green Bay, the Cowboys lost their second bid for an NFL title, falling to the Packers, 21-17, in the 13 degree below weather.

### 1968

**WIN CAPITOL** — For the second straight year the Cowboys won the Capitol Division, but for the first time in three years the Cowboys did not win the Eastern Championship, being upset at Cleveland, 31-20, on December 21st. Dallas won the Runner-Up Bowl over Minnesota, 17-13.

### 1969

**TEXAS STADIUM** — Ground was broken for Texas Stadium in suburban Irving on January 25, and on June 29 Bert Rose was named general manager of the stadium.

**ORIGINALS RETIRE** — An era ended for the Cowboys in July. On July 5th at a press conference in Dallas, quarterback Don Meredith, the last of the original Cowboys, announced his retirement. Then, on July 18th, the day the veterans were to report to training camp, all-time rushing great Don Perkins officially retired.

**REPEAT CAPITOL WINS** — Once again the Cowboys rolled to the Capitol Division Championship with an 11-2-1 season. However, the Cowboys failed to win the Eastern Championship when on Dec. 28, the Cowboys lost to Cleveland, 38-14, in the Cotton Bowl.

**1970**

**FIVE STRAIGHT PLAYOFFS** — The Cowboys won their last five games to finish 10-4, claim the Eastern Division championship and make the playoffs for the fifth year in a row. They defeated Detroit, 5-0, in the opening round to get a shot at the National Conference championship.

**FIRST NFC TITLE** — The Cowboys captured the biggest prize of their 11-year history on Jan. 3 when they downed San Francisco, 17-10, for the NFC crown. A 16-13 loss to Baltimore in the Super Bowl Jan. 17 left Dallas with one major goal still unrealized.

**1971**

**TEXAS STADIUM** — The Cowboys opened a new era in their sparkling Irving, Tex., home with a 44-21 victory over the New England Patriots on October 24. Duane Thomas scored the first touchdown in the new stadium, a 56-yard run just two minutes and 16 seconds after the opening kickoff. Attendance was 65,708.

**SIX STRAIGHT PLAYOFFS** — The Cowboys won their last seven games to finish 11-3, claim the Eastern Division championship and make the playoffs for the sixth year in a row. They defeated Minnesota, 20-12, in the opening round.

**SECOND NFC TITLE** — For the second consecutive year, the Cowboys met the San Francisco 49ers in the National Conference showdown. This time Dallas won, 14-3, to qualify for its second straight Super Bowl.

**FIRST WORLD CHAMPIONSHIP** — The Cowboys downed the Miami Dolphins, 24-3, to win Super Bowl VI in New Orleans on Jan. 16. It was the 10th victory in a row for Dallas as Roger Staubach passed for two touchdowns and was named the game's Most Valuable Player.

**1972**

**FIRST 1,000-YARD BACK** — Calvin Hill became the first Dallas player to rush for 1,000 yards when he gained 111 on Dec. 9 against the Washington Redskins in Texas Stadium. Hill wound up with 1,036 yards for the season on a record 245 carries.

**SEVEN STRAIGHT PLAYOFFS** — The Cowboys qualified for the NFL playoffs a record seventh consecutive year, their 10-4 record earning them the National Conference Wild Card berth. Roger Staubach passed for two touchdowns in the last 1½ minutes to give the Cowboys a 30-28 victory at San Francisco in the first round. Then, at Washington on New Year's Eve, Dallas was foiled in its bid for a third straight NFL title with the Redskins won, 26-3.

**1973**

**100 VICTORIES** — The Cowboys and Coach Tom Landry recorded their 100th victory with a 40-3 Texas Stadium win over the New Orleans Saints on Sept. 24. Landry, the only head coach the Cowboys have had, ended the season with a career mark of 108-80-6 to rank ninth on the list of the NFL's all-time winningest coaches.

**EIGHT STRAIGHT PLAYOFFS** — The Cowboys regained the NFC Eastern Division title with a 10-4 record and broke their own NFL record by reaching the playoffs for the eighth year in a row. Dallas defeated Western Division champion Los Angeles in the first round, 27-16, but fell to Central Division winner Minnesota in the NFC Championship Game, 27-10.

## 1974

**FIRST TOP DRAFT CHOICE** — For the first time in their history, the Cowboys had the very first choice in the NFL college draft. The No. 1 pick came to Dallas from Houston in exchange for Tody Smith and Billy Parks. The Cowboys selected Ed "Too Tall" Jones, a 6-9 260-pound defensive end from Tennessee State.

**PLAYOFFS MISSED** — The Cowboys' record-breaking string of eight straight years in the NFL playoffs was broken when the club's 8-6 record failed to qualify.

## 1975

**LILLY HONORED** — "Mr. Cowboy" was honored on Bob Lilly Day at Texas Stadium at halftime of the Philadelphia game on Nov. 23. It was the first such recognition ever given to a Dallas player. Lilly never missed a game in 14 years with the Cowboys, earning All-Pro honors seven times at defensive tackle before retiring prior to the '75 season.

**TEN STRAIGHT WINNING SEASONS** — The Cowboys' 10-4 record earned them the NFC Wild Card berth in the playoffs. The composite record over 10 straight winning seasons was 101-37-2.

**THIRD NFC TITLE** — After shocking Minnesota in the first round, 17-14 on Roger Staubach's 50-yard "Hail Mary" pass to Drew Pearson, the Cowboys traveled to Los Angeles for the NFC showdown. Staubach threw four touchdown passes, three to Preston Pearson, and Dallas won, 37-7. Pittsburgh won Super Bowl X on Jan. 18 in Miami, 21-17.

## 1976

**MEREDITH, PERKINS HONORED** — Former Cowboys greats Don Meredith and Don Perkins joined Bob Lilly in the "Ring of Honor" at Texas Stadium during half-time ceremonies at the New York Giants game on Nov. 7.

**ELEVEN STRAIGHT WINNING SEASONS** — The Cowboys won the NFC Eastern Division title with their 11-3 record, giving them their 11th straight winning season and 10th playoff berth in that period. A 14-12 first round loss to Los Angeles — the first time Dallas had lost in the first round under the current playoff setup — ended the season.

## 1977

**HOWLEY HONORED** — Former All-Pro linebacker Chuck Howley, a Cowboy from 1961 through 1973, became the fourth member of the Ring of Honor. Howley was honored during ceremonies at halftime of the Detroit Lions game on Oct. 30.

**TWELVE STRAIGHT WINNING SEASONS** — Getting off to an 8-0 start, their best ever, the Cowboys rolled to a 12-2 record, the championship of the NFC East, and their 12th consecutive winning season. They opened their 11th visit to the playoffs in those 12 years with a 37-7 first-round victory over the Chicago Bears at Texas Stadium.

**FOURTH NFC TITLE** — Dallas crushed the Minnesota Vikings at Texas Stadium, 23-6, for National Conference crown No. 4 and the right to meet the Denver Broncos in Super Bowl XII.

**SECOND WORLD CHAMPIONSHIP** — The Cowboys stopped the Denver Broncos, 27-10, to win Super Bowl XII in New Orleans on January 15, 1978. In the process, Dallas tied Minnesota for most Super Bowl appearances (four) and Green Bay, Miami and Pittsburgh for most Super Bowl victories (two). Defensive linemen Harvey Martin and Randy White were named co-Most Valuable Players in the game.

## 1978

**THIRTEEN STRAIGHT WINNING SEASONS** — After a mediocre 6-4 start, the Cowboys won six straight games to finish the expanded regular season with a 12-4 record and their 10th division crown. It marked the Cowboys' 13th consecutive winning season and 12th trip to the playoffs in that span. Dallas rallied to beat Atlanta 27-20 in a divisional playoff at Texas Stadium, sending the Cowboys to their seventh NFC championship game in the past nine years.

**FIFTH NFC TITLE** — Dallas shut out the Rams in Los Angeles 28-0 in the National Conference title game to advance to the Super Bowl a record fifth time, including three of the last four. In the first Super Bowl rematch, Pittsburgh edged the Cowboys 35-31 for the NFL championship on Jan. 21 in Miami's Orange Bowl.

## 1979

**TWENTIETH ANNIVERSARY** — The Cowboys celebrated their 20th anniversary season at halftime of the St. Louis Cardinals game at Texas Stadium on Oct. 21. Stars from each of those 20 seasons plus Coach Tom Landry were introduced during the halftime ceremonies.

**FOURTH STRAIGHT NFC EAST TITLE** — Rallying from a mid-season slump the Cowboys won their final three games to finish with an 11-5 record, their 11th division championship, including the past four NFC East titles, and 14th consecutive winning season. The Cowboys made their 13th trip to the playoffs in those 14 years, but were eliminated by Los Angeles 21-19 in a divisional playoff at Texas Stadium.

## 1980

**STAUBACH RETIRES** — At a press conference at Texas Stadium on March 31, quarterback Roger Staubach announced his retirement after 11 record-breaking years with the Cowboys. Staubach held all major Cowboys' passing records and was the all-time leading NFL passer.

**LILLY ENTERS HALL OF FAME** — Bob Lilly, a seven-time All-Pro defensive tackle in his 14-year career with the Cowboys from 1961-74, became the first Cowboys' only player to be inducted into the Pro Football Hall of Fame. Enshrined along with Lilly on Aug. 2 at Canton, Ohio, were Herb Adderley, who played for the Cowboys from 1970-72, Jim Otto and Deacon Jones.

**FIFTEEN STRAIGHT WINNING SEASONS** — Behind new starting quarterback Danny White, the Cowboys rolled to their 15th consecutive winning season with a surprising 12-4 record, tied for best in the league with Philadelphia and Atlanta. The Cowboys lost the NFC East title to Philadelphia on a tie-breaker, but entered the playoffs for the 14th game in 15 years, this time as a wild card team. The Cowboys beat Los Angeles 34-13 at Texas Stadium in the NFC Wild Card Game and rallied past the Falcons at Atlanta 30-27 to advance to the NFC Championship Game at Philadelphia. But the Cowboys lost 20-7 in their bid for a sixth Super Bowl appearance.

**LANDRY'S 200th VICTORY** — Tom Landry joined George Halas and Curly Lambeau as the only coaches with 200 NFL victories when the Cowboys beat Los Angeles 34-13 on Dec. 28 at Texas Stadium in the NFC Wild Card Game, raising Landry's record to 200-119-6, counting regular season and playoff games.

## 1981

**RENFRO HONORED** — Former All-Pro defensive back Mel Renfro, the Cowboys' all-time leading pass interceptor, became the fifth member of the Cowboys' Ring of Honor. Renfro, who played for Dallas from 1964 through 1977, was honored during halftime ceremonies of the Cowboys-Miami Dolphins game at Texas Stadium Oct. 25.

**TWELFTH DIVISION CHAMPIONSHIP** — The Cowboys regained the NFC Eastern Division Championship, their 12th division title since 1966, with a 12-4 record and tied Oakland's NFL mark of 16 consecutive winning seasons. Entering the playoffs



for the 15th time in that span, the Cowboys advanced to the NFC Championship Game for the ninth time in 12 years by routing Tampa Bay 38-0 at Texas Stadium. But for the second year in a row Dallas lost the conference title game. San Francisco scored a last-minute touchdown at Candlestick Park to edge the Cowboys 28-27 for a berth in Super Bowl XVI.

## 1982

**200TH REGULAR-SEASON VICTORY** — The Cowboys beat Washington 24-10 at RFK Stadium on Dec. 5 for the club's and Coach Tom Landry's 200th regular season victory.

**SEVENTEEN STRAIGHT WINNING SEASONS** — The Cowboys finished the strike-shortened regular season with a 6-3 record to establish an NFL record of 17 consecutive winning seasons. Entering the playoffs for a record-tying eighth straight year and for the 16th time in 17 years, the Cowboys beat Tampa Bay 30-17 and Green Bay 37-26, both at Texas Stadium, to advance to the NFC Championship Game for the third year in a row. But again the Cowboys come up short, losing 31-17 at Washington.

## 1983

**STAUBACH HONORED** — Former quarterback Roger Staubach, who led the Cowboys to four Super Bowls, became the sixth member of the Ring of Honor during halftime ceremonies of the Cowboys-Tampa Bay game on Oct. 9.

**NEW HEADQUARTERS** — Ground was broken on Nov. 29 for the Cowboys' new headquarters and training facility at The Valley Ranch in northwest Dallas County.

**EIGHTEEN STRAIGHT WINNING SEASONS** — The Cowboys extended their NFL record to 18 consecutive winning seasons with a 12-4 finish. The club also set a league record with its ninth straight playoff appearance, qualifying as a wild card entry. The Los Angeles Rams eliminated the Cowboys from the playoffs, however, with a 24-17 upset victory at Texas Stadium in the NFC Wild Card Game on Dec. 26.

## 1984

**SILVER SEASON** — The Cowboys kicked off their 25th anniversary with a news conference at Texas Stadium on Jan. 27. Club President Tex Schramm announced the Cowboys would celebrate their 25th anniversary during 1984 under the theme "Silver Season."

**OWNERSHIP CHANGES HANDS** — The sale of the Cowboys from the Murchison family to an 11-member limited partnership headed by Dallas businessman H. R. "Bum" Bright was approved by NFL owners on March 19 at the league's annual meeting in Honolulu. The sale was completed on May 18.

**COWBOYS CENTER** — The Cowboys and Triland International announced plans on March 27 for Cowboys Center, an innovative joint venture that will develop business opportunities in a conference center, Cowboys ShowPlace, athletic club, sports arena, office park, housing, and retail and restaurant outlets on 200 acres at The Valley Ranch, adjacent to the Cowboys' new headquarters.

**NINETEEN STRAIGHT WINNING SEASONS** — The Cowboys defeated the Eagles 26-10 in Philadelphia to extend their NFL record to 19 consecutive winning seasons. The Cowboys finished 9-7 and missed the playoffs for the first time in 10 years and only the second time in 19 years.

## 1985

**STAUBACH ENTERS HALL OF FAME** — Roger Staubach, the master of the comeback victory during his 11-year career as a Cowboys quarterback, was inducted into the Pro Football Hall of Fame in his first year of eligibility. Enshrined with Staubach on Aug. 3 at Canton, Ohio, were Pete Rozelle, Joe Namath, O. J. Simpson and Frank Gatski. Staubach joined Bob Lilly as the only players who spent their entire career with the Cowboys to be elected to the Hall of Fame.

**TEXAS STADIUM IMPROVEMENTS** — Texas Stadium unveiled a new look when the Cowboys opened their preseason schedule against Green Bay on Aug. 10. The stadium became the first to have two DiamondVision color scoreboards, and the addition of 118 Crown Suites gave Texas Stadium more private suites, 296, than any stadium in the nation.

**COWBOYS RANCH OPENS** — Cowboys players and coaches reported on Aug. 27 to the team's new headquarters and training facility at Cowboys Center in Valley Ranch.

**DORSETT PASSES 10,000 YARDS** — On a 19-yard sweep around left end, Tony Dorsett became the sixth player in NFL history to rush for 10,000 yards. Dorsett's feat highlighted a 27-13 victory over Pittsburgh at Texas Stadium on Oct. 13.

**THIRTEENTH DIVISION CHAMPIONSHIP** — The Cowboys edged the New York Giants 28-21 on Dec. 15 at Texas Stadium to capture the NFC Eastern Division championship for the first time since 1981. Picked in most season previews to finish third or fourth in the division, the Cowboys rallied for their NFL record 20th consecutive winning season, a 13th division title in 20 years and a playoff berth for the 18th time in that span. But in their NFL record 36th playoff game appearance, the Cowboys fell 20-0 to the Los Angeles Rams in Anaheim Stadium on Jan. 4.

**1986**

**COWBOYS GO TO LONDON** — The Cowboys began preparations for their first trip to a foreign country when the NFL announced on March 12 that the Cowboys would play the Super Bowl champion Chicago Bears in a preseason game at London's Wembley Stadium on Aug. 3.

**100TH WIN AT TEXAS STADIUM** — Dallas defeated St. Louis 37-6 for the club's 100th victory at Texas Stadium. Since the facility opened in 1971 the Cowboys have compiled a 100-25 (.800) record.

**STREAK BROKEN** — The Cowboys' streak of 20 consecutive winning seasons from 1966 through 1985, third longest in professional sports history, came to an end when the club finished with a 7-9 record after losing seven of its last eight games. Only baseball's New York Yankees (39 straight winning seasons, 1926-64) and hockey's Montreal Canadiens (32 from 1951-52 through 1982-83) surpassed the Cowboys' accomplishment. After the 1986 season, the Washington Redskins' five straight winning campaigns (1982-86) represented the NFL's longest active streak.

**1987**

**FOUNDER DIES** — Cowboys founder Clint Murchison, Jr., died March 30 after a long illness. Murchison, 63, who owned the club until 1984, acquired the expansion Dallas franchise in the NFL in 1960. He hired Tex Schramm as general manager, gave Tom Landry a 10-year contract when his coaching career was in doubt in 1964 and was instrumental in the building of Texas Stadium.

**DORSETT GETS 12,000 YARDS** — Tony Dorsett became the fourth rusher in NFL history to gain more than 12,000 yards when he registered 52 yards against the Rams on Dec. 21 for a career total of 12,036. The only runners ahead of Dorsett were Walter Payton, Jim Brown and Franco Harris.

**1988**

**LANDRY TIES LAMBEAU** — Dallas opened the 1988 season against Pittsburgh on Sept. 12 and Tom Landry tied an NFL record held by Curly Lambeau by coaching in his 29th consecutive season with the same team. Lambeau led the Green Bay Packers from 1921-49.

**1989**

**JONES ACQUIRES COWBOYS, NAMED JOHNSON COACH** — Jerry Jones reached an agreement to purchase the Cowboys from Bum Bright on Feb. 25 and announced that University of Miami Coach Jimmy Johnson would replace Tom Landry.

**SALE APPROVED, SCHRAMM RESIGNS** — The sale of the Cowboys to Jerry Jones was unanimously approved by NFL owners on April 18 at a special meeting in New York. At the same meeting Tex Schramm was named president of the new World League of American Football. He announced his resignation as president and general manager of the Cowboys after 29 years with the club.

**AIKMAN SIGNED** — The Cowboys, holding the No. 1 pick in the NFL draft for only the second time in their history, announced the signing of quarterback Troy Aikman to a six-year contract on April 20.

## 1990

**AUSTIN TRAINING CAMP** — Beginning on July 18, nearly 100,000 fans visit the Cowboys' first ever in-state training camp at St. Edward's University in Austin.

**LANDRY ENTERS HALL OF FAME** — Tom Landry, who led the Cowboys to five Super Bowls and 20 consecutive winning seasons as the Cowboys head coach from 1960-88, was inducted into the Pro Football Hall of Fame in his first year of eligibility. Enshrined on Aug. 4 at Canton, Ohio, Landry joined former Dallas players Bob Lilly and Rober Staubach as the only Hall of Fame members who built their achievements with the Cowboys.

**SMITH ROOKIE OF THE YEAR, JOHNSON COACH OF THE YEAR** — Following a dramatic turn-around season where the team posted a 7-9 record and missed the playoffs by one game, Jimmy Johnson was named the NFL Coach of the Year by the Associated Press. Running back Emmitt Smith, who led all NFL rookie running backs in rushing yardage and touchdowns, was named the A.P.'s NFC Offensive Rookie of the Year.

## 1991

**RECORD DRAFT HAUL INCLUDES MARYLAND AS NO. 1 OVERALL PICK** — After a pre-draft trade with the New England Patriots, the Cowboys used the No. 1 overall selection in the NFL Draft for only the third time in franchise history. Dallas chose Outland Trophy winner Russell Maryland (DT) with the top pick. The Cowboys went on to acquire 16 more choices, setting a club record for most selections in a 12 round draft with 17 overall.

**SCHRAMM ENTERS HALL OF FAME** — One of the NFL's true innovators, and the guiding force behind the development of America's Team, Tex Schramm was inducted into the Pro Football Hall of Fame on July 27, 1991. Schramm, who served as the President and General manager of the Dallas Cowboys from the team's conception in 1960 until his retirement in 1989, joined Staubach, Lilly and Landry with his enshrinement in Canton, Ohio.

**RETURN TO THE PLAYOFFS** — After winning the final five games of the season, Dallas finished with an 11-5 record — the team's best mark since the 1983 season. The initial spark to the winning streak was a 24-21 win over the eventual World Champion Washington Redskins on Nov. 24. The win, at Washington's RFK Stadium, ended the Redskins' bid for a perfect regular season after 11 straight wins. Dallas finished second in the NFC East and qualified as the NFC's No. 2 wild card playoff entry, marking the club's first post season trip since 1985. Dallas traveled to Chicago and defeated the Bears 17-13 in the opening round wild card game before dropping a 38-6 decision at Detroit the following week.

**SMITH AND IRVIN LEAD NFL** — Running back Emmitt Smith and wide receiver Michael Irvin became the first two players from the same team to lead the NFL in rushing yardage and receiving yardage in the same season. Smith had 1,563 yards rushing, while Irvin set single season club records for receptions (93) and receiving yardage (1,523). Both players were named to the NFC Pro Bowl squad along with tight end Jay Novacek and quarterback Troy Aikman. The Cowboys sent four offensive players to the Pro Bowl for the first time since 1979, and Irvin was named the MVP of the Pro Bowl Game.

## 1992

**JONES NAMED TO COMPETITION COMMITTEE** — On May 1, Jerry Jones was appointed to the NFL's Competition Committee by Commissioner Paul Tagliabue. Jones became the first owner to serve on the prestigious committee since the death of Cincinnati's Paul Brown.

**FOURTEENTH DIVISION CHAMPIONSHIP** — Before a national television audience on ABC's Monday Night Football, the Cowboys defeated the Atlanta Falcons (41-17) at the Georgia Dome to claim the NFC Eastern Division Championship. The victory marks the Cowboys' first divisional title since 1985.

**RECORD NUMBER OF OFFENSIVE PRO BOWL SELECTIONS** — Six players from the Cowboys offense were selected to play in the Pro Bowl: RB Emmitt Smith, TE Jay Novacek, QB Troy Aikman, WR Michael Irving, G Nate Newton and C Mark Stepnoski. The six players establish a Dallas Cowboys' record for most offensive players selected to the Pro Bowl.

**CLUB RECORD FOR VICTORIES/SMITH EARNS SECOND RUSHING TITLE** — On December 27, Dallas defeated Chicago by a 27-14 score at Texas Stadium. The victory was the 13th of the year for Dallas, establishing a new club record for victories in a season. In the Bears game, Emmitt Smith finishes the season with 1,713 rushing yards, enabling Smith to become the first player to win back-to-back NFL rushing titles since Eric Dickerson (1983-84)

**ROAD ATTENDANCE RECORD SET** — The Cowboys set a new team record for road attendance by averaging 72,523 fans per road game in 1992. The team also played before a sold-out stadium in all 16 regular season games for the first time since the 1981 season.

**SIXTH NFC TITLE** — On January 17, 1993, the Cowboys defeated the San Francisco 49ers by a 30-20 score at Candlestick Park. The victory sends Dallas to Super Bowl XXVII in Pasadena, marking the Cowboys first NFC title, and the Super Bowl trip, since 1978.

**THIRD WORLD CHAMPIONSHIP** — January 31, 1993: While making an NFL record sixth Super Bowl appearance, the Cowboys defeated Buffalo 52-17 in Super Bowl XXVII at the Rose Bowl in Pasadena. The victory enabled the Cowboys to become the only franchise in NFL history to win more than one Super Bowl under two different owners. The Super Bowl crowd of 98,374 was the largest crowd to ever witness a Dallas Cowboys game. The game was also witnessed by 133.4 million television viewers, making Super Bowl XXVII the most watched event in television history.

## 1993


**WHITE HOUSE VISIT** — The Super Bowl Champion Dallas Cowboys became the first athletic team to visit the White House under the Clinton administration. The Cowboys team visit to the White House was the first in club history.



— NOTES —



# THE SIDELINES



# TEXAS STADIUM



The glittering showcase of Cowboys Football is Texas Stadium, a state-of-the-art modern football facility which opened on October 24, 1971 with a 44-21 Cowboys victory over New England.

Located in the Dallas suburb of Irving, Texas Stadium has a seating capacity of 65,846 and features two DiamondVision color replay screens, 360 luxury suites, 52 concession stands, 40 specialty stands, 86 restrooms, 115 drinking fountains and 130 acres of parking. Texas Stadium's most unique feature is the partial roof which covers fans from inclement weather, but leaves the game outdoors. Texas Stadium also boasts the luxurious Stadium Club, one of Dallas' premier locations for private parties, banquets and convention gatherings.

The Corral, outside Gate 8, features food, beverage, entertainment and large screen televisions for fan hospitality before, during, and after all Cowboys home games and special events.

Complete banquet, catering and special event services are available for private groups at Texas Stadium. Information on hosting an event can be obtained by calling 214-554-6368.


Tours of Texas Stadium are available Monday through Friday at 10:00 a.m. and 2:00 p.m., and on Saturdays, Sundays and holidays, when no events are scheduled, at 11:00 a.m., 12:30 p.m., and 2:00 p.m. Call 214-438-7676 for more information.

The Cowboys souvenir shop, The Pro Shop, is also open daily on the grounds outside the stadium at Gate 8.

**Texas Stadium**  
**2401 Airport Freeway**  
**Irving, TX 75062**  
**214-438-7676**

Bruce Hardy ..... Vice President and General Manager  
 Texas Stadium Corporation  
 Ron Underwood ..... Director of Operations

## Cowboys Summer Training Camp



One of the annual highlights for Dallas Cowboys fans is the opportunity to visit Dallas Cowboys Training Camp at St. Edward's University in Austin, Texas. The 1993 camp marks the team's fourth year in Austin.

St. Edward's is a convenient location for Cowboys fans throughout Texas and the neighboring states. In each of the past three seasons, the Cowboys have drawn an average of nearly 100,000 fans to the summer practice sessions and the annual scrimmages with other NFL teams.

The camp at St. Ed's offers a rare opportunity for Cowboys' fans from all over the State of Texas and the Southwest to get an "up close and personal look" at their favorite team. "Autograph Alley" is a daily ritual for fans attending practice sessions that are open to the public.

Some of the training camp activities that take place each year include the Cowboys' Golf Tournament, The Blue-White Game, scrimmages with other NFL teams and several autograph opportunities.

### Training Camp Facts

- LOCATION:** St. Edward's University, Austin, Texas, 78704.  
St. Edward's is located approximately three miles south of downtown Austin just off of Interstate 35. Exit off I-35 at the Woodward Avenue/St. Edward's exit. Proceed west on Woodward Avenue for one half mile to the campus (on the right).
- DATES:** Camp is usually held from mid-July to mid-August.
- AUSTIN:** Austin is the Capital of the State of Texas, and it is the only state capital that is the training camp home of an NFL franchise. It is the fourth largest city in the State of Texas, and 70% of the state's population is within 200 miles of Austin.
- PRACTICES:** Cowboys practice sessions at St. Edward's are open to the public free of charge. Public parking is not available on campus during practice times.
- INFORMATION:** Further information on Cowboys training camp, and training camp sponsorships, can be obtained by calling the Dallas Cowboys Offices in Irving at 214-556-9900.



## DALLAS COWBOYS TRAVEL

Cowboys Center  
214/556-2800

Lincoln Plaza  
214/871-9795

Dallas Cowboys Travel is a full-service travel agency specializing in "Cowboys Home and Away Game Weekend Packages." These packages include accommodations, game day brunch, game tickets plus bus transportation to and from the game. The agency also handles international, corporate and leisure travel arrangements.

## Cowboys on the Road

### Home Games

DFW Airport Marriott ..... 214/929-8800

### Detroit (August 4-8)

Mayfair Hotel (London) ..... 011-071/629-7777

### Chicago (August 26)

Stouffer Riviere Hotel ..... 312/372-7200

### Washington (September 5)

Loews L'Enfant Plaza Hotel ..... 202/484-1000

### Phoenix (September 18)

Doubletree Suite Hotel ..... 602/225-0500

### Indianapolis (October 9)

Indianapolis Hilton ..... 317/635-2000

### Philadelphia (October 30)

Cherry Hill Hyatt ..... 609/662-1234

### Atlanta (November 20)

Atlanta Airport Hilton ..... 404/767-9000

### Minnesota (December 11)

Minneapolis Hilton ..... 612/376-1000

### N.Y. Jets (December 17)

Meadowlands Hilton ..... 201/348-6900

### N.Y. Giants (January 1)

Meadowlands Hilton ..... 201/348-6900

# Dallas Cowboys Cheerleaders

The Dallas Cowboys Cheerleaders recently reached a major milestone in the entertainment industry by making more international entertainment trips to U.S. military bases than any other professional performer or group over the course of the past decade. In 1992 the world famous organization celebrates their 21st season on the sidelines of Texas Stadium.

The Cowboys transformed the idea of sideline cheerleaders in 1972 when they mixed a unique blend of glamour and dance with an old football tradition. Nobody at the time predicted the Dallas Cowboys Cheerleaders would become an international phenomenon, but that's precisely what happened.

The image and style of the Cowboys Cheerleaders has had an enormous influence on entertainment in sports. But while the Cowboys Cheerleaders have been imitated throughout the sports world, no one has been able to equal their stature.

The strength of their national popularity was evident during the 1970's when two made-for-TV movies about the Cowboys Cheerleaders drew top ratings.

Besides being an integral part of Cowboys games at Texas Stadium, the Cheerleaders perform at numerous state fairs, college halftime shows and other events around the country.

The Cowboys Cheerleaders also donate their time to many charitable and civic causes. Every year the Cheerleaders visit hospitals, nursing homes and schools. They perform at telethons and other fund-raising events around the United States. And they bring their special brand of goodwill to American military bases in places like Korea, the Philippines, Cuba, Panama, the Indian Ocean and the Persian Gulf.

The Cowboys Cheerleaders' annual USO/Department of Defense tours every Christmas and spring have become a special tradition. Since 1979 the Cheerleaders have visited and entertained hundreds of thousands of United States military personnel all over the world on 26 USO/DOD tours.



**Kelli McGonagill**  
Director



**Tina Kalina**  
Coordinator



**Judy Trammell**  
Choreographer

## 1993-94 Dallas Cowboys Cheerleaders

### VETERANS

Nicole Anselmo	2nd Year	Jennifer Jones	2nd Year
Leticia Avila	2nd Year	Kirsten Krueger	4th Year
Kelley Blunt	2nd Year	Amy Merriman	3rd Year
Dorie Braddy	4th Year	Suzanne Michael	3rd Year
Christina Carr	3rd Year	Wendy Newman	4th Year
Carrie Chapman	2nd Year	Tammi Ratcliff	2nd Year
Tandra Cromer	4th Year	Jo Smith	2nd Year
Kelly Drake	3rd Year	Regina Tucker	2nd Year
Yvette Flores	2nd Year	Brooke Wicker	2nd Year
Preea Jernigan	2nd Year	Alice Williams	4th Year

### ROOKIES

Kimberly Ball	Kathryn Ladoulis	Gigi Pittman
Eva Bone	Kimberly Land	Tara Rene
Nicol Cobin	Julie Maniscalco	Bronlyn Tuell
Christine Jensen	Michelle Parma	Christy Van Meter
Jill Jones		Leslie Vitale

## Cowboys on Radio

For the third straight year, KVIL-FM 103.7 will bring stereo sound to the National Football League with its broadcast of all Dallas Cowboys football games. State-of-the-art technology enables KVIL-FM to broadcast Cowboys games at home and away to a Metroplex audience in "close-up" stereo. Once again, KVIL will originate all games broadcast across "The Dallas Cowboys Radio Network," consisting of 121 stations in 113 markets and 19 states.

The veteran voice of the Dallas Cowboys, Brad Sham will again handle the play-by-play, while Dale Hansen brings his unique insights to the color commentary. KVIL's creative approach to pre-game coverage begins two hours prior to each kickoff. Live post-game locker room interviews with players and coaches will follow each game.

KVIL's coverage continues through the week with special programming that features Cowboys owner Jerry Jones, head coach Jimmy Johnson and selected star players. Cowboy coverage extends on a daily basis with KVIL's exclusive "Two Minute Drill."

Cowboys games will also be broadcast in Spanish on the "Dallas Cowboys Radio Network in Spanish" to over 30 stations throughout Texas, the southwest and Mexico. Mario Montez and Isreal Aguilar will call the action for the Cowboys games that will originate on KESS-AM in the Dallas/Fort Worth area.

### The Dallas Cowboys Radio Network

**TEXAS:** Abilene, KNTS(1470-AM); Alpine, KLVF(1240-AM); Amarillo, KGNC(710-AM); Austin, KVET(1300-AM); Beaumont, KLVI(560-AM); Big Spring, KBST(1490-AM); Brady, KNEU(1300-AM); Breckenridge, KROC(1430-AM); Bridgeport, KWCS(96.7-FM); Brownwood, KBWD(1360-AM); Carthage, KGAS (1590-AM); Center, KDET(930-AM); Coleman, KSTA(107-FM); Corpus Christi, KEYS(1440-AM); Crockett, KIVY(1290-AM); Dallas, KVIL(103.7-FM); Del Rio, KLKE(1230-AM); Denison, KLAQ(97.5-FM); Dimmitt, KDHN(1470-AM); Eastland, KVMX; Edinburg, KURV(710-AM); El Paso, KRDD(800-AM); Fairfield, KNES (92.1-FM); Floydada, KAWA(900-AM); Fredericksburg, KNAF(910-AM); Gainesville, KGAF(1580-AM); Gatesville, KRYL(98.3-FM); Glen Rose, KCLW; Gonzales, KCTI(1450-AM); KPJN(106.3-FM); Greenville, KGVL(1440-AM); Hallettsville, KRJH(1520-AM); Hamilton, KOES; Haskell, KVRP(95.5-FM); Hereford, KPAN(860-AM), (106.3-FM); Houston, KSEV(700-AM); Jacksonvile, KEBE(1400-AM); Kerrville, KERV(1230-AM); Lamesa, KPET(690-AM); Lampasas, KCYL(1450-AM); Levelland, KLVT(105.5-FM); Liberty, KSHN(99.9-FM); LPXE-AM; Longview/Gilmer, KFRO(1370-AM), KLSQ(95.3-FM); Lufkin, KRBA(1340-AM); Lubbock, KFYO(790-AM); Marble Falls, KHLB(106.9-FM); Marlin, KEYR (92.9-FM); Marshall, KCUL(92.3-FM); Memphis, KLSR(105.3-FM); Mexia, KYCX(1590-AM), (104.9-FM); Midland, KCRS(500-AM); Mt. Pleasant, KALK(97.7-FM); New Boston, KTXK(103.5-FM); Paris, KPLT (1490-AM); Pecos, KPXT; Perryton, KEYE(1400-AM); Plainview, KKYN(1400-AM); Rockdale, KRXT (98.5-FM); Rusk, KTOU(840-AM), KWRW(97.7-FM); San Angelo, KELI(98.7-FM); San Antonio, WOAI(1200-AM); San Saba, KBAL; Silsbee, KWDX(106.3-FM); Snyder, KSNY(1450-AM); Stephenville, KSTV (105.7-FM); Sulphur Springs, KSST(1230-AM); Sweetwater, KXOX(1240-AM); Temple, KTEM(1400-AM); Texarkana, KCMC(740-AM); Tulia, KTUE(1260-AM); Tyler, KTTB(600-AM); Uvalde, KYUF(104.9-FM); Vernon, KWVC(1490-AM); Waco, WACO(1460-AM); Wichita Falls, KWFT(620-AM); Woodville, KVL(1490-AM).

**ARKANSAS:** Conway, KTOU(92.7-FM), KFCA (1330-AM); Ft. Smith, KCUZ(950-AM); Little Rock, KBIS(1010-AM).

**CALIFORNIA:** San Luis Obispo, KKM(1280-AM).

**DELAWARE:** Newark, WNRK(1260-AM).

**FLORIDA:** Tampa, WQBN(1300-AM).

**HAWAII:** Honolulu, KGU(760-AM).

**ILLINOIS:** Highland, WINU(880-AM).

**KANSAS:** Ulysses, KFXX(106.7-FM), KVLV(1420-AM).

**LOUISIANA:** Shreveport, KFLO(1300-AM); Monroe, KMLB(1440-AM).

**MISSOURI:** Joplin, KVAS(1230-AM).

**NEVADA:** Las Vegas, KENO(1460-AM).

**NEW MEXICO:** Albuquerque, KKO(770-AM); Clovis, KAWA(107.5-FM); Farmington, KWYK(94.9-FM); Gallup,

KYVA(1230-AM); Roswell, KBIM(94.9-FM); Silver City, KNFT(950-AM), (102.9-FM).

**NORTH CAROLINA:** Cherryville, WCSL(1590-AM), WOH(730-AM), WGN(1450-AM).

**OKLAHOMA:** Ardmore, KKAJ(1240-AM); Bartlesville, KYFC(101.1-FM); Clinton, KXOL(1320-AM); Enid,

KCRC(1390-AM); Norman, OKC, WWLS(640-AM); Okmulgee, KOKL(1240-AM); Ponca City, KLOP

(99.3-FM); Shawnee, KGFF.

**PENNSYLVANIA:** Pittston, WILK(980-AM).

**TENNESSEE:** Erwin, WXIS(103.9-FM); Memphis, WAVN(1240-AM).

**VIRGINIA:** Richmond, WGMZ(990-AM); Virginia Beach, WGH(1310-AM).

**WASHINGTON:** Spokane, KTRW(970-AM)

**WEST VIRGINIA:** Martinsburg, WRNR(740-AM).

## Cowboys on Television

### "Cowboys Special Edition"

"Cowboys Special Edition with Jerry Jones" is an inside look at the team televised every Saturday night at 6:30 p.m. on KDFW, Channel 4, in Dallas-Fort Worth. It is also syndicated to a regional network throughout the State and the southwest.

### "The Jimmy Johnson Show"

"The Jimmy Johnson Show" is televised by KDFW, Channel 4, in Dallas-Fort Worth every Sunday morning at 11:00 a.m. during the season. It is also syndicated on a regional network throughout the State of Texas and the southwest.

#### The SilverStar Network

214-556-9322

John Chang

Director of Television

The SilverStar Network is a full-service production, sales, syndication and satellite service unit formed in 1990 and owned by the Dallas Cowboys Football Club.

Roger Greene - Senior Videographer/Editor

Scott Purcel - Videographer

Chris Morris - Production Coordinator

Rose M. Squillacote - Business Manager/Syndication

## Cowboys in Print

### "Dallas Cowboys Weekly"

"Dallas Cowboys Weekly" remains the largest team publication in sports with a circulation of nearly 50,000. Published by Russ Russell and edited by Jim Browder, the 18-year-old Cowboys Weekly reaches fans across the nation 32 times a year with action photos, game stories, inside information, profiles of players and cheerleaders and much more. Fans interested in subscribing to the DCW should call 214-556-9972. An annual subscription for 32 issues is priced at \$28.95.

### "GameDay"

"GameDay" is the souvenir magazine sold only at Cowboys home games. GameDay gives you lineups, player photos, updated statistics, news and features about the Cowboys and other NFL teams.

### "Dallas Cowboys Bluebook"

"Dallas Cowboys Bluebook" is the team's annual yearbook. Re-designed for the 1990's, the Bluebook is now loaded with color photos of Cowboys players, cheerleaders and coaches, and information about the team. The Bluebook is available by mail or at the Pro Shop at Texas Stadium. Books can be purchased by sending \$8.95 to the Dallas Cowboys, Attention Bluebook, One Cowboys Parkway, Irving, TX 75063.



## Entertainment Activities



### ★ Bill Lively

Bill Lively is the Cowboys' executive entertainment producer. Named to the position in 1989, Lively coordinates the presentation of all entertainment components of Dallas Cowboys football games at Texas Stadium.

The entertainment presentation at Cowboys games is recognized throughout the NFL as one of the most complete and state-of-the-art productions in all of professional sports. That entertainment includes the Cowboys Cheerleaders, DiamondVision scoreboard, public address announcer, recorded music, strolling bands outside the stadium, the Cowboys Trumpets plus pregame and halftime events.

Lively is also the Vice President for University Advancement at Southern Methodist University. He directed the Cowboys Band for 14 years and is the former director of the SMU Band.

#### 1993 Halftime Activities

- Aug. 1 (Minnesota) . . . . . Frisbee-Catching Dogs
- Aug. 14 (L.A. Raiders) . . . . . Pee Wee Football Games
- Sept. 12 (Buffalo) . . . . . Texas A&M Marching Band
- Oct. 3 (Green Bay) . . . . . University of Texas Marching Band
- Oct. 17 (San Francisco) . . . . Dallas Cowboys Cheerleaders
- Nov. 7 (N.Y. Giants) . . . . . NFL Punt, Pass and Kick Competition
- Nov. 14 (Phoenix) . . . . . Dallas Cowboys Cheerleaders Competition
- Nov. 25 (Miami) . . . . . The Huggies Baby Derby
- Dec. 6 (Philadelphia) . . . . . T.B.A.
- Dec. 26 (Washington) . . . . Bob Lilly Award Presentation and the Dallas Cowboys Cheerleaders



### ★ Murphy Martin

The Voice of Texas Stadium, Murphy Martin, returns to his familiar role as the Dallas Cowboys public address announcer again in 1993. A veteran network news anchorman, Martin has handled nearly every type of P.A. responsibility at Texas Stadium for the past 18 years.

Martin has also manned the public address announcer's booth for the pregame and half-time festivities at three NFL Super Bowls.

## Cowboys Attendance Records

The Cowboys played in the Cotton Bowl (capacity 72,132 in 1970) from 1960 until Texas Stadium was opened on Oct. 24, 1971 against New England. In 1985 seats were removed from Texas Stadium to make room for 118 Crown Suites.

## TOTAL ATTENDANCE

Year	Home Games (No.)	Avg.	Percent Change	Road Games (No.)	Pre-Season Games (No.)	Post-Season Games (No.)	Grand Total
1960	128,500 (6)	21,417	—	214,820 (6)	120,284 (6)	—	463,604
1961	172,000 (7)	24,571	+33.9%	251,443 (7)	97,584 (5)	—	521,027
1962	152,446 (7)	21,778	-11.4%	278,807 (7)	178,683 (5)	—	609,936
1963	188,727 (7)	26,961	+23.8%	280,062 (7)	214,290 (5)	—	683,079
1964	268,661 (7)	38,380	+42.3%	356,339 (7)	207,751 (5)	—	832,751
1965	388,912 (7)	55,559	+44.8%	366,390 (7)	199,395 (5)	65,569 (1)	1,020,266
1966	473,373 (7)	67,625	+21.7%	408,889 (7)	238,186 (5)	75,504 (1)	1,195,952
1967	460,476 (7)	65,782	-2.7%	402,843 (7)	278,511 (5)	121,647 (2)	1,263,477
1968	470,110 (7)	67,158	+2.1%	401,626 (7)	300,909 (6)	104,458 (2)	1,277,103
1969	443,352 (7)	63,336	-5.7%	434,477 (7)	384,095 (6)	100,472 (2)	1,362,396
1970	411,531 (7)	58,790	-7.2%	398,377 (7)	347,327 (6)	212,847 (3)	1,370,082
1971	466,220 (7)	66,603	+13.3%	416,043 (7)	375,250 (6)	195,716 (3)	1,454,229
1972	446,990 (7)	63,856	-4.1%	391,852 (7)	474,273 (7)	114,343 (2)	1,427,458
1973	433,030 (7)	61,861	-3.1%	423,177 (7)	355,994 (6)	128,815 (2)	1,341,016
1974	373,435 (7)	53,348	-13.8%	378,233 (7)	284,620 (6)	—	1,036,288
1975	402,294 (7)	57,471	+7.7%	404,073 (7)	273,567 (6)	211,095 (3)	1,291,029
1976	412,698 (7)	58,957	+2.6%	414,867 (7)	320,564 (6)	62,436 (1)	1,210,565
1977	432,885 (7)	61,840	+5.0%	398,486 (7)	329,549 (6)	201,288 (3)	1,362,208
1978	498,865 (8)	62,358	+0.9%	484,905 (8)	260,344 (4)	206,464 (3)	1,450,578
1979	508,965 (8)	63,621	+0.2%	488,432 (8)	268,989 (5)	64,792 (1)	1,331,178
1980	477,378 (8)	59,672	-6.2%	492,828 (8)	244,612 (4)	195,251 (3)	1,410,069
1981	511,541 (8)	63,943	+7.2%	502,392 (8)	243,849 (4)	125,373 (2)	1,383,155
1982	269,981 (5)	53,996	-15.6%	217,153 (4)	208,057 (4)	184,059 (3)	879,250
1983	505,793 (8)	63,224	+17.1%	481,230 (8)	217,621 (4)	43,521 (1)	1,248,165
1984	479,733 (8)	59,967	-5.2%	523,951 (8)	203,646 (4)	—	1,207,330
1985	478,958 (8)	59,870	-0.2%	489,913 (8)	193,795 (4)	66,351 (1)	1,229,017
1986	469,806 (8)	58,726	-1.9%	518,627 (8)	299,134 (5)	—	1,287,567
1987	344,406 (7)	49,201	-16.2%	416,141 (8)	199,327 (4)	—	959,874
1988	393,129 (8)	49,141	-0.1%	528,529 (8)	177,080 (4)	—	1,098,738
1989	418,346 (8)	52,293	+6.4%	490,586 (8)	215,219 (4)	—	1,124,151
1990	475,432 (8)	59,429	+13.7%	483,944 (8)	173,716 (4)	—	1,133,092
1991	501,901 (8)	62,738	+5.6%	537,101 (8)	219,022 (4)	140,884 (2)	1,398,908
1992	506,758 (8)	63,345	+1.0%	580,181 (8)	284,898 (5)	227,015 (3)	1,598,852
Total	13,366,632(241)	55,463	—	13,856,717(241)	8,390,141(165)	2,848,900(41)	38,462,390

## LARGEST CROWDS

Home	Away
Regular Season	Regular Season
80,259 vs. Cleveland, Nov. 24, 1966	†10,000 — San Francisco 26, Dallas 14; Nov. 20, 1960
79,965 vs. St. Louis, Dec. 4, 1966	12,692 — Chicago 34, Dallas 33; Nov. 18, 1962
*66,689 vs. Jets, Dec. 4, 1971	
†65,012 vs. Philadelphia, Nov. 1, 1992	
Postseason	Away
75,504 vs. Green Bay, Jan. 1, 1967	4,954 — Dallas 38, Minnesota 13; Aug. 5, 1961 in Sioux Falls, S.D.
*66,311 vs. San Francisco, Jan. 2, 1972	12,370 — Dallas 38, N.Y. Jets 24; Oct. 4, 1987
Preseason	†Estimated; no turnstiles in Cotton Bowl in 1960 and 1961
78,807 vs. Green Bay, Aug. 28, 1967	
*65,405 vs. Houston, Aug. 5, 1972	
†63,582 vs. Houston, Sept. 2, 1989	
*Texas Stadium record	
†Texas Stadium record after 1985 improvements	

## SMALLEST CROWDS

Home	Away
Regular Season	Regular Season
91,505 @ L.A. Raiders, Oct. 25, 1992	Longest home sellout streak — 44 straight games (began 10/16/77 vs. Washington, ended 12/21/82 vs. Tampa Bay) regular season and playoffs
84,850 @ Cleveland, Nov. 2, 1969	Last home non-sellout (regular season and playoffs) — 12/16/90 vs. Phoenix (17 straight)
84,278 @ New Orleans, Nov. 3, 1968	
Postseason	Longest road sellout streak — 43 straight games (began 9/24/79 @ Cleveland, ended 11/18/84 @ Buffalo)
84,483 @ L.A. Rams, Jan. 4, 1976	Last road non-sellout (regular season and playoffs) — 9/22/91 @ Phoenix (18 straight)
Preseason	
87,381 @ L.A. Rams, Aug. 8, 1969	
Neutral	
98,374 vs. Buffalo @ Pasadena, Jan. 31, 1993	

## SELLOUT STREAKS

Longest home sellout streak — 44 straight games (began 10/16/77 vs. Washington, ended 12/21/82 vs. Tampa Bay) regular season and playoffs

Last home non-sellout (regular season and playoffs) — 12/16/90 vs. Phoenix (17 straight)

Longest road sellout streak — 43 straight games (began 9/24/79 @ Cleveland, ended 11/18/84 @ Buffalo)

Last road non-sellout (regular season and playoffs) — 9/22/91 @ Phoenix (18 straight)



## 1992 Final Standings

### AMERICAN FOOTBALL CONFERENCE

#### Eastern Division

	W	L	T	Pct.	Pts.	OP
*Miami	11	5	0	.688	340	281
#Buffalo	11	5	0	.688	381	283
Indianapolis	9	7	0	.563	216	302
N.Y. Jets	4	12	0	.250	220	315
New England	2	14	0	.125	205	363

#### Central Division

	W	L	T	Pct.	Pts.	OP
*Pittsburgh	11	5	0	.688	299	225
#Houston	10	6	0	.625	352	258
Cleveland	7	9	0	.438	272	275
Cincinnati	5	11	0	.313	274	364

#### Western Division

	W	L	T	Pct.	Pts.	OP
*San Diego	11	5	0	.688	335	241
#Kansas City	10	6	0	.625	348	282
Denver	8	8	0	.500	262	329
L.A. Raiders	7	9	0	.438	249	281
Seattle	2	14	0	.125	140	312

\*Division Champion #Wild Card Team

Miami finished ahead of Buffalo based on better conference record (9-3 to 7-5). Tampa Bay finished ahead of Chicago and Detroit based on better conference record (5-7 to Bears' 4-8 and Lions' 3-9). Atlanta finished ahead of L.A. Rams based on better record versus common opponents (5-7 to 4-8).

### NATIONAL FOOTBALL CONFERENCE

#### Eastern Division

	W	L	T	Pct.	Pts.	OP
*Dallas	13	3	0	.813	409	243
#Philadelphia	11	5	0	.688	354	245
#Washington	9	7	0	.563	300	255
N.Y. Giants	6	10	0	.375	306	367
Phoenix	4	12	0	.250	243	332

#### Central Division

	W	L	T	Pct.	Pts.	OP
*Minnesota	11	5	0	.688	374	249
Green Bay	9	7	0	.563	276	296
Tampa Bay	5	11	0	.313	267	365
Chicago	5	11	0	.313	295	361
Detroit	5	11	0	.313	273	332

#### Western Division

	W	L	T	Pct.	Pts.	OP
*San Francisco	14	2	0	.875	431	236
#New Orleans	12	4	0	.750	330	202
Atlanta	6	10	0	.375	327	414
L.A. Rams	6	10	0	.375	313	383

### 1992 NFL POSTSEASON AT A GLANCE

(Home team in caps)

#### AFC Wild Card Playoff Games

SAN DIEGO 17, Kansas City 0  
BUFFALO 41, Houston 38 (OT)

#### AFC Divisional Playoff Games

Buffalo 24, PITTSBURGH 3  
MIAMI 31, San Diego 0

#### AFC Championship Game

Buffalo 29, MIAMI 10

#### NFC Wild Card Playoff Games

Washington 24, MINNESOTA 7  
Philadelphia 36, NEW ORLEANS 20

#### NFC Divisional Playoff Games

SAN FRANCISCO 20, Washington 13  
DALLAS 34, Philadelphia 10

#### NFC Championship Game

Dallas 30, SAN FRANCISCO 20

Super Bowl XXVII at Rose Bowl, Pasadena, California

DALLAS 52, Buffalo 17

AFC-NFC Pro Bowl at Aloha Stadium, Honolulu, Hawaii

AFC 23, NFC 20

### 1993 NFL Post Season Games

SATURDAY, JANUARY 8

FIRST-ROUND GAMES

SUNDAY, JANUARY 9

FIRST-ROUND GAMES

SATURDAY, JANUARY 15

DIVISIONAL PLAYOFFS

SUNDAY, JANUARY 16

DIVISIONAL PLAYOFFS

SATURDAY, JANUARY 23

AFC CHAMPIONSHIP GAME

NFC CHAMPIONSHIP GAME

SUNDAY, JANUARY 30

SUPER BOWL XXVIII (Atlanta, GA)

SATURDAY, FEBRUARY 6

AFC-NFC PRO BOWL

AT HONOLULU, HAWAII



# 1993 NATIONAL FOOTBALL LEAGUE SCHEDULE



(All times local)

## SUNDAY, SEPT. 5 (1st Weekend)

Atlanta at Detroit	1:00
Cincinnati at Cleveland	1:00
Denver at New York Jets	1:00
Kansas City at Tampa Bay	1:00
Los Angeles Rams vs. Green Bay at Milw.	12:00
Miami at Indianapolis	12:00
Minnesota at Los Angeles Raiders	1:00
New England at Buffalo	1:00
New York Giants at Chicago	3:00
Phoenix at Philadelphia	1:00
San Francisco at Pittsburgh	1:00
Seattle at San Diego	1:00
Houston at New Orleans	7:00

## MONDAY, SEPT. 6

Dallas at Washington	9:00
----------------------	------

## SUNDAY, SEPT. 12 (2nd Weekend)

Buffalo at Dallas	3:00
Chicago at Minnesota	12:00
Detroit at New England	1:00
Indianapolis at Cincinnati	1:00
Kansas City at Houston	12:00
New Orleans at Atlanta	1:00
New York Jets at Miami	4:00
Philadelphia at Green Bay	12:00
Phoenix at Washington	1:00
Pittsburgh at Los Angeles Rams	1:00
San Diego at Denver	2:00
Tampa Bay at New York Giants	1:00
Los Angeles Raiders at Seattle	5:00

## MONDAY, SEPT. 13

San Francisco at Cleveland	9:00
----------------------------	------

## SUNDAY, SEPT. 19 (3rd Weekend)

Open Dates: Four AFC East teams;  
Four NFC Central teams

Atlanta at San Francisco	1:00
Cincinnati at Pittsburgh	1:00
Cleveland at Los Angeles Raiders	1:00
Detroit at New Orleans	12:00
Houston at San Diego	1:00
Los Angeles Rams at New York Giants	1:00
Seattle at New England	1:00
Washington at Philadelphia	1:00
Dallas at Phoenix	5:00

## MONDAY, SEPT. 20

Denver at Kansas City	8:00
-----------------------	------

## SUNDAY, SEPT. 26 (4th Weekend)

Open Dates: Four AFC West teams;  
Four NFC East teams

Cleveland at Indianapolis	12:00
Green Bay at Minnesota	12:00
Los Angeles Rams at Houston	12:00
Miami at Buffalo	1:00
Phoenix at Detroit	1:00
San Francisco at New Orleans	3:00
Seattle at Cincinnati	4:00
Tampa Bay at Chicago	12:00
New England at New York Jets	8:00

## MONDAY, SEPT. 27

Pittsburgh at Atlanta	9:00
-----------------------	------

## SUNDAY, OCT. 3 (5th Weekend)

Open Dates: Four AFC Central teams;  
AFC and NFC East Fifth-Place teams

Atlanta at Chicago	12:00
Detroit at Tampa Bay	1:00
Green Bay at Dallas	12:00
Indianapolis at Denver	2:00
Los Angeles Raiders at Kansas City	12:00
Minnesota at San Francisco	1:00
New Orleans at Los Angeles Rams	1:00

## SUNDAY, OCT. 3 (5th Weekend Cont.)

Philadelphia at New York Jets	4:00
San Diego at Seattle	1:00
New York Giants at Buffalo	8:00

## MONDAY, OCT. 4

Washington at Miami	9:00
---------------------	------

## SUNDAY, OCT. 10 (6th Weekend)

Open Dates: Four NFC West teams;

AFC West and NFC Central Fifth-Place teams	
Chicago at Philadelphia	1:00
Cincinnati at Kansas City	12:00
Dallas at Indianapolis	12:00
Miami at Cleveland	1:00
New England at Phoenix	1:00
New York Giants at Washington	1:00
New York Jets at Los Angeles Raiders	1:00
San Diego at Pittsburgh	1:00
Tampa Bay at Minnesota	12:00
Denver at Green Bay	6:30

## MONDAY, OCT. 11

Houston at Buffalo	9:00
--------------------	------

## THURSDAY, OCT. 14 (7th Weekend)

Open Dates: Four AFC East teams;  
Four NFC Central teams

Los Angeles Rams at Atlanta	7:30
-----------------------------	------

## SUNDAY, OCT. 17

Cleveland at Cincinnati	1:00
Houston at New England	1:00
Kansas City at San Diego	1:00
New Orleans at Pittsburgh	1:00
Philadelphia at New York Giants	1:00
San Francisco at Dallas	3:00
Seattle at Detroit	1:00
Washington at Phoenix	1:00

## MONDAY, OCT. 18

Los Angeles Raiders at Denver	7:00
-------------------------------	------

## SUNDAY, OCT. 24 (8th Weekend)

Open Dates: Four AFC West teams;  
Four NFC East teams

Atlanta at New Orleans	12:00
Buffalo at New York Jets	1:00
Cincinnati at Houston	12:00
Detroit at Los Angeles Rams	1:00
Green Bay at Tampa Bay	1:00
New England at Seattle	1:00
Phoenix at San Francisco	1:00
Pittsburgh at Cleveland	1:00
Indianapolis at Miami	7:30

## MONDAY, OCT. 25

Minnesota at Chicago	8:00
----------------------	------

## SUNDAY, OCT. 31 (9th Weekend)

Open Dates: Four AFC Central teams

Chicago at Green Bay	12:00
Dallas at Philadelphia	1:00
Kansas City at Miami	1:00
Los Angeles Rams at San Francisco	1:00
New England at Indianapolis	1:00
New Orleans at Phoenix	2:00
New York Jets at New York Giants	1:00
San Diego at Los Angeles Raiders	1:00
Seattle at Denver	2:00
Tampa Bay at Atlanta	1:00
Detroit at Minnesota	7:00

## MONDAY, NOV. 1

Washington at Buffalo	9:00
-----------------------	------

## SUNDAY, NOV. 7 (10th Weekend)

Open Dates: Four NFC West teams

Buffalo at New England	1:00
Denver at Cleveland	1:00
Los Angeles Raiders at Chicago	3:00



**SUNDAY, NOV. 7 (10th Weekend Cont.)**

Miami at New York Jets	4:00
New York Giants at Dallas	12:00
Philadelphia at Phoenix	2:00
Pittsburgh at Cincinnati	1:00
San Diego at Minnesota	12:00
Seattle at Houston	12:00
Tampa Bay at Detroit	1:00
Indianapolis at Washington	8:00

**MONDAY, NOV. 8**

Green Bay at Kansas City	8:00
--------------------------	------

**SUNDAY, NOV. 14 (11th Weekend)**

Open Dates: AFC East and NFC Central

Fifth-Place teams

Atlanta at Los Angeles Rams	1:00
Cleveland at Seattle	1:00
Green Bay at New Orleans	12:00
Houston at Cincinnati	1:00
Kansas City at Los Angeles Raiders	1:00
Miami at Philadelphia	1:00
Minnesota at Denver	2:00
New York Jets at Indianapolis	4:00
Phoenix at Dallas	12:00
San Francisco at Tampa Bay	1:00
Washington at New York Giants	1:00
Chicago at San Diego	5:00

**MONDAY, NOV. 15**

Buffalo at Pittsburgh	9:00
-----------------------	------

**SUNDAY, NOV. 21 (12th Weekend)**

Open Dates: AFC West and NFC East

Fifth-Place teams

Chicago at Kansas City	12:00
Cincinnati at New York Jets	1:00
Dallas at Atlanta	1:00
Detroit vs. Green Bay at Milw.	12:00
Houston at Cleveland	1:00
Indianapolis at Buffalo	1:00
Los Angeles Raiders at San Diego	1:00
New England at Miami	1:00
New York Giants at Philadelphia	4:00
Pittsburgh at Denver	2:00
Washington at Los Angeles Rams	1:00
Minnesota at Tampa Bay	8:00

**MONDAY, NOV. 22**

New Orleans at San Francisco	6:00
------------------------------	------

**THURSDAY, NOV. 25 (13th Weekend)**

Chicago at Detroit	12:30
Miami at Dallas	3:00

**SUNDAY, NOV. 28**

Buffalo at Kansas City	3:00
Cleveland at Atlanta	1:00
Denver at Seattle	1:00
Los Angeles Raiders at Cincinnati	1:00
New Orleans at Minnesota	12:00
New York Jets at New England	1:00
Philadelphia at Washington	1:00
Phoenix at New York Giants	4:00
San Francisco at Los Angeles Rams	1:00
Tampa Bay at Green Bay	12:00
Pittsburgh at Houston	7:00

**MONDAY, NOV. 29**

San Diego at Indianapolis	9:00
---------------------------	------

**SUNDAY, DEC. 5 (14th Weekend)**

Atlanta at Houston	12:00
Denver at San Diego	1:00
Green Bay at Chicago	12:00
Indianapolis at New York Jets	1:00
Kansas City at Seattle	1:00
Los Angeles Raiders at Buffalo	1:00
Los Angeles Rams at Phoenix	2:00
Minnesota at Detroit	1:00
New England at Pittsburgh	1:00
New Orleans at Cleveland	1:00
New York Giants at Miami	4:00

**SUNDAY, DEC. 5 (14th Weekend Cont.)**

Washington at Tampa Bay	1:00
Cincinnati at San Francisco	5:00

**MONDAY, DEC. 6**

Philadelphia at Dallas	8:00
------------------------	------

**SATURDAY, DEC. 11 (15th Weekend)**

New York Jets at Washington	12:30
San Francisco at Atlanta	4:00

**SUNDAY, DEC. 12**

Buffalo at Philadelphia	1:00
Chicago at Tampa Bay	1:00
Cincinnati at New England	1:00
Cleveland at Houston	12:00
Dallas at Minnesota	3:00
Detroit at Phoenix	2:00
Indianapolis at New York Giants	1:00
Kansas City at Denver	2:00
Los Angeles Rams at New Orleans	12:00
Seattle at Los Angeles Raiders	1:00
Green Bay at San Diego	5:00

**MONDAY, DEC. 13**

Pittsburgh at Miami	9:00
---------------------	------

**SATURDAY, DEC. 18 (16th Weekend)**

Dallas at New York Jets	4:00
Denver at Chicago	11:30

**SUNDAY, DEC. 19**

Atlanta at Washington	1:00
Buffalo at Miami	1:00
Houston at Pittsburgh	1:00
Los Angeles Rams at Cincinnati	1:00
Minnesota vs. Green Bay at Milw.	12:00
New England at Cleveland	1:00
Phoenix at Seattle	1:00
San Diego at Kansas City	3:00
San Francisco at Detroit	4:00
Tampa Bay at Los Angeles Raiders	1:00
Philadelphia at Indianapolis	8:00

**MONDAY, DEC. 20**

New York Giants at New Orleans	8:00
--------------------------------	------

**SATURDAY, DEC. 25 (17th Weekend)**

Houston at San Francisco	2:30
--------------------------	------

**SUNDAY, DEC. 26**

Atlanta at Cincinnati	1:00
Cleveland at Los Angeles Rams	1:00
Detroit at Chicago	12:00
Indianapolis at New England	1:00
Los Angeles Raiders at Green Bay	12:00
New Orleans at Philadelphia	1:00
New York Giants at Phoenix	2:00
New York Jets at Buffalo	1:00
Pittsburgh at Seattle	1:00
Tampa Bay at Denver	2:00
Washington at Dallas	3:00
Kansas City at Minnesota	7:00

**MONDAY, DEC. 27**

Miami at San Diego	6:00
--------------------	------

**FRIDAY, DEC. 31 (18th Weekend)**

Minnesota at Washington	3:00
-------------------------	------

**SUNDAY, JAN. 2**

Buffalo at Indianapolis	1:00
Chicago at Los Angeles Rams	1:00
Cincinnati at New Orleans	3:00
Cleveland at Pittsburgh	1:00
Dallas at New York Giants	1:00
Denver at Los Angeles Raiders	1:00
Green Bay at Detroit	1:00
Miami at New England	1:00
Phoenix at Atlanta	1:00
San Diego at Tampa Bay	4:00
Seattle at Kansas City	12:00
New York Jets at Houston	7:00

**MONDAY, JAN. 3**

Philadelphia at San Francisco	6:00
-------------------------------	------



# Lite BEER

The Official Beer  
of the Dallas Cowboys



MILLER BREWING COMPANY  
PHILADELPHIA, PA. 19103



If you've missed any part of this message, stay on the line. This message will repeat. If you're looking for a completely worry-free phone system that you can just plug in and forget about, call GTE at 1-800-CALL GTE and ask for CentraNet. If you've missed any part of this message, stay on the line. This message will repeat. If you're looking for a completely worry-free phone system that you can just plug in and forget about, call GTE at 1-800-CALL GTE and ask for CentraNet.

CentraNet®

